



# wwPDB X-ray Structure Validation Summary Report ⓘ

Jun 22, 2024 – 04:26 PM EDT

PDB ID : 6HJM  
Title : Myxococcus xanthus MglB  
Authors : Varela, P.F.; Navaza, J.; Trapani, S.; Cherfils, J.  
Deposited on : 2018-09-04  
Resolution : 2.39 Å(reported)

This is a wwPDB X-ray Structure Validation Summary Report for a publicly released PDB entry.

We welcome your comments at [validation@mail.wwpdb.org](mailto:validation@mail.wwpdb.org)

A user guide is available at

<https://www.wwpdb.org/validation/2017/XrayValidationReportHelp>

with specific help available everywhere you see the ⓘ symbol.

The types of validation reports are described at

<http://www.wwpdb.org/validation/2017/FAQs#types>.

---

The following versions of software and data (see [references ⓘ](#)) were used in the production of this report:

MolProbity	:	4.02b-467
Xtriage (Phenix)	:	1.20.1
EDS	:	2.37.1
Percentile statistics	:	20191225.v01 (using entries in the PDB archive December 25th 2019)
Refmac	:	5.8.0158
CCP4	:	7.0.044 (Gargrove)
Ideal geometry (proteins)	:	Engh & Huber (2001)
Ideal geometry (DNA, RNA)	:	Parkinson et al. (1996)
Validation Pipeline (wwPDB-VP)	:	2.37.1

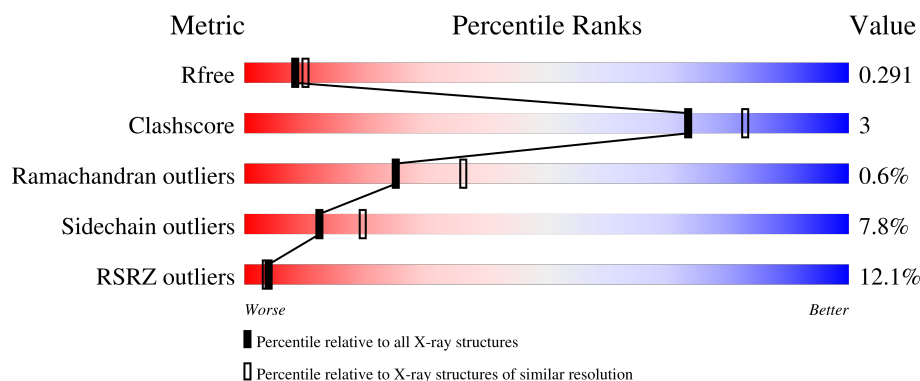
# 1 Overall quality at a glance

The following experimental techniques were used to determine the structure:

*X-RAY DIFFRACTION*

The reported resolution of this entry is 2.39 Å.

Percentile scores (ranging between 0-100) for global validation metrics of the entry are shown in the following graphic. The table shows the number of entries on which the scores are based.



Metric	Whole archive (#Entries)	Similar resolution (#Entries, resolution range(Å))
$R_{free}$	130704	3907 (2.40-2.40)
Clashscore	141614	4398 (2.40-2.40)
Ramachandran outliers	138981	4318 (2.40-2.40)
Sidechain outliers	138945	4319 (2.40-2.40)
RSRZ outliers	127900	3811 (2.40-2.40)

The table below summarises the geometric issues observed across the polymeric chains and their fit to the electron density. The red, orange, yellow and green segments of the lower bar indicate the fraction of residues that contain outliers for  $\geq 3$ , 2, 1 and 0 types of geometric quality criteria respectively. A grey segment represents the fraction of residues that are not modelled. The numeric value for each fraction is indicated below the corresponding segment, with a dot representing fractions  $\leq 5\%$ . The upper red bar (where present) indicates the fraction of residues that have poor fit to the electron density. The numeric value is given above the bar.

Mol	Chain	Length	Quality of chain
1	A	192	<div> <div>3%</div> <div>59% 7% 33%</div> </div>
1	B	192	<div> <div>3%</div> <div>56% 9% 34%</div> </div>
1	C	192	<div> <div>5%</div> <div>60% 5% 34%</div> </div>
1	D	192	<div> <div>12%</div> <div>55% 7% 38%</div> </div>
1	E	192	<div> <div>5%</div> <div>57% 6% 36%</div> </div>

*Continued on next page...*

Continued from previous page...

Mol	Chain	Length	Quality of chain
1	F	192	
1	G	192	
1	H	192	
1	I	192	
1	J	192	
1	K	192	
1	L	192	
1	M	192	
1	N	192	
1	O	192	
1	P	192	
1	Q	192	
1	R	192	
1	S	192	
1	T	192	

## 2 Entry composition

There are 2 unique types of molecules in this entry. The entry contains 19326 atoms, of which 0 are hydrogens and 0 are deuteriums.

In the tables below, the ZeroOcc column contains the number of atoms modelled with zero occupancy, the AltConf column contains the number of residues with at least one atom in alternate conformation and the Trace column contains the number of residues modelled with at most 2 atoms.

- Molecule 1 is a protein called MglB.

Mol	Chain	Residues	Atoms					ZeroOcc	AltConf	Trace
1	A	128	Total	C	N	O	S	0	0	0
			976	616	166	190	4			
1	B	126	Total	C	N	O	S	0	0	0
			961	606	164	188	3			
1	E	123	Total	C	N	O	S	0	0	0
			933	587	161	182	3			
1	F	127	Total	C	N	O	S	0	0	0
			969	611	165	189	4			
1	C	126	Total	C	N	O	S	0	0	0
			961	605	164	188	4			
1	D	120	Total	C	N	O	S	0	0	0
			907	571	158	175	3			
1	G	126	Total	C	N	O	S	0	0	0
			961	605	164	188	4			
1	H	121	Total	C	N	O	S	0	0	0
			916	576	159	178	3			
1	I	127	Total	C	N	O	S	0	0	0
			969	611	165	189	4			
1	J	124	Total	C	N	O	S	0	0	0
			948	597	162	185	4			
1	M	127	Total	C	N	O	S	0	0	0
			969	611	165	189	4			
1	N	123	Total	C	N	O	S	0	0	0
			933	587	161	182	3			
1	Q	125	Total	C	N	O	S	0	0	0
			949	597	163	186	3			
1	R	125	Total	C	N	O	S	0	0	0
			954	600	163	187	4			
1	K	119	Total	C	N	O	S	0	0	0
			901	568	157	173	3			
1	L	125	Total	C	N	O	S	0	0	0
			954	601	163	187	3			

*Continued on next page...*

*Continued from previous page...*

Mol	Chain	Residues	Atoms					ZeroOcc	AltConf	Trace
1	O	122	Total	C	N	O	S	0	0	0
			925	581	160	181	3			
1	P	133	Total	C	N	O	S	0	0	0
			1017	642	173	198	4			
1	S	127	Total	C	N	O	S	0	0	0
			969	611	165	189	4			
1	T	126	Total	C	N	O	S	0	0	0
			961	605	164	188	4			

There are 680 discrepancies between the modelled and reference sequences:

Chain	Residue	Modelled	Actual	Comment	Reference
A	-32	MET	-	initiating methionine	UNP Q50883
A	-31	GLY	-	expression tag	UNP Q50883
A	-30	SER	-	expression tag	UNP Q50883
A	-29	SER	-	expression tag	UNP Q50883
A	-28	HIS	-	expression tag	UNP Q50883
A	-27	HIS	-	expression tag	UNP Q50883
A	-26	HIS	-	expression tag	UNP Q50883
A	-25	HIS	-	expression tag	UNP Q50883
A	-24	HIS	-	expression tag	UNP Q50883
A	-23	HIS	-	expression tag	UNP Q50883
A	-22	SER	-	expression tag	UNP Q50883
A	-21	SER	-	expression tag	UNP Q50883
A	-20	GLY	-	expression tag	UNP Q50883
A	-19	LEU	-	expression tag	UNP Q50883
A	-18	VAL	-	expression tag	UNP Q50883
A	-17	PRO	-	expression tag	UNP Q50883
A	-16	ARG	-	expression tag	UNP Q50883
A	-15	GLY	-	expression tag	UNP Q50883
A	-14	SER	-	expression tag	UNP Q50883
A	-13	HIS	-	expression tag	UNP Q50883
A	-12	MET	-	expression tag	UNP Q50883
A	-11	ALA	-	expression tag	UNP Q50883
A	-10	SER	-	expression tag	UNP Q50883
A	-9	MET	-	expression tag	UNP Q50883
A	-8	THR	-	expression tag	UNP Q50883
A	-7	GLY	-	expression tag	UNP Q50883
A	-6	GLY	-	expression tag	UNP Q50883
A	-5	GLN	-	expression tag	UNP Q50883
A	-4	GLN	-	expression tag	UNP Q50883
A	-3	MET	-	expression tag	UNP Q50883
A	-2	GLY	-	expression tag	UNP Q50883

*Continued on next page...*

*Continued from previous page...*

Chain	Residue	Modelled	Actual	Comment	Reference
A	-1	ARG	-	expression tag	UNP Q50883
A	0	GLY	-	expression tag	UNP Q50883
A	1	SER	-	expression tag	UNP Q50883
B	-32	MET	-	initiating methionine	UNP Q50883
B	-31	GLY	-	expression tag	UNP Q50883
B	-30	SER	-	expression tag	UNP Q50883
B	-29	SER	-	expression tag	UNP Q50883
B	-28	HIS	-	expression tag	UNP Q50883
B	-27	HIS	-	expression tag	UNP Q50883
B	-26	HIS	-	expression tag	UNP Q50883
B	-25	HIS	-	expression tag	UNP Q50883
B	-24	HIS	-	expression tag	UNP Q50883
B	-23	HIS	-	expression tag	UNP Q50883
B	-22	SER	-	expression tag	UNP Q50883
B	-21	SER	-	expression tag	UNP Q50883
B	-20	GLY	-	expression tag	UNP Q50883
B	-19	LEU	-	expression tag	UNP Q50883
B	-18	VAL	-	expression tag	UNP Q50883
B	-17	PRO	-	expression tag	UNP Q50883
B	-16	ARG	-	expression tag	UNP Q50883
B	-15	GLY	-	expression tag	UNP Q50883
B	-14	SER	-	expression tag	UNP Q50883
B	-13	HIS	-	expression tag	UNP Q50883
B	-12	MET	-	expression tag	UNP Q50883
B	-11	ALA	-	expression tag	UNP Q50883
B	-10	SER	-	expression tag	UNP Q50883
B	-9	MET	-	expression tag	UNP Q50883
B	-8	THR	-	expression tag	UNP Q50883
B	-7	GLY	-	expression tag	UNP Q50883
B	-6	GLY	-	expression tag	UNP Q50883
B	-5	GLN	-	expression tag	UNP Q50883
B	-4	GLN	-	expression tag	UNP Q50883
B	-3	MET	-	expression tag	UNP Q50883
B	-2	GLY	-	expression tag	UNP Q50883
B	-1	ARG	-	expression tag	UNP Q50883
B	0	GLY	-	expression tag	UNP Q50883
B	1	SER	-	expression tag	UNP Q50883
E	-32	MET	-	initiating methionine	UNP Q50883
E	-31	GLY	-	expression tag	UNP Q50883
E	-30	SER	-	expression tag	UNP Q50883
E	-29	SER	-	expression tag	UNP Q50883
E	-28	HIS	-	expression tag	UNP Q50883

*Continued on next page...*

*Continued from previous page...*

Chain	Residue	Modelled	Actual	Comment	Reference
E	-27	HIS	-	expression tag	UNP Q50883
E	-26	HIS	-	expression tag	UNP Q50883
E	-25	HIS	-	expression tag	UNP Q50883
E	-24	HIS	-	expression tag	UNP Q50883
E	-23	HIS	-	expression tag	UNP Q50883
E	-22	SER	-	expression tag	UNP Q50883
E	-21	SER	-	expression tag	UNP Q50883
E	-20	GLY	-	expression tag	UNP Q50883
E	-19	LEU	-	expression tag	UNP Q50883
E	-18	VAL	-	expression tag	UNP Q50883
E	-17	PRO	-	expression tag	UNP Q50883
E	-16	ARG	-	expression tag	UNP Q50883
E	-15	GLY	-	expression tag	UNP Q50883
E	-14	SER	-	expression tag	UNP Q50883
E	-13	HIS	-	expression tag	UNP Q50883
E	-12	MET	-	expression tag	UNP Q50883
E	-11	ALA	-	expression tag	UNP Q50883
E	-10	SER	-	expression tag	UNP Q50883
E	-9	MET	-	expression tag	UNP Q50883
E	-8	THR	-	expression tag	UNP Q50883
E	-7	GLY	-	expression tag	UNP Q50883
E	-6	GLY	-	expression tag	UNP Q50883
E	-5	GLN	-	expression tag	UNP Q50883
E	-4	GLN	-	expression tag	UNP Q50883
E	-3	MET	-	expression tag	UNP Q50883
E	-2	GLY	-	expression tag	UNP Q50883
E	-1	ARG	-	expression tag	UNP Q50883
E	0	GLY	-	expression tag	UNP Q50883
E	1	SER	-	expression tag	UNP Q50883
F	-32	MET	-	initiating methionine	UNP Q50883
F	-31	GLY	-	expression tag	UNP Q50883
F	-30	SER	-	expression tag	UNP Q50883
F	-29	SER	-	expression tag	UNP Q50883
F	-28	HIS	-	expression tag	UNP Q50883
F	-27	HIS	-	expression tag	UNP Q50883
F	-26	HIS	-	expression tag	UNP Q50883
F	-25	HIS	-	expression tag	UNP Q50883
F	-24	HIS	-	expression tag	UNP Q50883
F	-23	HIS	-	expression tag	UNP Q50883
F	-22	SER	-	expression tag	UNP Q50883
F	-21	SER	-	expression tag	UNP Q50883
F	-20	GLY	-	expression tag	UNP Q50883

*Continued on next page...*

*Continued from previous page...*

Chain	Residue	Modelled	Actual	Comment	Reference
F	-19	LEU	-	expression tag	UNP Q50883
F	-18	VAL	-	expression tag	UNP Q50883
F	-17	PRO	-	expression tag	UNP Q50883
F	-16	ARG	-	expression tag	UNP Q50883
F	-15	GLY	-	expression tag	UNP Q50883
F	-14	SER	-	expression tag	UNP Q50883
F	-13	HIS	-	expression tag	UNP Q50883
F	-12	MET	-	expression tag	UNP Q50883
F	-11	ALA	-	expression tag	UNP Q50883
F	-10	SER	-	expression tag	UNP Q50883
F	-9	MET	-	expression tag	UNP Q50883
F	-8	THR	-	expression tag	UNP Q50883
F	-7	GLY	-	expression tag	UNP Q50883
F	-6	GLY	-	expression tag	UNP Q50883
F	-5	GLN	-	expression tag	UNP Q50883
F	-4	GLN	-	expression tag	UNP Q50883
F	-3	MET	-	expression tag	UNP Q50883
F	-2	GLY	-	expression tag	UNP Q50883
F	-1	ARG	-	expression tag	UNP Q50883
F	0	GLY	-	expression tag	UNP Q50883
F	1	SER	-	expression tag	UNP Q50883
C	-32	MET	-	initiating methionine	UNP Q50883
C	-31	GLY	-	expression tag	UNP Q50883
C	-30	SER	-	expression tag	UNP Q50883
C	-29	SER	-	expression tag	UNP Q50883
C	-28	HIS	-	expression tag	UNP Q50883
C	-27	HIS	-	expression tag	UNP Q50883
C	-26	HIS	-	expression tag	UNP Q50883
C	-25	HIS	-	expression tag	UNP Q50883
C	-24	HIS	-	expression tag	UNP Q50883
C	-23	HIS	-	expression tag	UNP Q50883
C	-22	SER	-	expression tag	UNP Q50883
C	-21	SER	-	expression tag	UNP Q50883
C	-20	GLY	-	expression tag	UNP Q50883
C	-19	LEU	-	expression tag	UNP Q50883
C	-18	VAL	-	expression tag	UNP Q50883
C	-17	PRO	-	expression tag	UNP Q50883
C	-16	ARG	-	expression tag	UNP Q50883
C	-15	GLY	-	expression tag	UNP Q50883
C	-14	SER	-	expression tag	UNP Q50883
C	-13	HIS	-	expression tag	UNP Q50883
C	-12	MET	-	expression tag	UNP Q50883

*Continued on next page...*



*Continued from previous page...*

Chain	Residue	Modelled	Actual	Comment	Reference
C	-11	ALA	-	expression tag	UNP Q50883
C	-10	SER	-	expression tag	UNP Q50883
C	-9	MET	-	expression tag	UNP Q50883
C	-8	THR	-	expression tag	UNP Q50883
C	-7	GLY	-	expression tag	UNP Q50883
C	-6	GLY	-	expression tag	UNP Q50883
C	-5	GLN	-	expression tag	UNP Q50883
C	-4	GLN	-	expression tag	UNP Q50883
C	-3	MET	-	expression tag	UNP Q50883
C	-2	GLY	-	expression tag	UNP Q50883
C	-1	ARG	-	expression tag	UNP Q50883
C	0	GLY	-	expression tag	UNP Q50883
C	1	SER	-	expression tag	UNP Q50883
D	-32	MET	-	initiating methionine	UNP Q50883
D	-31	GLY	-	expression tag	UNP Q50883
D	-30	SER	-	expression tag	UNP Q50883
D	-29	SER	-	expression tag	UNP Q50883
D	-28	HIS	-	expression tag	UNP Q50883
D	-27	HIS	-	expression tag	UNP Q50883
D	-26	HIS	-	expression tag	UNP Q50883
D	-25	HIS	-	expression tag	UNP Q50883
D	-24	HIS	-	expression tag	UNP Q50883
D	-23	HIS	-	expression tag	UNP Q50883
D	-22	SER	-	expression tag	UNP Q50883
D	-21	SER	-	expression tag	UNP Q50883
D	-20	GLY	-	expression tag	UNP Q50883
D	-19	LEU	-	expression tag	UNP Q50883
D	-18	VAL	-	expression tag	UNP Q50883
D	-17	PRO	-	expression tag	UNP Q50883
D	-16	ARG	-	expression tag	UNP Q50883
D	-15	GLY	-	expression tag	UNP Q50883
D	-14	SER	-	expression tag	UNP Q50883
D	-13	HIS	-	expression tag	UNP Q50883
D	-12	MET	-	expression tag	UNP Q50883
D	-11	ALA	-	expression tag	UNP Q50883
D	-10	SER	-	expression tag	UNP Q50883
D	-9	MET	-	expression tag	UNP Q50883
D	-8	THR	-	expression tag	UNP Q50883
D	-7	GLY	-	expression tag	UNP Q50883
D	-6	GLY	-	expression tag	UNP Q50883
D	-5	GLN	-	expression tag	UNP Q50883
D	-4	GLN	-	expression tag	UNP Q50883

*Continued on next page...*

*Continued from previous page...*

Chain	Residue	Modelled	Actual	Comment	Reference
D	-3	MET	-	expression tag	UNP Q50883
D	-2	GLY	-	expression tag	UNP Q50883
D	-1	ARG	-	expression tag	UNP Q50883
D	0	GLY	-	expression tag	UNP Q50883
D	1	SER	-	expression tag	UNP Q50883
G	-32	MET	-	initiating methionine	UNP Q50883
G	-31	GLY	-	expression tag	UNP Q50883
G	-30	SER	-	expression tag	UNP Q50883
G	-29	SER	-	expression tag	UNP Q50883
G	-28	HIS	-	expression tag	UNP Q50883
G	-27	HIS	-	expression tag	UNP Q50883
G	-26	HIS	-	expression tag	UNP Q50883
G	-25	HIS	-	expression tag	UNP Q50883
G	-24	HIS	-	expression tag	UNP Q50883
G	-23	HIS	-	expression tag	UNP Q50883
G	-22	SER	-	expression tag	UNP Q50883
G	-21	SER	-	expression tag	UNP Q50883
G	-20	GLY	-	expression tag	UNP Q50883
G	-19	LEU	-	expression tag	UNP Q50883
G	-18	VAL	-	expression tag	UNP Q50883
G	-17	PRO	-	expression tag	UNP Q50883
G	-16	ARG	-	expression tag	UNP Q50883
G	-15	GLY	-	expression tag	UNP Q50883
G	-14	SER	-	expression tag	UNP Q50883
G	-13	HIS	-	expression tag	UNP Q50883
G	-12	MET	-	expression tag	UNP Q50883
G	-11	ALA	-	expression tag	UNP Q50883
G	-10	SER	-	expression tag	UNP Q50883
G	-9	MET	-	expression tag	UNP Q50883
G	-8	THR	-	expression tag	UNP Q50883
G	-7	GLY	-	expression tag	UNP Q50883
G	-6	GLY	-	expression tag	UNP Q50883
G	-5	GLN	-	expression tag	UNP Q50883
G	-4	GLN	-	expression tag	UNP Q50883
G	-3	MET	-	expression tag	UNP Q50883
G	-2	GLY	-	expression tag	UNP Q50883
G	-1	ARG	-	expression tag	UNP Q50883
G	0	GLY	-	expression tag	UNP Q50883
G	1	SER	-	expression tag	UNP Q50883
H	-32	MET	-	initiating methionine	UNP Q50883
H	-31	GLY	-	expression tag	UNP Q50883
H	-30	SER	-	expression tag	UNP Q50883

*Continued on next page...*

*Continued from previous page...*

Chain	Residue	Modelled	Actual	Comment	Reference
H	-29	SER	-	expression tag	UNP Q50883
H	-28	HIS	-	expression tag	UNP Q50883
H	-27	HIS	-	expression tag	UNP Q50883
H	-26	HIS	-	expression tag	UNP Q50883
H	-25	HIS	-	expression tag	UNP Q50883
H	-24	HIS	-	expression tag	UNP Q50883
H	-23	HIS	-	expression tag	UNP Q50883
H	-22	SER	-	expression tag	UNP Q50883
H	-21	SER	-	expression tag	UNP Q50883
H	-20	GLY	-	expression tag	UNP Q50883
H	-19	LEU	-	expression tag	UNP Q50883
H	-18	VAL	-	expression tag	UNP Q50883
H	-17	PRO	-	expression tag	UNP Q50883
H	-16	ARG	-	expression tag	UNP Q50883
H	-15	GLY	-	expression tag	UNP Q50883
H	-14	SER	-	expression tag	UNP Q50883
H	-13	HIS	-	expression tag	UNP Q50883
H	-12	MET	-	expression tag	UNP Q50883
H	-11	ALA	-	expression tag	UNP Q50883
H	-10	SER	-	expression tag	UNP Q50883
H	-9	MET	-	expression tag	UNP Q50883
H	-8	THR	-	expression tag	UNP Q50883
H	-7	GLY	-	expression tag	UNP Q50883
H	-6	GLY	-	expression tag	UNP Q50883
H	-5	GLN	-	expression tag	UNP Q50883
H	-4	GLN	-	expression tag	UNP Q50883
H	-3	MET	-	expression tag	UNP Q50883
H	-2	GLY	-	expression tag	UNP Q50883
H	-1	ARG	-	expression tag	UNP Q50883
H	0	GLY	-	expression tag	UNP Q50883
H	1	SER	-	expression tag	UNP Q50883
I	-32	MET	-	initiating methionine	UNP Q50883
I	-31	GLY	-	expression tag	UNP Q50883
I	-30	SER	-	expression tag	UNP Q50883
I	-29	SER	-	expression tag	UNP Q50883
I	-28	HIS	-	expression tag	UNP Q50883
I	-27	HIS	-	expression tag	UNP Q50883
I	-26	HIS	-	expression tag	UNP Q50883
I	-25	HIS	-	expression tag	UNP Q50883
I	-24	HIS	-	expression tag	UNP Q50883
I	-23	HIS	-	expression tag	UNP Q50883
I	-22	SER	-	expression tag	UNP Q50883

*Continued on next page...*

*Continued from previous page...*

Chain	Residue	Modelled	Actual	Comment	Reference
I	-21	SER	-	expression tag	UNP Q50883
I	-20	GLY	-	expression tag	UNP Q50883
I	-19	LEU	-	expression tag	UNP Q50883
I	-18	VAL	-	expression tag	UNP Q50883
I	-17	PRO	-	expression tag	UNP Q50883
I	-16	ARG	-	expression tag	UNP Q50883
I	-15	GLY	-	expression tag	UNP Q50883
I	-14	SER	-	expression tag	UNP Q50883
I	-13	HIS	-	expression tag	UNP Q50883
I	-12	MET	-	expression tag	UNP Q50883
I	-11	ALA	-	expression tag	UNP Q50883
I	-10	SER	-	expression tag	UNP Q50883
I	-9	MET	-	expression tag	UNP Q50883
I	-8	THR	-	expression tag	UNP Q50883
I	-7	GLY	-	expression tag	UNP Q50883
I	-6	GLY	-	expression tag	UNP Q50883
I	-5	GLN	-	expression tag	UNP Q50883
I	-4	GLN	-	expression tag	UNP Q50883
I	-3	MET	-	expression tag	UNP Q50883
I	-2	GLY	-	expression tag	UNP Q50883
I	-1	ARG	-	expression tag	UNP Q50883
I	0	GLY	-	expression tag	UNP Q50883
I	1	SER	-	expression tag	UNP Q50883
J	-32	MET	-	initiating methionine	UNP Q50883
J	-31	GLY	-	expression tag	UNP Q50883
J	-30	SER	-	expression tag	UNP Q50883
J	-29	SER	-	expression tag	UNP Q50883
J	-28	HIS	-	expression tag	UNP Q50883
J	-27	HIS	-	expression tag	UNP Q50883
J	-26	HIS	-	expression tag	UNP Q50883
J	-25	HIS	-	expression tag	UNP Q50883
J	-24	HIS	-	expression tag	UNP Q50883
J	-23	HIS	-	expression tag	UNP Q50883
J	-22	SER	-	expression tag	UNP Q50883
J	-21	SER	-	expression tag	UNP Q50883
J	-20	GLY	-	expression tag	UNP Q50883
J	-19	LEU	-	expression tag	UNP Q50883
J	-18	VAL	-	expression tag	UNP Q50883
J	-17	PRO	-	expression tag	UNP Q50883
J	-16	ARG	-	expression tag	UNP Q50883
J	-15	GLY	-	expression tag	UNP Q50883
J	-14	SER	-	expression tag	UNP Q50883

*Continued on next page...*

*Continued from previous page...*

Chain	Residue	Modelled	Actual	Comment	Reference
J	-13	HIS	-	expression tag	UNP Q50883
J	-12	MET	-	expression tag	UNP Q50883
J	-11	ALA	-	expression tag	UNP Q50883
J	-10	SER	-	expression tag	UNP Q50883
J	-9	MET	-	expression tag	UNP Q50883
J	-8	THR	-	expression tag	UNP Q50883
J	-7	GLY	-	expression tag	UNP Q50883
J	-6	GLY	-	expression tag	UNP Q50883
J	-5	GLN	-	expression tag	UNP Q50883
J	-4	GLN	-	expression tag	UNP Q50883
J	-3	MET	-	expression tag	UNP Q50883
J	-2	GLY	-	expression tag	UNP Q50883
J	-1	ARG	-	expression tag	UNP Q50883
J	0	GLY	-	expression tag	UNP Q50883
J	1	SER	-	expression tag	UNP Q50883
M	-32	MET	-	initiating methionine	UNP Q50883
M	-31	GLY	-	expression tag	UNP Q50883
M	-30	SER	-	expression tag	UNP Q50883
M	-29	SER	-	expression tag	UNP Q50883
M	-28	HIS	-	expression tag	UNP Q50883
M	-27	HIS	-	expression tag	UNP Q50883
M	-26	HIS	-	expression tag	UNP Q50883
M	-25	HIS	-	expression tag	UNP Q50883
M	-24	HIS	-	expression tag	UNP Q50883
M	-23	HIS	-	expression tag	UNP Q50883
M	-22	SER	-	expression tag	UNP Q50883
M	-21	SER	-	expression tag	UNP Q50883
M	-20	GLY	-	expression tag	UNP Q50883
M	-19	LEU	-	expression tag	UNP Q50883
M	-18	VAL	-	expression tag	UNP Q50883
M	-17	PRO	-	expression tag	UNP Q50883
M	-16	ARG	-	expression tag	UNP Q50883
M	-15	GLY	-	expression tag	UNP Q50883
M	-14	SER	-	expression tag	UNP Q50883
M	-13	HIS	-	expression tag	UNP Q50883
M	-12	MET	-	expression tag	UNP Q50883
M	-11	ALA	-	expression tag	UNP Q50883
M	-10	SER	-	expression tag	UNP Q50883
M	-9	MET	-	expression tag	UNP Q50883
M	-8	THR	-	expression tag	UNP Q50883
M	-7	GLY	-	expression tag	UNP Q50883
M	-6	GLY	-	expression tag	UNP Q50883

*Continued on next page...*

*Continued from previous page...*

Chain	Residue	Modelled	Actual	Comment	Reference
M	-5	GLN	-	expression tag	UNP Q50883
M	-4	GLN	-	expression tag	UNP Q50883
M	-3	MET	-	expression tag	UNP Q50883
M	-2	GLY	-	expression tag	UNP Q50883
M	-1	ARG	-	expression tag	UNP Q50883
M	0	GLY	-	expression tag	UNP Q50883
M	1	SER	-	expression tag	UNP Q50883
N	-32	MET	-	initiating methionine	UNP Q50883
N	-31	GLY	-	expression tag	UNP Q50883
N	-30	SER	-	expression tag	UNP Q50883
N	-29	SER	-	expression tag	UNP Q50883
N	-28	HIS	-	expression tag	UNP Q50883
N	-27	HIS	-	expression tag	UNP Q50883
N	-26	HIS	-	expression tag	UNP Q50883
N	-25	HIS	-	expression tag	UNP Q50883
N	-24	HIS	-	expression tag	UNP Q50883
N	-23	HIS	-	expression tag	UNP Q50883
N	-22	SER	-	expression tag	UNP Q50883
N	-21	SER	-	expression tag	UNP Q50883
N	-20	GLY	-	expression tag	UNP Q50883
N	-19	LEU	-	expression tag	UNP Q50883
N	-18	VAL	-	expression tag	UNP Q50883
N	-17	PRO	-	expression tag	UNP Q50883
N	-16	ARG	-	expression tag	UNP Q50883
N	-15	GLY	-	expression tag	UNP Q50883
N	-14	SER	-	expression tag	UNP Q50883
N	-13	HIS	-	expression tag	UNP Q50883
N	-12	MET	-	expression tag	UNP Q50883
N	-11	ALA	-	expression tag	UNP Q50883
N	-10	SER	-	expression tag	UNP Q50883
N	-9	MET	-	expression tag	UNP Q50883
N	-8	THR	-	expression tag	UNP Q50883
N	-7	GLY	-	expression tag	UNP Q50883
N	-6	GLY	-	expression tag	UNP Q50883
N	-5	GLN	-	expression tag	UNP Q50883
N	-4	GLN	-	expression tag	UNP Q50883
N	-3	MET	-	expression tag	UNP Q50883
N	-2	GLY	-	expression tag	UNP Q50883
N	-1	ARG	-	expression tag	UNP Q50883
N	0	GLY	-	expression tag	UNP Q50883
N	1	SER	-	expression tag	UNP Q50883
Q	-32	MET	-	initiating methionine	UNP Q50883

*Continued on next page...*



*Continued from previous page...*

Chain	Residue	Modelled	Actual	Comment	Reference
Q	-31	GLY	-	expression tag	UNP Q50883
Q	-30	SER	-	expression tag	UNP Q50883
Q	-29	SER	-	expression tag	UNP Q50883
Q	-28	HIS	-	expression tag	UNP Q50883
Q	-27	HIS	-	expression tag	UNP Q50883
Q	-26	HIS	-	expression tag	UNP Q50883
Q	-25	HIS	-	expression tag	UNP Q50883
Q	-24	HIS	-	expression tag	UNP Q50883
Q	-23	HIS	-	expression tag	UNP Q50883
Q	-22	SER	-	expression tag	UNP Q50883
Q	-21	SER	-	expression tag	UNP Q50883
Q	-20	GLY	-	expression tag	UNP Q50883
Q	-19	LEU	-	expression tag	UNP Q50883
Q	-18	VAL	-	expression tag	UNP Q50883
Q	-17	PRO	-	expression tag	UNP Q50883
Q	-16	ARG	-	expression tag	UNP Q50883
Q	-15	GLY	-	expression tag	UNP Q50883
Q	-14	SER	-	expression tag	UNP Q50883
Q	-13	HIS	-	expression tag	UNP Q50883
Q	-12	MET	-	expression tag	UNP Q50883
Q	-11	ALA	-	expression tag	UNP Q50883
Q	-10	SER	-	expression tag	UNP Q50883
Q	-9	MET	-	expression tag	UNP Q50883
Q	-8	THR	-	expression tag	UNP Q50883
Q	-7	GLY	-	expression tag	UNP Q50883
Q	-6	GLY	-	expression tag	UNP Q50883
Q	-5	GLN	-	expression tag	UNP Q50883
Q	-4	GLN	-	expression tag	UNP Q50883
Q	-3	MET	-	expression tag	UNP Q50883
Q	-2	GLY	-	expression tag	UNP Q50883
Q	-1	ARG	-	expression tag	UNP Q50883
Q	0	GLY	-	expression tag	UNP Q50883
Q	1	SER	-	expression tag	UNP Q50883
R	-32	MET	-	initiating methionine	UNP Q50883
R	-31	GLY	-	expression tag	UNP Q50883
R	-30	SER	-	expression tag	UNP Q50883
R	-29	SER	-	expression tag	UNP Q50883
R	-28	HIS	-	expression tag	UNP Q50883
R	-27	HIS	-	expression tag	UNP Q50883
R	-26	HIS	-	expression tag	UNP Q50883
R	-25	HIS	-	expression tag	UNP Q50883
R	-24	HIS	-	expression tag	UNP Q50883

*Continued on next page...*

*Continued from previous page...*

Chain	Residue	Modelled	Actual	Comment	Reference
R	-23	HIS	-	expression tag	UNP Q50883
R	-22	SER	-	expression tag	UNP Q50883
R	-21	SER	-	expression tag	UNP Q50883
R	-20	GLY	-	expression tag	UNP Q50883
R	-19	LEU	-	expression tag	UNP Q50883
R	-18	VAL	-	expression tag	UNP Q50883
R	-17	PRO	-	expression tag	UNP Q50883
R	-16	ARG	-	expression tag	UNP Q50883
R	-15	GLY	-	expression tag	UNP Q50883
R	-14	SER	-	expression tag	UNP Q50883
R	-13	HIS	-	expression tag	UNP Q50883
R	-12	MET	-	expression tag	UNP Q50883
R	-11	ALA	-	expression tag	UNP Q50883
R	-10	SER	-	expression tag	UNP Q50883
R	-9	MET	-	expression tag	UNP Q50883
R	-8	THR	-	expression tag	UNP Q50883
R	-7	GLY	-	expression tag	UNP Q50883
R	-6	GLY	-	expression tag	UNP Q50883
R	-5	GLN	-	expression tag	UNP Q50883
R	-4	GLN	-	expression tag	UNP Q50883
R	-3	MET	-	expression tag	UNP Q50883
R	-2	GLY	-	expression tag	UNP Q50883
R	-1	ARG	-	expression tag	UNP Q50883
R	0	GLY	-	expression tag	UNP Q50883
R	1	SER	-	expression tag	UNP Q50883
K	-32	MET	-	initiating methionine	UNP Q50883
K	-31	GLY	-	expression tag	UNP Q50883
K	-30	SER	-	expression tag	UNP Q50883
K	-29	SER	-	expression tag	UNP Q50883
K	-28	HIS	-	expression tag	UNP Q50883
K	-27	HIS	-	expression tag	UNP Q50883
K	-26	HIS	-	expression tag	UNP Q50883
K	-25	HIS	-	expression tag	UNP Q50883
K	-24	HIS	-	expression tag	UNP Q50883
K	-23	HIS	-	expression tag	UNP Q50883
K	-22	SER	-	expression tag	UNP Q50883
K	-21	SER	-	expression tag	UNP Q50883
K	-20	GLY	-	expression tag	UNP Q50883
K	-19	LEU	-	expression tag	UNP Q50883
K	-18	VAL	-	expression tag	UNP Q50883
K	-17	PRO	-	expression tag	UNP Q50883
K	-16	ARG	-	expression tag	UNP Q50883

*Continued on next page...*



*Continued from previous page...*

Chain	Residue	Modelled	Actual	Comment	Reference
K	-15	GLY	-	expression tag	UNP Q50883
K	-14	SER	-	expression tag	UNP Q50883
K	-13	HIS	-	expression tag	UNP Q50883
K	-12	MET	-	expression tag	UNP Q50883
K	-11	ALA	-	expression tag	UNP Q50883
K	-10	SER	-	expression tag	UNP Q50883
K	-9	MET	-	expression tag	UNP Q50883
K	-8	THR	-	expression tag	UNP Q50883
K	-7	GLY	-	expression tag	UNP Q50883
K	-6	GLY	-	expression tag	UNP Q50883
K	-5	GLN	-	expression tag	UNP Q50883
K	-4	GLN	-	expression tag	UNP Q50883
K	-3	MET	-	expression tag	UNP Q50883
K	-2	GLY	-	expression tag	UNP Q50883
K	-1	ARG	-	expression tag	UNP Q50883
K	0	GLY	-	expression tag	UNP Q50883
K	1	SER	-	expression tag	UNP Q50883
L	-32	MET	-	initiating methionine	UNP Q50883
L	-31	GLY	-	expression tag	UNP Q50883
L	-30	SER	-	expression tag	UNP Q50883
L	-29	SER	-	expression tag	UNP Q50883
L	-28	HIS	-	expression tag	UNP Q50883
L	-27	HIS	-	expression tag	UNP Q50883
L	-26	HIS	-	expression tag	UNP Q50883
L	-25	HIS	-	expression tag	UNP Q50883
L	-24	HIS	-	expression tag	UNP Q50883
L	-23	HIS	-	expression tag	UNP Q50883
L	-22	SER	-	expression tag	UNP Q50883
L	-21	SER	-	expression tag	UNP Q50883
L	-20	GLY	-	expression tag	UNP Q50883
L	-19	LEU	-	expression tag	UNP Q50883
L	-18	VAL	-	expression tag	UNP Q50883
L	-17	PRO	-	expression tag	UNP Q50883
L	-16	ARG	-	expression tag	UNP Q50883
L	-15	GLY	-	expression tag	UNP Q50883
L	-14	SER	-	expression tag	UNP Q50883
L	-13	HIS	-	expression tag	UNP Q50883
L	-12	MET	-	expression tag	UNP Q50883
L	-11	ALA	-	expression tag	UNP Q50883
L	-10	SER	-	expression tag	UNP Q50883
L	-9	MET	-	expression tag	UNP Q50883
L	-8	THR	-	expression tag	UNP Q50883

*Continued on next page...*

*Continued from previous page...*

Chain	Residue	Modelled	Actual	Comment	Reference
L	-7	GLY	-	expression tag	UNP Q50883
L	-6	GLY	-	expression tag	UNP Q50883
L	-5	GLN	-	expression tag	UNP Q50883
L	-4	GLN	-	expression tag	UNP Q50883
L	-3	MET	-	expression tag	UNP Q50883
L	-2	GLY	-	expression tag	UNP Q50883
L	-1	ARG	-	expression tag	UNP Q50883
L	0	GLY	-	expression tag	UNP Q50883
L	1	SER	-	expression tag	UNP Q50883
O	-32	MET	-	initiating methionine	UNP Q50883
O	-31	GLY	-	expression tag	UNP Q50883
O	-30	SER	-	expression tag	UNP Q50883
O	-29	SER	-	expression tag	UNP Q50883
O	-28	HIS	-	expression tag	UNP Q50883
O	-27	HIS	-	expression tag	UNP Q50883
O	-26	HIS	-	expression tag	UNP Q50883
O	-25	HIS	-	expression tag	UNP Q50883
O	-24	HIS	-	expression tag	UNP Q50883
O	-23	HIS	-	expression tag	UNP Q50883
O	-22	SER	-	expression tag	UNP Q50883
O	-21	SER	-	expression tag	UNP Q50883
O	-20	GLY	-	expression tag	UNP Q50883
O	-19	LEU	-	expression tag	UNP Q50883
O	-18	VAL	-	expression tag	UNP Q50883
O	-17	PRO	-	expression tag	UNP Q50883
O	-16	ARG	-	expression tag	UNP Q50883
O	-15	GLY	-	expression tag	UNP Q50883
O	-14	SER	-	expression tag	UNP Q50883
O	-13	HIS	-	expression tag	UNP Q50883
O	-12	MET	-	expression tag	UNP Q50883
O	-11	ALA	-	expression tag	UNP Q50883
O	-10	SER	-	expression tag	UNP Q50883
O	-9	MET	-	expression tag	UNP Q50883
O	-8	THR	-	expression tag	UNP Q50883
O	-7	GLY	-	expression tag	UNP Q50883
O	-6	GLY	-	expression tag	UNP Q50883
O	-5	GLN	-	expression tag	UNP Q50883
O	-4	GLN	-	expression tag	UNP Q50883
O	-3	MET	-	expression tag	UNP Q50883
O	-2	GLY	-	expression tag	UNP Q50883
O	-1	ARG	-	expression tag	UNP Q50883
O	0	GLY	-	expression tag	UNP Q50883

*Continued on next page...*

*Continued from previous page...*

Chain	Residue	Modelled	Actual	Comment	Reference
O	1	SER	-	expression tag	UNP Q50883
P	-32	MET	-	initiating methionine	UNP Q50883
P	-31	GLY	-	expression tag	UNP Q50883
P	-30	SER	-	expression tag	UNP Q50883
P	-29	SER	-	expression tag	UNP Q50883
P	-28	HIS	-	expression tag	UNP Q50883
P	-27	HIS	-	expression tag	UNP Q50883
P	-26	HIS	-	expression tag	UNP Q50883
P	-25	HIS	-	expression tag	UNP Q50883
P	-24	HIS	-	expression tag	UNP Q50883
P	-23	HIS	-	expression tag	UNP Q50883
P	-22	SER	-	expression tag	UNP Q50883
P	-21	SER	-	expression tag	UNP Q50883
P	-20	GLY	-	expression tag	UNP Q50883
P	-19	LEU	-	expression tag	UNP Q50883
P	-18	VAL	-	expression tag	UNP Q50883
P	-17	PRO	-	expression tag	UNP Q50883
P	-16	ARG	-	expression tag	UNP Q50883
P	-15	GLY	-	expression tag	UNP Q50883
P	-14	SER	-	expression tag	UNP Q50883
P	-13	HIS	-	expression tag	UNP Q50883
P	-12	MET	-	expression tag	UNP Q50883
P	-11	ALA	-	expression tag	UNP Q50883
P	-10	SER	-	expression tag	UNP Q50883
P	-9	MET	-	expression tag	UNP Q50883
P	-8	THR	-	expression tag	UNP Q50883
P	-7	GLY	-	expression tag	UNP Q50883
P	-6	GLY	-	expression tag	UNP Q50883
P	-5	GLN	-	expression tag	UNP Q50883
P	-4	GLN	-	expression tag	UNP Q50883
P	-3	MET	-	expression tag	UNP Q50883
P	-2	GLY	-	expression tag	UNP Q50883
P	-1	ARG	-	expression tag	UNP Q50883
P	0	GLY	-	expression tag	UNP Q50883
P	1	SER	-	expression tag	UNP Q50883
S	-32	MET	-	initiating methionine	UNP Q50883
S	-31	GLY	-	expression tag	UNP Q50883
S	-30	SER	-	expression tag	UNP Q50883
S	-29	SER	-	expression tag	UNP Q50883
S	-28	HIS	-	expression tag	UNP Q50883
S	-27	HIS	-	expression tag	UNP Q50883
S	-26	HIS	-	expression tag	UNP Q50883

*Continued on next page...*

*Continued from previous page...*

Chain	Residue	Modelled	Actual	Comment	Reference
S	-25	HIS	-	expression tag	UNP Q50883
S	-24	HIS	-	expression tag	UNP Q50883
S	-23	HIS	-	expression tag	UNP Q50883
S	-22	SER	-	expression tag	UNP Q50883
S	-21	SER	-	expression tag	UNP Q50883
S	-20	GLY	-	expression tag	UNP Q50883
S	-19	LEU	-	expression tag	UNP Q50883
S	-18	VAL	-	expression tag	UNP Q50883
S	-17	PRO	-	expression tag	UNP Q50883
S	-16	ARG	-	expression tag	UNP Q50883
S	-15	GLY	-	expression tag	UNP Q50883
S	-14	SER	-	expression tag	UNP Q50883
S	-13	HIS	-	expression tag	UNP Q50883
S	-12	MET	-	expression tag	UNP Q50883
S	-11	ALA	-	expression tag	UNP Q50883
S	-10	SER	-	expression tag	UNP Q50883
S	-9	MET	-	expression tag	UNP Q50883
S	-8	THR	-	expression tag	UNP Q50883
S	-7	GLY	-	expression tag	UNP Q50883
S	-6	GLY	-	expression tag	UNP Q50883
S	-5	GLN	-	expression tag	UNP Q50883
S	-4	GLN	-	expression tag	UNP Q50883
S	-3	MET	-	expression tag	UNP Q50883
S	-2	GLY	-	expression tag	UNP Q50883
S	-1	ARG	-	expression tag	UNP Q50883
S	0	GLY	-	expression tag	UNP Q50883
S	1	SER	-	expression tag	UNP Q50883
T	-32	MET	-	initiating methionine	UNP Q50883
T	-31	GLY	-	expression tag	UNP Q50883
T	-30	SER	-	expression tag	UNP Q50883
T	-29	SER	-	expression tag	UNP Q50883
T	-28	HIS	-	expression tag	UNP Q50883
T	-27	HIS	-	expression tag	UNP Q50883
T	-26	HIS	-	expression tag	UNP Q50883
T	-25	HIS	-	expression tag	UNP Q50883
T	-24	HIS	-	expression tag	UNP Q50883
T	-23	HIS	-	expression tag	UNP Q50883
T	-22	SER	-	expression tag	UNP Q50883
T	-21	SER	-	expression tag	UNP Q50883
T	-20	GLY	-	expression tag	UNP Q50883
T	-19	LEU	-	expression tag	UNP Q50883
T	-18	VAL	-	expression tag	UNP Q50883

*Continued on next page...*

*Continued from previous page...*

Chain	Residue	Modelled	Actual	Comment	Reference
T	-17	PRO	-	expression tag	UNP Q50883
T	-16	ARG	-	expression tag	UNP Q50883
T	-15	GLY	-	expression tag	UNP Q50883
T	-14	SER	-	expression tag	UNP Q50883
T	-13	HIS	-	expression tag	UNP Q50883
T	-12	MET	-	expression tag	UNP Q50883
T	-11	ALA	-	expression tag	UNP Q50883
T	-10	SER	-	expression tag	UNP Q50883
T	-9	MET	-	expression tag	UNP Q50883
T	-8	THR	-	expression tag	UNP Q50883
T	-7	GLY	-	expression tag	UNP Q50883
T	-6	GLY	-	expression tag	UNP Q50883
T	-5	GLN	-	expression tag	UNP Q50883
T	-4	GLN	-	expression tag	UNP Q50883
T	-3	MET	-	expression tag	UNP Q50883
T	-2	GLY	-	expression tag	UNP Q50883
T	-1	ARG	-	expression tag	UNP Q50883
T	0	GLY	-	expression tag	UNP Q50883
T	1	SER	-	expression tag	UNP Q50883

- Molecule 2 is water.

Mol	Chain	Residues	Atoms	ZeroOcc	AltConf
2	A	32	Total O 32 32	0	0
2	B	27	Total O 27 27	0	0
2	E	12	Total O 12 12	0	0
2	F	23	Total O 23 23	0	0
2	C	13	Total O 13 13	0	0
2	D	7	Total O 7 7	0	0
2	G	9	Total O 9 9	0	0
2	H	12	Total O 12 12	0	0
2	I	18	Total O 18 18	0	0
2	J	12	Total O 12 12	0	0

*Continued on next page...*


*Continued from previous page...*

Mol	Chain	Residues	Atoms		ZeroOcc	AltConf
2	M	9	Total 9	O 9	0	0
2	N	13	Total 13	O 13	0	0
2	Q	19	Total 19	O 19	0	0
2	R	18	Total 18	O 18	0	0
2	K	7	Total 7	O 7	0	0
2	L	13	Total 13	O 13	0	0
2	O	6	Total 6	O 6	0	0
2	P	17	Total 17	O 17	0	0
2	S	12	Total 12	O 12	0	0
2	T	14	Total 14	O 14	0	0


i

- Molecule 1: MglB

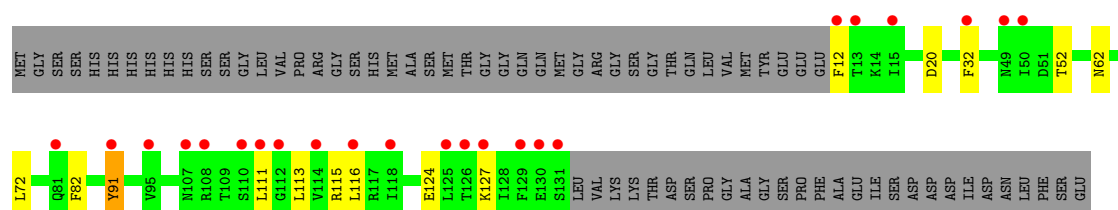





• Molecule 1: MglB



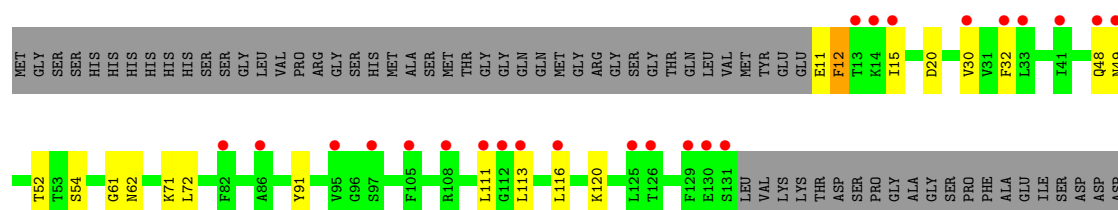
• Molecule 1: MglB



• Molecule 1: MglB

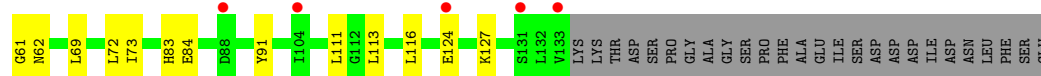
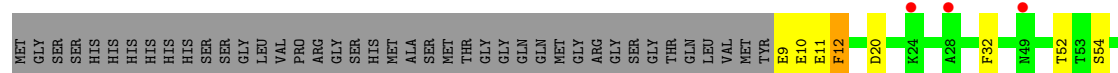


• Molecule 1: MglB

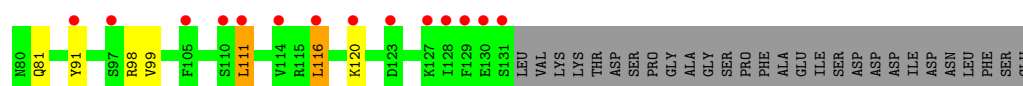
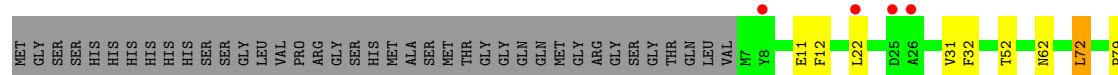




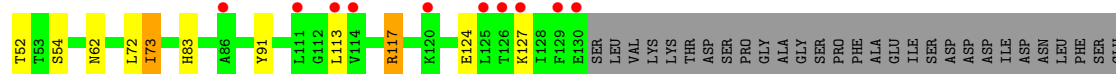
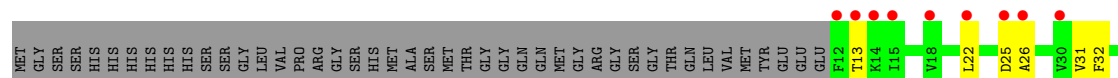
Chain Q: 



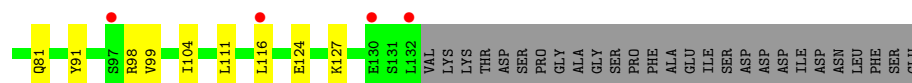
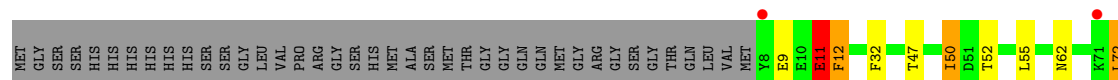
### • Molecule 1: MglB



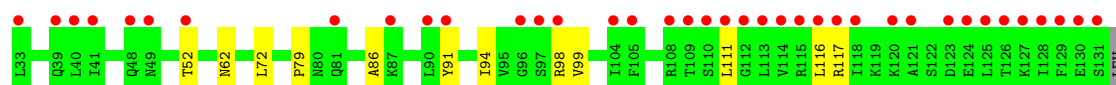
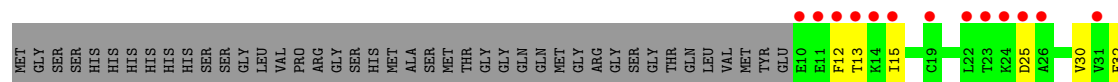
### • Molecule 1: MglB



### • Molecule 1: MglB



### • Molecule 1: MglB



VAL  
LYS  
SER  
THR  
ASP  
SER  
PRO  
GLY  
ALA  
GLY  
SER  
PRO  
PHE  
ALA  
GLU  
ILE  
SER  
ASP  
ASP  
ASP  
ILE  
ASN  
ASP  
LEU  
PHE  
SER  
GLU

● Molecule 1: MglB



MET  
GLY  
SER  
SER  
HIS  
HIS  
HIS  
HIS  
HIS  
HIS  
HIS  
SER  
SER  
SER  
GLY  
LEU  
VAL  
PRO  
ARG  
GLY  
SER  
HIS  
MET  
MET  
SER  
SER  
MET  
THR  
GLY  
GLY  
GLN  
GLN  
MET  
GLY  
ARG  
GLY  
SER  
GLY  
THR  
GLN  
L5  
V6  
M7  
Y8  
E11  
F32  
T52  
G61  
N62  
L72  
I73  
G74  
P79  
Y91  
I94

Y95  
G96  
S97  
L111  
L116  
T136  
D137  
PRO  
GLY  
ALA  
GLY  
SER  
SER  
PHE  
ALA  
GLU  
HIS  
ILE  
ASP  
ASN  
LEU  
PHE  
SER  
GLU

● Molecule 1: MglB



MET  
GLY  
SER  
SER  
HIS  
HIS  
HIS  
HIS  
HIS  
HIS  
SER  
SER  
SER  
GLY  
LEU  
VAL  
PRO  
ARG  
GLY  
SER  
HIS  
MET  
MET  
SER  
SER  
MET  
THR  
GLY  
GLY  
GLN  
MET  
GLY  
ARG  
GLY  
SER  
GLY  
THR  
GLN  
L5  
V6  
M7  
Y8  
E9  
E10  
E11  
F12  
L22  
T23  
K24  
D25  
A26  
N27  
A28  
V31  
F32  
T52  
N62

M66  
L69  
L72  
Q81  
Y91  
F105  
D106  
T109  
S110  
L111  
V114  
R115  
L116  
R117  
I118  
K119  
K127  
E130  
S131  
VAL  
LYS  
THR  
ASP  
SER  
PRO  
GLY  
ALA  
GLY  
SER  
PRO  
PHE  
ALA  
GLU  
ILE  
SER  
ASP  
ASP  
ASP  
ILE  
ASP  
ASN  
LEU  
PHE  
SER  
GLU

● Molecule 1: MglB



MET  
GLY  
SER  
SER  
HIS  
HIS  
HIS  
HIS  
HIS  
HIS  
SER  
SER  
SER  
GLY  
LEU  
VAL  
PRO  
ARG  
GLY  
SER  
HIS  
MET  
MET  
SER  
SER  
MET  
THR  
GLY  
GLY  
GLN  
GLN  
MET  
GLY  
ARG  
GLY  
SER  
GLY  
THR  
GLN  
LEU  
V6  
M7  
Y8  
E9  
E10  
E11  
F12  
D20  
K24  
A28  
F32  
M49  
I50  
B51  
T52  
S54

G61  
N62  
L72  
P79  
F82  
G85  
A86  
K87  
Y91  
I94  
R98  
V99  
T104  
R108  
L111  
L116  
K120  
E130  
S131  
LEU  
VAL  
LYS  
THR  
ASP  
SER  
PRO  
GLY  
ALA  
GLY  
SER  
PHE  
PHE  
ALA  
GLU  
ILE  
SER  
ASP  
ASP  
ASP  
ILE  
ASP  
ASN  
LEU  
PHE  
SER

GLU

## 4 Data and refinement statistics

Property	Value	Source
Space group	P 21 21 21	Depositor
Cell constants a, b, c, $\alpha$ , $\beta$ , $\gamma$	119.78Å 139.60Å 179.42Å 90.00° 90.00° 90.00°	Depositor
Resolution (Å)	45.41 – 2.39 46.91 – 2.39	Depositor EDS
% Data completeness (in resolution range)	72.6 (45.41-2.39) 73.0 (46.91-2.39)	Depositor EDS
$R_{merge}$	0.09	Depositor
$R_{sym}$	(Not available)	Depositor
$\langle I/\sigma(I) \rangle$ <sup>1</sup>	1.30 (at 2.39Å)	Xtriage
Refinement program	BUSTER 2.10.2	Depositor
R, $R_{free}$	0.249 , 0.267 0.268 , 0.291	Depositor DCC
$R_{free}$ test set	4276 reflections (4.93%)	wwPDB-VP
Wilson B-factor (Å <sup>2</sup> )	52.5	Xtriage
Anisotropy	0.058	Xtriage
Bulk solvent $k_{sol}$ (e/Å <sup>3</sup> ), $B_{sol}$ (Å <sup>2</sup> )	0.29 , 40.1	EDS
L-test for twinning <sup>2</sup>	$\langle  L  \rangle = 0.48$ , $\langle L^2 \rangle = 0.31$	Xtriage
Estimated twinning fraction	No twinning to report.	Xtriage
$F_o, F_c$ correlation	0.91	EDS
Total number of atoms	19326	wwPDB-VP
Average B, all atoms (Å <sup>2</sup> )	70.0	wwPDB-VP

Xtriage's analysis on translational NCS is as follows: *The largest off-origin peak in the Patterson function is 10.60% of the height of the origin peak. No significant pseudotranslation is detected.*

<sup>1</sup>Intensities estimated from amplitudes.

<sup>2</sup>Theoretical values of  $\langle |L| \rangle$ ,  $\langle L^2 \rangle$  for acentric reflections are 0.5, 0.333 respectively for untwinned datasets, and 0.375, 0.2 for perfectly twinned datasets.

## 5 Model quality

### 5.1 Standard geometry

The Z score for a bond length (or angle) is the number of standard deviations the observed value is removed from the expected value. A bond length (or angle) with  $|Z| > 5$  is considered an outlier worth inspection. RMSZ is the root-mean-square of all Z scores of the bond lengths (or angles).

Mol	Chain	Bond lengths		Bond angles	
		RMSZ	# Z  >5	RMSZ	# Z  >5
1	A	0.41	0/985	0.64	1/1328 (0.1%)
1	B	0.40	0/970	0.62	0/1308
1	C	0.38	0/970	0.60	0/1307
1	D	0.39	0/915	0.62	0/1233
1	E	0.41	0/941	0.65	0/1268
1	F	0.41	0/978	0.62	0/1318
1	G	0.38	0/970	0.66	1/1307 (0.1%)
1	H	0.38	0/924	0.61	0/1245
1	I	0.41	0/978	0.62	0/1318
1	J	0.39	0/957	0.62	0/1289
1	K	0.41	0/909	0.64	1/1225 (0.1%)
1	L	0.40	0/963	0.65	1/1298 (0.1%)
1	M	0.41	0/978	0.62	0/1318
1	N	0.40	0/941	0.62	0/1268
1	O	0.38	0/933	0.63	1/1257 (0.1%)
1	P	0.40	0/1026	0.61	0/1382
1	Q	0.42	0/957	0.63	0/1290
1	R	0.41	0/963	0.62	1/1297 (0.1%)
1	S	0.43	0/978	0.69	2/1318 (0.2%)
1	T	0.40	0/970	0.69	3/1307 (0.2%)
All	All	0.40	0/19206	0.63	11/25881 (0.0%)

Chiral center outliers are detected by calculating the chiral volume of a chiral center and verifying if the center is modelled as a planar moiety or with the opposite hand. A planarity outlier is detected by checking planarity of atoms in a peptide group, atoms in a mainchain group or atoms of a sidechain that are expected to be planar.

Mol	Chain	#Chirality outliers	#Planarity outliers
1	S	0	1

There are no bond length outliers.

The worst 5 of 11 bond angle outliers are listed below:

Mol	Chain	Res	Type	Atoms	Z	Observed(°)	Ideal(°)
1	T	85	GLY	N-CA-C	9.18	136.05	113.10
1	S	10	GLU	C-N-CA	7.21	139.72	121.70
1	S	105	PHE	CA-CB-CG	-6.81	97.55	113.90
1	O	86	ALA	N-CA-C	-6.47	93.53	111.00
1	L	11	GLU	C-N-CA	6.15	137.08	121.70

There are no chirality outliers.

All (1) planarity outliers are listed below:

Mol	Chain	Res	Type	Group
1	S	27	ASN	Mainchain

## 5.2 Too-close contacts [i](#)

In the following table, the Non-H and H(model) columns list the number of non-hydrogen atoms and hydrogen atoms in the chain respectively. The H(added) column lists the number of hydrogen atoms added and optimized by MolProbity. The Clashes column lists the number of clashes within the asymmetric unit, whereas Symm-Clashes lists symmetry-related clashes.

Mol	Chain	Non-H	H(model)	H(added)	Clashes	Symm-Clashes
1	A	976	0	1004	6	0
1	B	961	0	986	6	0
1	C	961	0	984	3	0
1	D	907	0	939	3	0
1	E	933	0	962	4	0
1	F	969	0	995	7	0
1	G	961	0	984	5	0
1	H	916	0	945	5	0
1	I	969	0	995	5	0
1	J	948	0	970	5	0
1	K	901	0	934	14	0
1	L	954	0	977	10	0
1	M	969	0	995	9	0
1	N	933	0	962	10	0
1	O	925	0	951	7	0
1	P	1017	0	1052	4	0
1	Q	949	0	977	12	0
1	R	954	0	975	11	0
1	S	969	0	995	21	0
1	T	961	0	984	7	0
2	A	32	0	0	0	0
2	B	27	0	0	0	0

*Continued on next page...*

*Continued from previous page...*

Mol	Chain	Non-H	H(model)	H(added)	Clashes	Symm-Clashes
2	C	13	0	0	0	0
2	D	7	0	0	0	0
2	E	12	0	0	0	0
2	F	23	0	0	1	0
2	G	9	0	0	0	0
2	H	12	0	0	0	0
2	I	18	0	0	0	0
2	J	12	0	0	0	0
2	K	7	0	0	0	0
2	L	13	0	0	0	0
2	M	9	0	0	0	0
2	N	13	0	0	0	0
2	O	6	0	0	0	0
2	P	17	0	0	0	0
2	Q	19	0	0	0	0
2	R	18	0	0	0	0
2	S	12	0	0	0	0
2	T	14	0	0	0	0
All	All	19326	0	19566	127	0

The all-atom clashscore is defined as the number of clashes found per 1000 atoms (including hydrogen atoms). The all-atom clashscore for this structure is 3.

The worst 5 of 127 close contacts within the same asymmetric unit are listed below, sorted by their clash magnitude.

Atom-1	Atom-2	Interatomic distance (Å)	Clash overlap (Å)
1:S:10:GLU:HA	1:S:12:PHE:H	1.14	1.10
1:S:10:GLU:HA	1:S:12:PHE:N	1.89	0.87
1:O:12:PHE:O	1:O:15:ILE:HG12	1.75	0.85
1:H:12:PHE:O	1:H:15:ILE:HG12	1.75	0.85
1:F:9:GLU:HA	1:F:10:GLU:HB2	1.60	0.82

There are no symmetry-related clashes.

## 5.3 Torsion angles [i](#)

### 5.3.1 Protein backbone [i](#)

In the following table, the Percentiles column shows the percent Ramachandran outliers of the chain as a percentile score with respect to all X-ray entries followed by that with respect to entries of similar resolution.

The Analysed column shows the number of residues for which the backbone conformation was analysed, and the total number of residues.

Mol	Chain	Analysed	Favoured	Allowed	Outliers	Percentiles	
1	A	126/192 (66%)	123 (98%)	3 (2%)	0	100	100
1	B	124/192 (65%)	119 (96%)	4 (3%)	1 (1%)	19	29
1	C	124/192 (65%)	122 (98%)	2 (2%)	0	100	100
1	D	118/192 (62%)	117 (99%)	1 (1%)	0	100	100
1	E	121/192 (63%)	120 (99%)	1 (1%)	0	100	100
1	F	125/192 (65%)	121 (97%)	3 (2%)	1 (1%)	19	29
1	G	124/192 (65%)	121 (98%)	2 (2%)	1 (1%)	19	29
1	H	119/192 (62%)	118 (99%)	1 (1%)	0	100	100
1	I	125/192 (65%)	122 (98%)	3 (2%)	0	100	100
1	J	122/192 (64%)	116 (95%)	4 (3%)	2 (2%)	9	13
1	K	117/192 (61%)	114 (97%)	2 (2%)	1 (1%)	17	25
1	L	123/192 (64%)	120 (98%)	2 (2%)	1 (1%)	19	29
1	M	125/192 (65%)	123 (98%)	2 (2%)	0	100	100
1	N	121/192 (63%)	117 (97%)	4 (3%)	0	100	100
1	O	120/192 (62%)	117 (98%)	3 (2%)	0	100	100
1	P	131/192 (68%)	125 (95%)	4 (3%)	2 (2%)	10	14
1	Q	123/192 (64%)	120 (98%)	2 (2%)	1 (1%)	19	29
1	R	123/192 (64%)	120 (98%)	2 (2%)	1 (1%)	19	29
1	S	125/192 (65%)	121 (97%)	2 (2%)	2 (2%)	9	13
1	T	124/192 (65%)	119 (96%)	4 (3%)	1 (1%)	19	29
All	All	2460/3840 (64%)	2395 (97%)	51 (2%)	14 (1%)	25	36

5 of 14 Ramachandran outliers are listed below:

Mol	Chain	Res	Type
1	G	84	GLU
1	J	9	GLU
1	R	12	PHE
1	K	13	THR
1	S	9	GLU



### 5.3.2 Protein sidechains ⓘ

In the following table, the Percentiles column shows the percent sidechain outliers of the chain as a percentile score with respect to all X-ray entries followed by that with respect to entries of similar resolution.

The Analysed column shows the number of residues for which the sidechain conformation was analysed, and the total number of residues.

Mol	Chain	Analysed	Rotameric	Outliers	Percentiles	
1	A	108/159 (68%)	100 (93%)	8 (7%)	13	22
1	B	106/159 (67%)	96 (91%)	10 (9%)	8	13
1	C	106/159 (67%)	99 (93%)	7 (7%)	16	26
1	D	100/159 (63%)	91 (91%)	9 (9%)	9	14
1	E	103/159 (65%)	94 (91%)	9 (9%)	10	15
1	F	107/159 (67%)	100 (94%)	7 (6%)	17	27
1	G	106/159 (67%)	97 (92%)	9 (8%)	10	16
1	H	101/159 (64%)	88 (87%)	13 (13%)	4	5
1	I	107/159 (67%)	98 (92%)	9 (8%)	11	16
1	J	104/159 (65%)	93 (89%)	11 (11%)	6	9
1	K	99/159 (62%)	95 (96%)	4 (4%)	31	49
1	L	105/159 (66%)	96 (91%)	9 (9%)	10	16
1	M	107/159 (67%)	100 (94%)	7 (6%)	17	27
1	N	103/159 (65%)	94 (91%)	9 (9%)	10	15
1	O	102/159 (64%)	95 (93%)	7 (7%)	15	25
1	P	113/159 (71%)	107 (95%)	6 (5%)	22	37
1	Q	105/159 (66%)	98 (93%)	7 (7%)	16	26
1	R	105/159 (66%)	99 (94%)	6 (6%)	20	33
1	S	107/159 (67%)	97 (91%)	10 (9%)	9	13
1	T	106/159 (67%)	100 (94%)	6 (6%)	20	33
All	All	2100/3180 (66%)	1937 (92%)	163 (8%)	12	19

5 of 163 residues with a non-rotameric sidechain are listed below:

Mol	Chain	Res	Type
1	R	62	ASN
1	P	72	LEU
1	R	116	LEU

*Continued on next page...*

*Continued from previous page...*

Mol	Chain	Res	Type
1	L	72	LEU
1	S	62	ASN

Sometimes sidechains can be flipped to improve hydrogen bonding and reduce clashes. 5 of 27 such sidechains are listed below:

Mol	Chain	Res	Type
1	Q	16	ASN
1	R	83	HIS
1	P	83	HIS
1	R	81	GLN
1	K	83	HIS

### 5.3.3 RNA [i](#)

There are no RNA molecules in this entry.

### 5.4 Non-standard residues in protein, DNA, RNA chains [i](#)

There are no non-standard protein/DNA/RNA residues in this entry.

### 5.5 Carbohydrates [i](#)

There are no monosaccharides in this entry.

### 5.6 Ligand geometry [i](#)

There are no ligands in this entry.

### 5.7 Other polymers [i](#)

There are no such residues in this entry.

### 5.8 Polymer linkage issues [i](#)

There are no chain breaks in this entry.

## 6 Fit of model and data ⓘ

### 6.1 Protein, DNA and RNA chains ⓘ

In the following table, the column labelled ‘#RSRZ> 2’ contains the number (and percentage) of RSRZ outliers, followed by percent RSRZ outliers for the chain as percentile scores relative to all X-ray entries and entries of similar resolution. The OWAB column contains the minimum, median, 95<sup>th</sup> percentile and maximum values of the occupancy-weighted average B-factor per residue. The column labelled ‘Q< 0.9’ lists the number of (and percentage) of residues with an average occupancy less than 0.9.

Mol	Chain	Analysed	<RSRZ>	#RSRZ>2	OWAB(Å <sup>2</sup> )	Q<0.9
1	A	128/192 (66%)	0.51	5 (3%) 39 38	30, 50, 80, 116	0
1	B	126/192 (65%)	0.59	6 (4%) 30 29	32, 48, 90, 130	0
1	C	126/192 (65%)	0.53	10 (7%) 12 11	31, 55, 98, 133	0
1	D	120/192 (62%)	1.30	23 (19%) 1 0	32, 68, 112, 148	0
1	E	123/192 (64%)	0.69	9 (7%) 15 13	38, 60, 98, 128	0
1	F	127/192 (66%)	0.70	10 (7%) 12 11	34, 63, 102, 123	0
1	G	126/192 (65%)	0.83	15 (11%) 4 4	38, 72, 110, 139	0
1	H	121/192 (63%)	1.25	24 (19%) 1 0	40, 82, 118, 148	0
1	I	127/192 (66%)	0.63	12 (9%) 8 7	38, 62, 99, 130	0
1	J	124/192 (64%)	0.77	10 (8%) 12 11	43, 68, 104, 142	0
1	K	119/192 (61%)	1.25	19 (15%) 1 1	44, 78, 126, 153	0
1	L	125/192 (65%)	0.54	6 (4%) 30 29	38, 58, 92, 130	0
1	M	127/192 (66%)	0.66	14 (11%) 5 5	39, 64, 103, 124	0
1	N	123/192 (64%)	0.78	17 (13%) 2 2	42, 76, 112, 137	0
1	O	122/192 (63%)	2.01	51 (41%) 0 0	48, 98, 145, 175	0
1	P	133/192 (69%)	0.71	10 (7%) 14 13	39, 58, 94, 106	0
1	Q	125/192 (65%)	0.66	8 (6%) 19 18	35, 63, 102, 145	0
1	R	125/192 (65%)	0.95	18 (14%) 2 2	34, 58, 95, 138	0
1	S	127/192 (66%)	0.97	19 (14%) 2 1	37, 69, 100, 123	0
1	T	126/192 (65%)	0.76	16 (12%) 3 3	37, 64, 96, 120	0
All	All	2500/3840 (65%)	0.85	302 (12%) 4 3	30, 65, 113, 175	0

The worst 5 of 302 RSRZ outliers are listed below:

Mol	Chain	Res	Type	RSRZ
1	F	7	MET	11.7
1	O	129	PHE	9.2
1	J	8	TYR	9.0
1	D	129	PHE	8.8
1	M	7	MET	8.4

## 6.2 Non-standard residues in protein, DNA, RNA chains [i](#)

There are no non-standard protein/DNA/RNA residues in this entry.

## 6.3 Carbohydrates [i](#)

There are no monosaccharides in this entry.

## 6.4 Ligands [i](#)

There are no ligands in this entry.

## 6.5 Other polymers [i](#)

There are no such residues in this entry.