Full wwPDB X-ray Structure Validation Report (i)

Mar 31, 2025 – 09:15 PM JST

PDB ID	:	5B1A / pdb_00005b1a
Title	:	Bovine heart cytochrome c oxidase in the fully oxidized state at 1.5 angstrom resolution
Authors	:	Yano, N.; Muramoto, K.; Shimada, A.; Takemura, S.; Baba, J.; Fujisawa, H.; Mochizuki, M.; Shinzawa-Itoh, K.; Yamashita, E.; Tsukihara, T.; Yoshikawa, S.
Deposited on	:	2015-12-01
Resolution	:	1.50 Å(reported)

This is a Full wwPDB X-ray Structure Validation Report for a publicly released PDB entry.

We welcome your comments at *validation@mail.wwpdb.org*
A user guide is available at
https://www.wwpdb.org/validation/2017/XrayValidationReportHelp
with specific help available everywhere you see the (i) symbol.

The types of validation reports are described at
http://www.wwpdb.org/validation/2017/FAQs#types.

The following versions of software and data (see references (1)) were used in the production of this report:

MolProbity	:	4.02b-467
Mogul	:	1.8.5 (274361), CSD as541be (2020)
Xtriage (Phenix)	:	2.0rc1
EDS	:	FAILED
buster-report	:	1.1.7 (2018)
Percentile statistics	:	20231227.v01 (using entries in the PDB archive December 27th 2023)
Ideal geometry (proteins)	:	Engh & Huber (2001)
Ideal geometry (DNA, RNA)	:	Parkinson et al. (1996)
Validation Pipeline (wwPDB-VP)	:	2.42

1 Overall quality at a glance (i)

The following experimental techniques were used to determine the structure:
X-RAY DIFFRACTION

The reported resolution of this entry is 1.50 Å.

Percentile scores (ranging between 0-100) for global validation metrics of the entry are shown in the following graphic. The table shows the number of entries on which the scores are based.

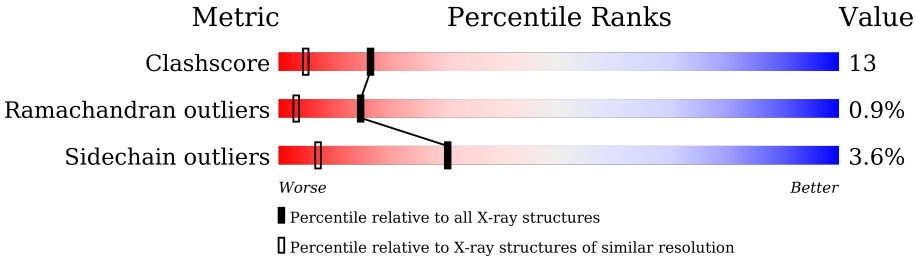

Metric	Whole archive (#Entries)	Similar resolution (#Entries, resolution range(Å))
Clashscore	180529	4048 (1.50-1.50)
Ramachandran outliers	177936	3970 (1.50-1.50)
Sidechain outliers	177891	3967 (1.50-1.50)

The table below summarises the geometric issues observed across the polymeric chains and their fit to the electron density. The red, orange, yellow and green segments of the lower bar indicate the fraction of residues that contain outliers for >=3, 2, 1 and 0 types of geometric quality criteria respectively. A grey segment represents the fraction of residues that are not modelled. The numeric value for each fraction is indicated below the corresponding segment, with a dot representing fractions <=5%

Note EDS failed to run properly.

Mol	Chain	Length	Quality of chain
1	A	514	73% 22% •
1	N	514	72% 24% •
2	B	227	65% 29% • •
2	O	227	69% 26% • •
3	C	261	72% 25% • •
3	P	261	71% 22% 6% •
4	D	147	67% 27% • • •
4	Q	147	71% 22% 5% • •

Continued on next page...

Continued from previous page...

Mol	Chain	Length	Quality of chain
5	E	109	66% 27%
5	R	109	72% 21%
6	F	98	67% 24% 5%
6	S	98	69% 16% 10%
7	G	85	60% 25% 11%
7	T	85	56% 26% 12% 5%
8	H	85	65% 19% 8% 7%
8	U	85	60% 27% 7%
9	I	73	62% 34%
9	V	73	70% 26%
10	J	59	66% 29%
10	W	59	75% 22%
11	K	56	71% 11% 12%
11	X	56	71% 14% 12%
12	L	47	66% 19% 13%
12	Y	47	66% 26%
13	M	46	61% 22% 11% 7%
13	Z	46	67% 22% 7%

The following table lists non-polymeric compounds, carbohydrate monomers and non-standard residues in protein, DNA, RNA chains that are outliers for geometric or electron-density-fit criteria:

Mol	Type	Chain	Res	Chirality	Geometry	Clashes	Electron density
2	FME	B	1	-	X	X	-
20	TGL	D	201	-	-	X	-
20	TGL	Y	101	-	X	X	-
25	CDL	C	303	-	-	X	-
25	CDL	G	102	-	-	X	-
25	CDL	P	304	-	-	X	-
25	CDL	T	103	-	-	X	-

Continued on next page...

Continued from previous page...

Mol	Type	Chain	Res	Chirality	Geometry	Clashes	Electron density
9	SAC	V	1	-	X	-	-

2 Entry composition (i)

There are 29 unique types of molecules in this entry. The entry contains 35054 atoms, of which 0 are hydrogens and 0 are deuteriums.

In the tables below, the ZeroOcc column contains the number of atoms modelled with zero occupancy, the AltConf column contains the number of residues with at least one atom in alternate conformation and the Trace column contains the number of residues modelled with at most 2 atoms.

- Molecule 1 is a protein called Cytochrome c oxidase subunit 1.

Mol	Chain	Residues	Atoms					ZeroOcc	AltConf	Trace
			Total	C	N	O	S			
1	A	514	4168	2778	645	704	41	0	18	0
1	N	514	4154	2771	643	699	41	0	16	0

- Molecule 2 is a protein called Cytochrome c oxidase subunit 2.

Mol	Chain	Residues	Atoms					ZeroOcc	AltConf	Trace
			Total	C	N	O	S			
2	B	227	1899	1234	292	353	20	0	9	0
2	O	227	1870	1215	288	347	20	0	5	0

- Molecule 3 is a protein called Cytochrome c oxidase subunit 3.

Mol	Chain	Residues	Atoms					ZeroOcc	AltConf	Trace
			Total	C	N	O	S			
3	C	259	2185	1457	349	363	16	0	9	0
3	P	259	2185	1457	349	363	16	0	9	0

- Molecule 4 is a protein called Cytochrome c oxidase subunit 4 isoform 1, mitochondrial.

Mol	Chain	Residues	Atoms					ZeroOcc	AltConf	Trace
			Total	C	N	O	S			
4	D	144	1242	809	206	223	4	0	5	0
4	Q	144	1224	797	202	221	4	0	3	0

- Molecule 5 is a protein called Cytochrome c oxidase subunit 5A, mitochondrial.

Mol	Chain	Residues	Atoms					ZeroOcc	AltConf	Trace
			Total	C	N	O	S			
5	E	105	852	544	144	162	2	0	0	0
5	R	105	863	550	148	163	2	0	1	0

- Molecule 6 is a protein called Cytochrome c oxidase subunit 5B, mitochondrial.

Mol	Chain	Residues	Atoms					ZeroOcc	AltConf	Trace
			Total	C	N	O	S			
6	F	98	778	481	139	152	6	0	4	0
6	S	98	763	473	136	148	6	0	2	0

- Molecule 7 is a protein called Cytochrome c oxidase subunit 6A2, mitochondrial.

Mol	Chain	Residues	Atoms						ZeroOcc	AltConf	Trace
			Total	C	N	O	P	S			
7	G	84	686	440	130	114	1	1	0	1	0
7	T	84	686	440	130	114	1	1	0	1	0

- Molecule 8 is a protein called Cytochrome c oxidase subunit 6B1.

Mol	Chain	Residues	Atoms					ZeroOcc	AltConf	Trace
			Total	C	N	O	S			
8	H	79	662	417	121	119	5	0	0	0
8	U	79	662	417	121	119	5	0	0	0

- Molecule 9 is a protein called Cytochrome c oxidase subunit 6C.

Mol	Chain	Residues	Atoms					ZeroOcc	AltConf	Trace
			Total	C	N	O	S			
9	I	73	601	390	107	100	4	0	0	0
9	V	73	601	390	107	100	4	0	0	0

- Molecule 10 is a protein called Cytochrome c oxidase subunit 7A1, mitochondrial.

Mol	Chain	Residues	Atoms					ZeroOcc	AltConf	Trace
			Total	C	N	O	S			
10	J	58	460	297	78	82	3	0	0	0

Continued on next page...

Continued from previous page...

Mol	Chain	Residues	Atoms					ZeroOcc	AltConf	Trace
			Total	C	N	O	S			
10	W	58	469	302	79	85	3	0	1	0

- Molecule 11 is a protein called Cytochrome c oxidase subunit 7B, mitochondrial.

Mol	Chain	Residues	Atoms					ZeroOcc	AltConf	Trace
			Total	C	N	O	S			
11	K	49	384	250	65	67	2	0	0	0
			Total	C	N	O	S			
11	X	49	391	255	66	68	2	0	1	0

- Molecule 12 is a protein called Cytochrome c oxidase subunit 7C, mitochondrial.

Mol	Chain	Residues	Atoms					ZeroOcc	AltConf	Trace
			Total	C	N	O	S			
12	L	46	380	254	64	60	2	0	0	0
			Total	C	N	O	S			
12	Y	46	388	259	65	61	3	0	1	0

- Molecule 13 is a protein called Cytochrome c oxidase subunit 8B, mitochondrial.

Mol	Chain	Residues	Atoms				ZeroOcc	AltConf	Trace
			Total	C	N	O			
13	M	43	335	223	53	59	0	0	0
			Total	C	N	O			
13	Z	43	335	223	53	59	0	0	0

- Molecule 14 is HEME-A (CCD ID: HEA) (formula: $C_{49}H_{56}FeN_4O_6$).

HEA

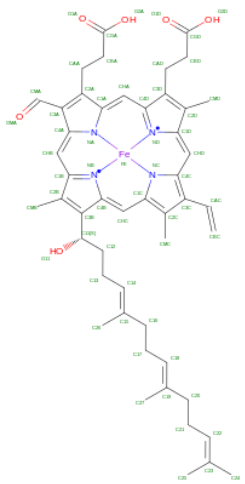

Mol	Chain	Residues	Atoms					ZeroOcc	AltConf
			Total	C	Fe	N	O		
14	A	1	60	49	1	4	6	0	0
			Total	C	Fe	N	O		
14	A	1	60	49	1	4	6	0	0
			Total	C	Fe	N	O		
14	N	1	60	49	1	4	6	0	0
			Total	C	Fe	N	O		
14	N	1	60	49	1	4	6	0	0

- Molecule 15 is COPPER (II) ION (CCD ID: CU) (formula: Cu).

Mol	Chain	Residues	Atoms		ZeroOcc	AltConf
			Total	Cu		
15	A	1	1	1	0	0
			Total	Cu		
15	N	1	1	1	0	0

- Molecule 16 is MAGNESIUM ION (CCD ID: MG) (formula: Mg).

Mol	Chain	Residues	Atoms		ZeroOcc	AltConf
			Total	Mg		
16	A	1	1	1	0	0
			Total	Mg		
16	N	1	1	1	0	0

- Molecule 17 is SODIUM ION (CCD ID: NA) (formula: Na).

Mol	Chain	Residues	Atoms		ZeroOcc	AltConf
			Total	Na		
17	A	1	1	1	0	0
			Total	Na		
17	N	1	1	1	0	0

- Molecule 18 is PEROXIDE ION (CCD ID: PER) (formula: O_2).

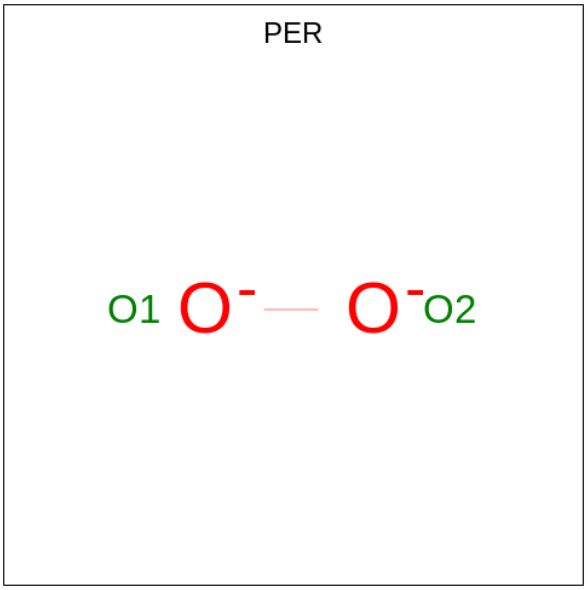

Mol	Chain	Residues	Atoms		ZeroOcc	AltConf
			Total	O		
18	A	1	2	2	0	0
			Total	O		
18	N	1	2	2	0	0

- Molecule 19 is (1R)-2-{[{[(2S)-2,3-DIHYDROXYPROPYL]OXY}(HYDROXY)PHOSPHORYL]OXY}-1-[(PALMITOYLOXY)METHYL]ETHYL (11E)-OCTADEC-11-ENOATE (CCD ID: PGV) (formula: $C_{40}H_{77}O_{10}P$).

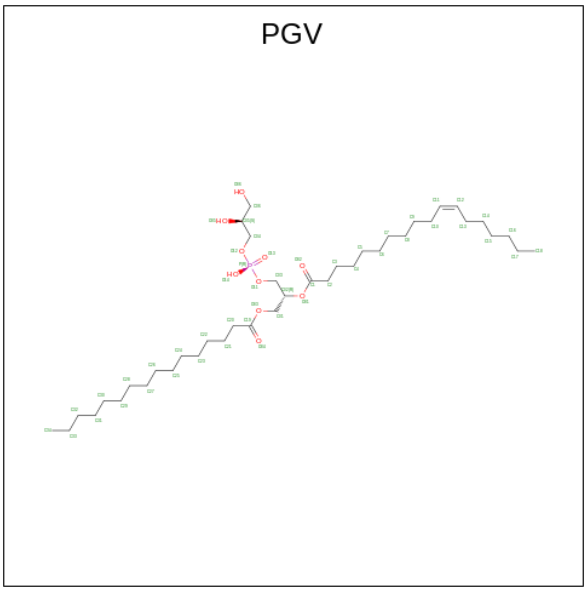

Mol	Chain	Residues	Atoms				ZeroOcc	AltConf
			Total	C	O	P		
19	A	1	51	40	10	1	0	0
			Total	C	O	P		
19	A	1	51	40	10	1	0	0
			Total	C	O	P		
19	C	1	51	40	10	1	0	0
			Total	C	O	P		
19	C	1	51	40	10	1	0	0
			Total	C	O	P		
19	N	1	51	40	10	1	0	0
			Total	C	O	P		
19	P	1	51	40	10	1	0	0
			Total	C	O	P		
19	P	1	51	40	10	1	0	0
			Total	C	O	P		
19	Q	1	51	40	10	1	0	0

- Molecule 20 is TRISTEAROYLGLYCEROL (CCD ID: TGL) (formula: $C_{57}H_{110}O_6$).

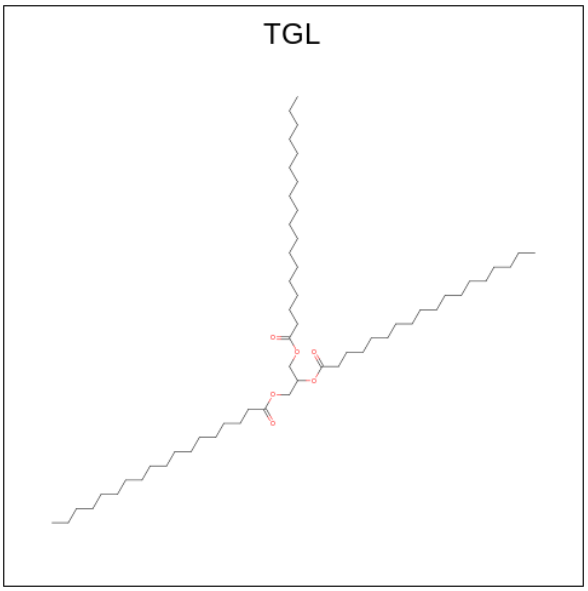

Mol	Chain	Residues	Atoms			ZeroOcc	AltConf
			Total	C	O		
20	B	1	63	57	6	0	0
20	D	1	63	57	6	0	0
20	L	1	63	57	6	0	0
20	N	1	63	57	6	0	0
20	Q	1	63	57	6	0	0
20	Y	1	63	57	6	0	0

- Molecule 21 is DINUCLEAR COPPER ION (CCD ID: CUA) (formula: Cu_2).



Mol	Chain	Residues	Atoms	ZeroOcc	AltConf
21	B	1	Total Cu 2 2	0	0
21	O	1	Total Cu 2 2	0	0

- Molecule 22 is CHOLIC ACID (CCD ID: CHD) (formula: $C_{24}H_{40}O_5$).

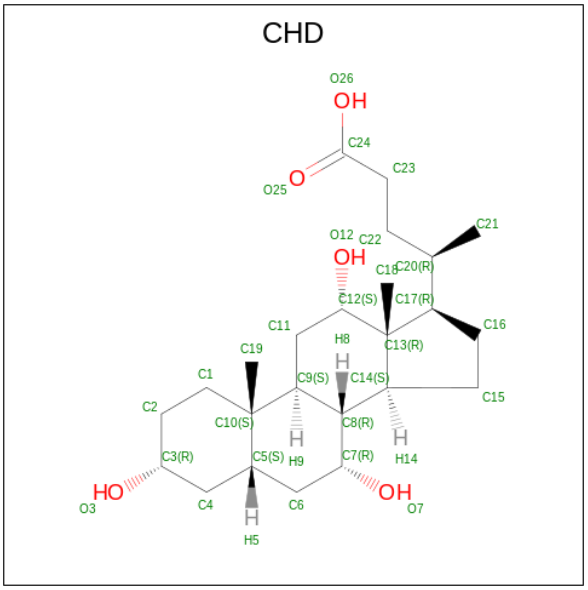

Mol	Chain	Residues	Atoms	ZeroOcc	AltConf
22	B	1	Total C O 29 24 5	0	0
22	C	1	Total C O 29 24 5	0	0

Continued on next page...

Continued from previous page...

Mol	Chain	Residues	Atoms				ZeroOcc	AltConf
			Total	C	O			
22	C	1	29	24	5		0	0
			Total	C	O			
22	J	1	29	24	5		0	0
			Total	C	O			
22	O	1	29	24	5		0	0
			Total	C	O			
22	P	1	29	24	5		0	0
			Total	C	O			
22	P	1	29	24	5		0	0
			Total	C	O			
22	W	1	29	24	5		0	0

- Molecule 23 is (7R,17E,20E)-4-HYDROXY-N,N,N-TRIMETHYL-9-OXO-7-[(PALMITOYLOXY)METHYL]-3,5,8-TRIOXA-4-PHOSPHAHEXACOSA-17,20-DIEN-1-AMINIUM 4-OXIDE (CCD ID: PSC) (formula: $C_{42}H_{81}NO_8P$).

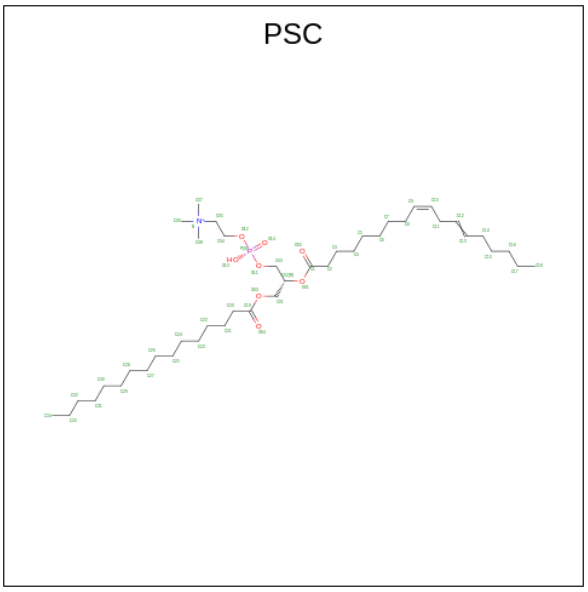

Mol	Chain	Residues	Atoms					ZeroOcc	AltConf
			Total	C	N	O	P		
23	B	1	52	42	1	8	1	0	0
			Total	C	N	O	P		
23	O	1	52	42	1	8	1	0	0

- Molecule 24 is UNKNOWN ATOM OR ION (CCD ID: UNX) (formula: X).

Mol	Chain	Residues	Atoms		ZeroOcc	AltConf
			Total	X		
24	C	1	1	1	0	0
			Total	X		
24	P	1	1	1	0	0

- Molecule 25 is CARDIOLIPIN (CCD ID: CDL) (formula: $C_{81}H_{156}O_{17}P_2$).

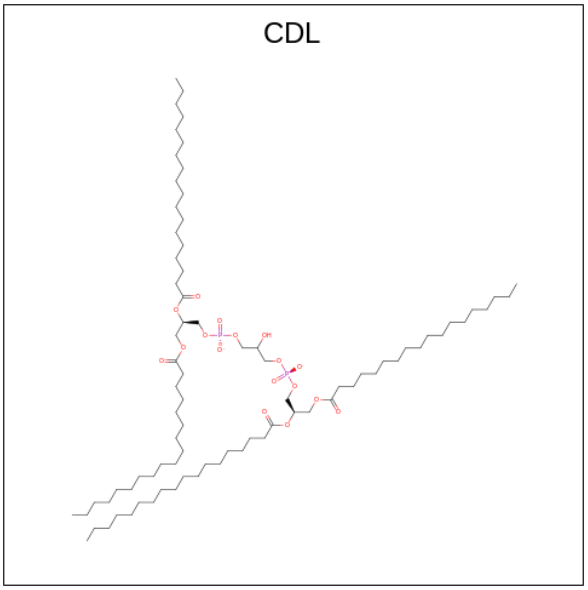

Mol	Chain	Residues	Atoms				ZeroOcc	AltConf
			Total	C	O	P		
25	C	1	100	81	17	2	0	0
			Total	C	O	P		
25	G	1	100	81	17	2	0	0
			Total	C	O	P		
25	P	1	100	81	17	2	0	0
			Total	C	O	P		
25	T	1	100	81	17	2	0	0

- Molecule 26 is (1S)-2-{[(2-AMINOETHOXY)(HYDROXY)PHOSPHORYL]OXY}-1-[(STEAROYLOXY)METHYL]ETHYL (5E,8E,11E,14E)-ICOSA-5,8,11,14-TETRAENOATE (CCD ID: PEK) (formula: $C_{43}H_{78}NO_8P$).

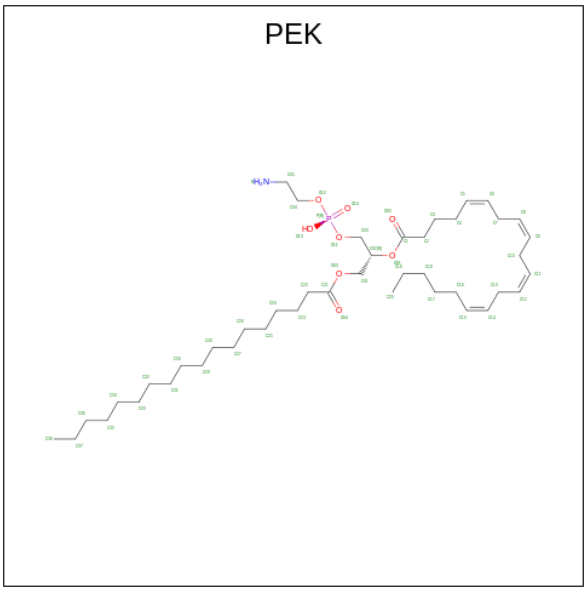

Mol	Chain	Residues	Atoms					ZeroOcc	AltConf
			Total	C	N	O	P		
26	C	1	53	43	1	8	1	0	0
26	G	1	53	43	1	8	1	0	0
26	G	1	53	43	1	8	1	0	0
26	P	1	53	43	1	8	1	0	0
26	T	1	53	43	1	8	1	0	0
26	T	1	53	43	1	8	1	0	0

- Molecule 27 is ZINC ION (CCD ID: ZN) (formula: Zn).

Mol	Chain	Residues	Atoms		ZeroOcc	AltConf
			Total	Zn		
27	F	1	1	1	0	0
27	S	1	1	1	0	0

- Molecule 28 is DECYL-BETA-D-MALTOPYRANOSIDE (CCD ID: DMU) (formula: $C_{22}H_{42}O_{11}$).

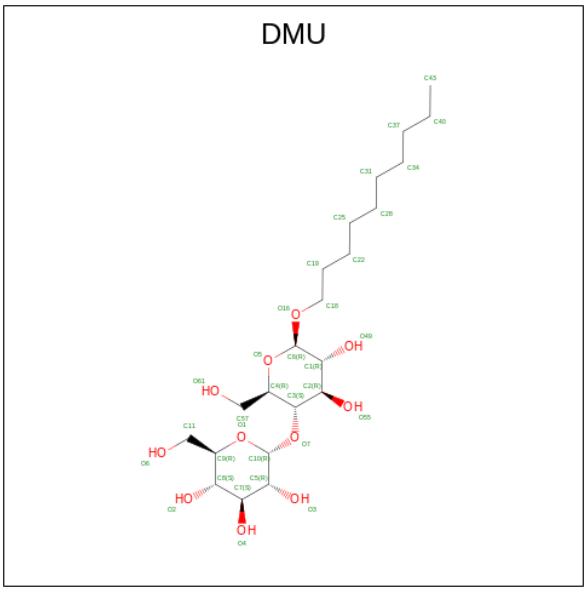

Mol	Chain	Residues	Atoms			ZeroOcc	AltConf
28	J	1	Total	C	O	0	0
			33	22	11		
28	M	1	Total	C	O	0	0
			33	22	11		
28	P	1	Total	C	O	0	0
			33	22	11		
28	Z	1	Total	C	O	0	0
			33	22	11		

- Molecule 29 is water.

Mol	Chain	Residues	Atoms		ZeroOcc	AltConf
29	A	297	Total	O	0	0
			297	297		
29	B	273	Total	O	0	1
			274	274		
29	C	176	Total	O	0	0
			176	176		
29	D	266	Total	O	0	0
			266	266		
29	E	178	Total	O	0	0
			178	178		
29	F	199	Total	O	0	0
			199	199		
29	G	100	Total	O	0	0
			100	100		
29	H	122	Total	O	0	0
			122	122		

Continued on next page...

Continued from previous page...

Mol	Chain	Residues	Atoms	ZeroOcc	AltConf
29	I	88	Total O 88 88	0	0
29	J	63	Total O 63 63	0	0
29	K	69	Total O 69 69	0	0
29	L	48	Total O 48 48	0	0
29	M	47	Total O 47 47	0	0
29	N	290	Total O 290 290	0	0
29	O	242	Total O 243 243	0	1
29	P	173	Total O 173 173	0	0
29	Q	164	Total O 164 164	0	0
29	R	151	Total O 151 151	0	0
29	S	186	Total O 186 186	0	0
29	T	94	Total O 94 94	0	0
29	U	110	Total O 110 110	0	0
29	V	71	Total O 71 71	0	0
29	W	58	Total O 58 58	0	0
29	X	57	Total O 57 57	0	0
29	Y	40	Total O 40 40	0	0
29	Z	37	Total O 37 37	0	0

3 Residue-property plots (i)

These plots are drawn for all protein, RNA, DNA and oligosaccharide chains in the entry. The first graphic for a chain summarises the proportions of the various outlier classes displayed in the second graphic. The second graphic shows the sequence view annotated by issues in geometry. Residues are color-coded according to the number of geometric quality criteria for which they contain at least one outlier: green = 0, yellow = 1, orange = 2 and red = 3 or more. Stretches of 2 or more consecutive residues without any outlier are shown as a green connector. Residues present in the sample, but not in the model, are shown in grey.

Note EDS failed to run properly.

• Molecule 1: Cytochrome c oxidase subunit 1

Chain A: 73% 22% •

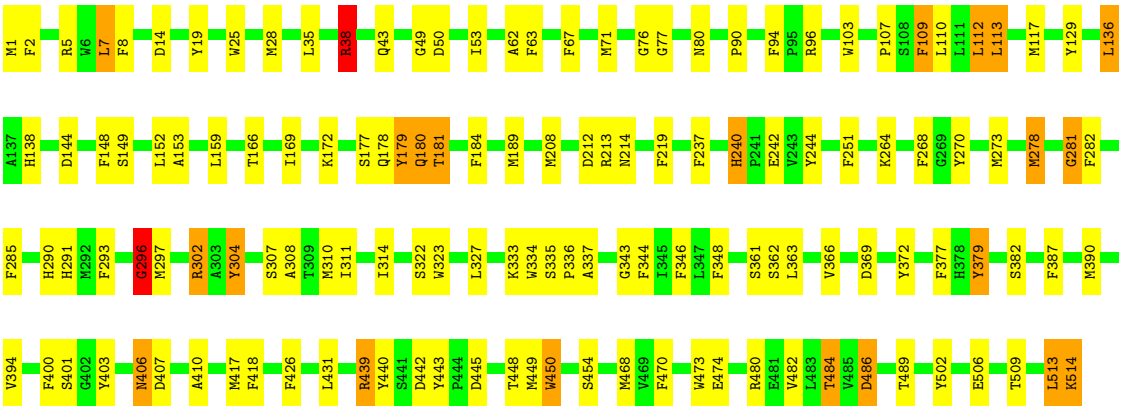

• Molecule 1: Cytochrome c oxidase subunit 1

Chain N: 72% 24% •

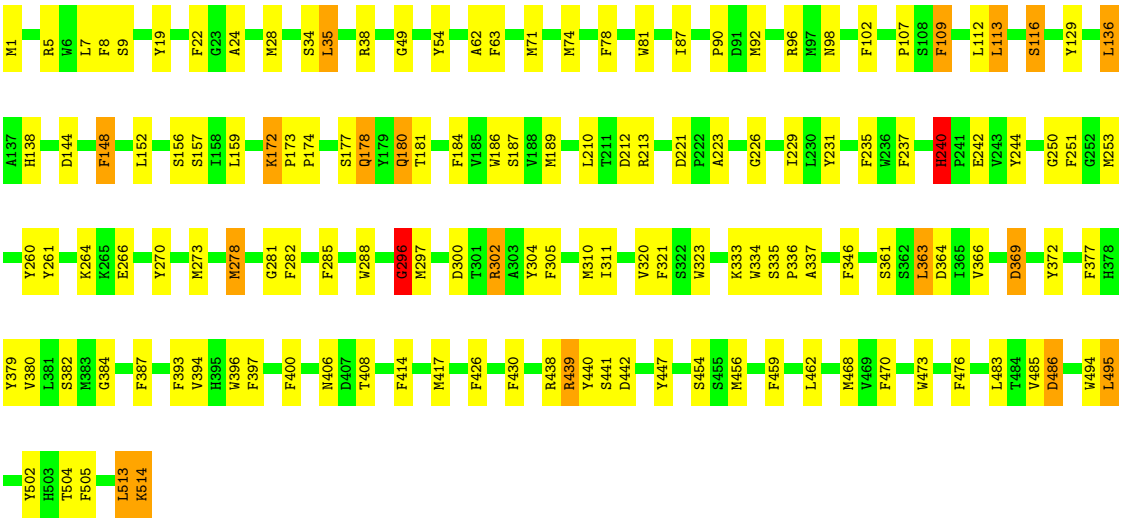

• Molecule 2: Cytochrome c oxidase subunit 2

Chain B: 65% 29%

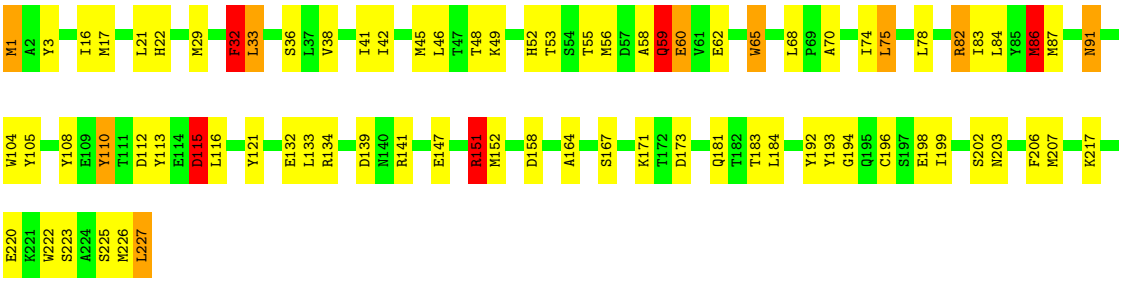

- Molecule 2: Cytochrome c oxidase subunit 2

Chain O: 69% 26%

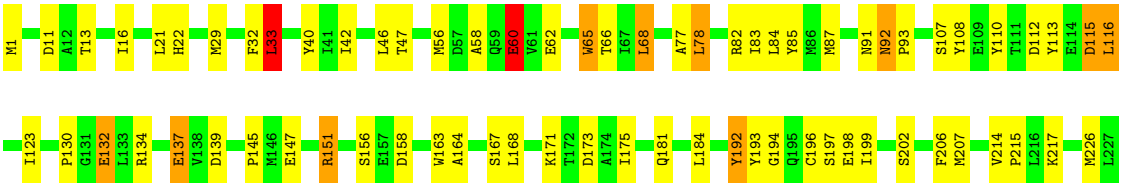

- Molecule 3: Cytochrome c oxidase subunit 3

Chain C: 72% 25%

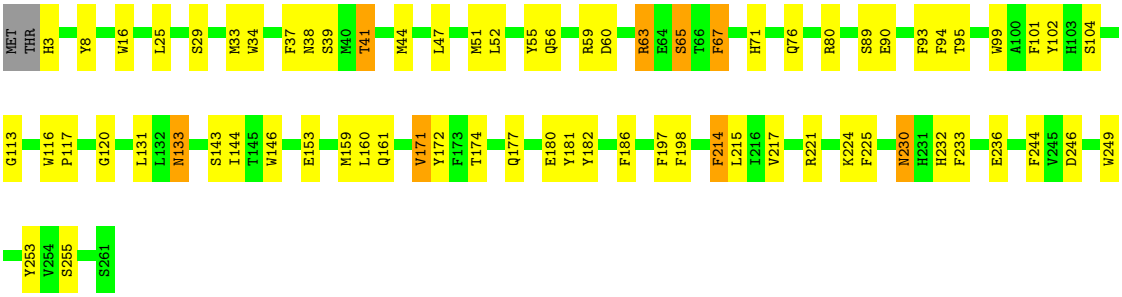

- Molecule 3: Cytochrome c oxidase subunit 3

Chain P: 71% 22% 6%

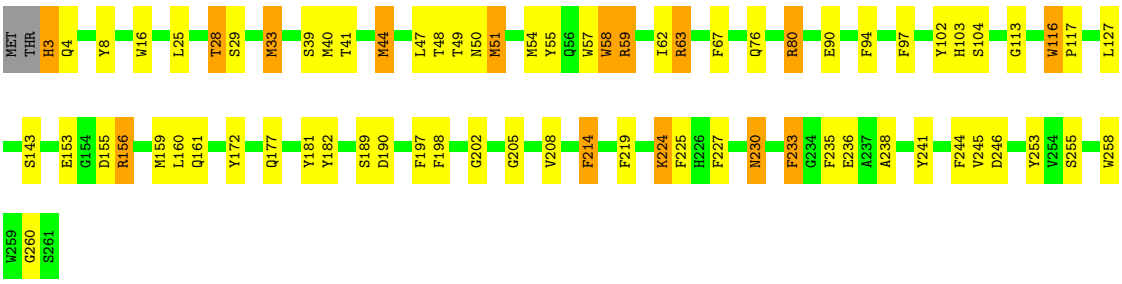

- Molecule 4: Cytochrome c oxidase subunit 4 isoform 1, mitochondrial

Chain D:

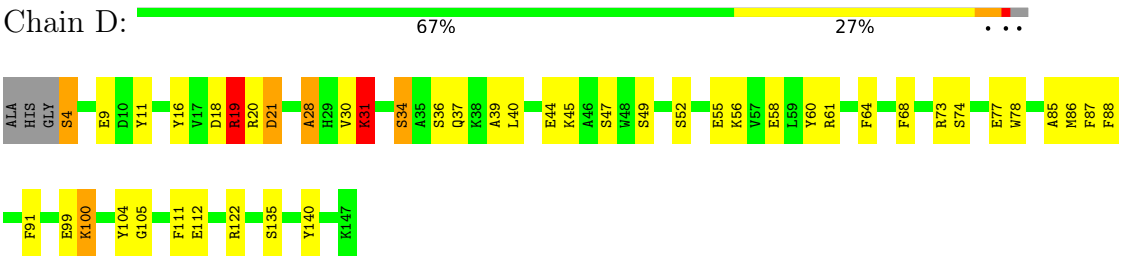

• Molecule 4: Cytochrome c oxidase subunit 4 isoform 1, mitochondrial

Chain Q:

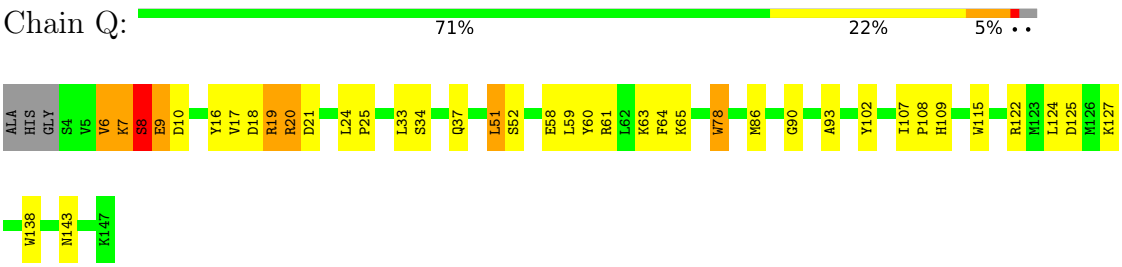

• Molecule 5: Cytochrome c oxidase subunit 5A, mitochondrial

Chain E:

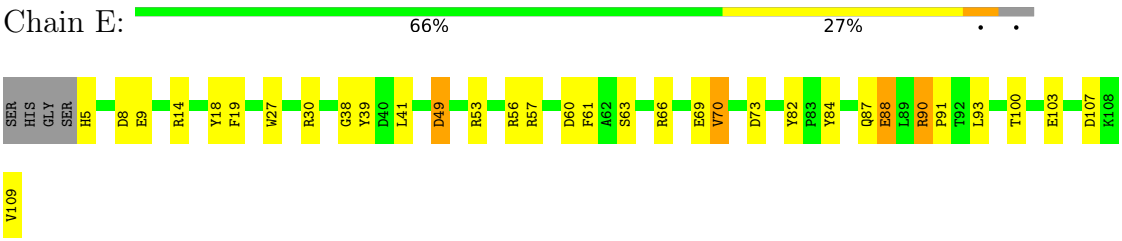

• Molecule 5: Cytochrome c oxidase subunit 5A, mitochondrial

Chain R:

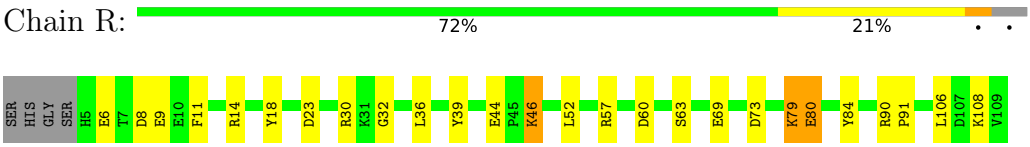

• Molecule 6: Cytochrome c oxidase subunit 5B, mitochondrial

Chain F:

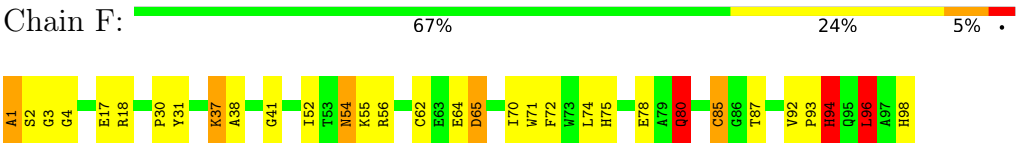

• Molecule 6: Cytochrome c oxidase subunit 5B, mitochondrial

Chain S:

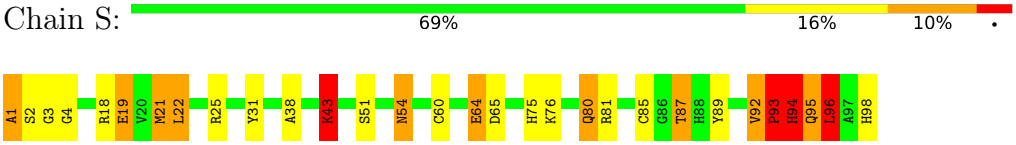

• Molecule 7: Cytochrome c oxidase subunit 6A2, mitochondrial

Chain G:

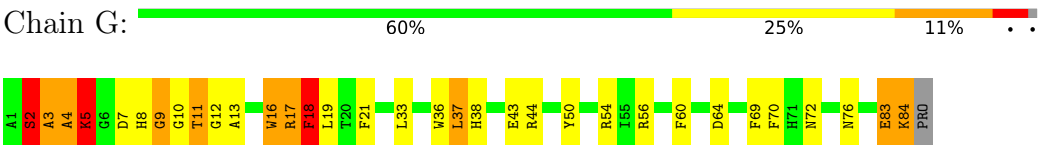

• Molecule 7: Cytochrome c oxidase subunit 6A2, mitochondrial

Chain T:

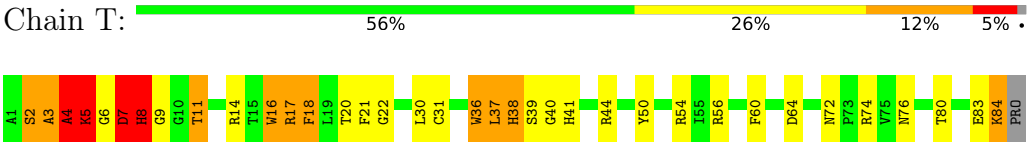

• Molecule 8: Cytochrome c oxidase subunit 6B1

Chain H:

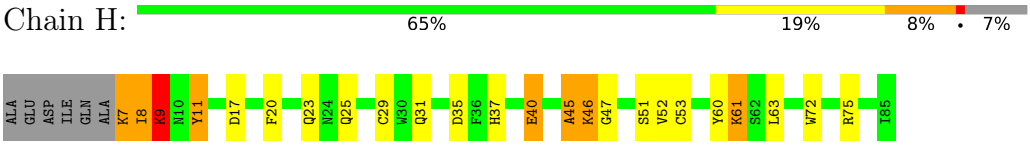

• Molecule 8: Cytochrome c oxidase subunit 6B1

Chain U:

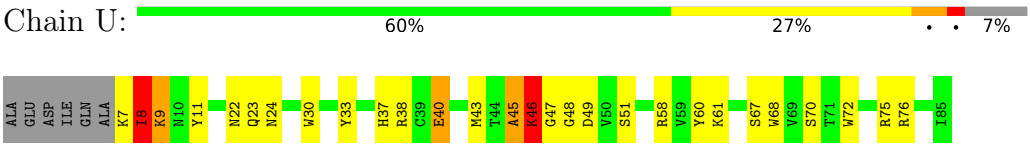

• Molecule 9: Cytochrome c oxidase subunit 6C

Chain I:

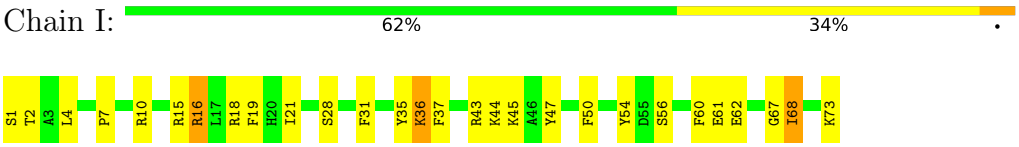

• Molecule 9: Cytochrome c oxidase subunit 6C

Chain V:

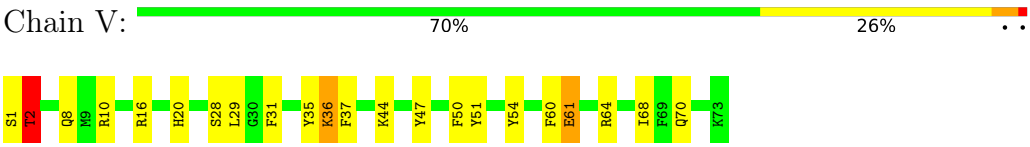

• Molecule 10: Cytochrome c oxidase subunit 7A1, mitochondrial

Chain J:

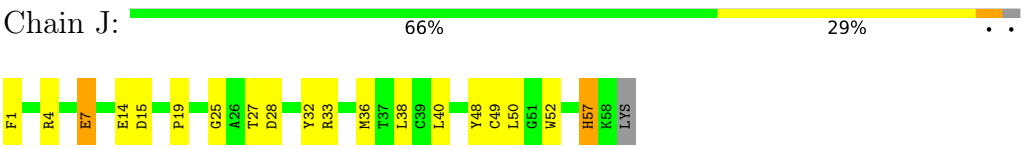

• Molecule 10: Cytochrome c oxidase subunit 7A1, mitochondrial

Chain W:

• Molecule 11: Cytochrome c oxidase subunit 7B, mitochondrial

Chain K:

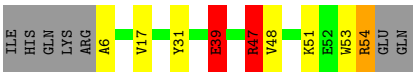

• Molecule 11: Cytochrome c oxidase subunit 7B, mitochondrial

Chain X:

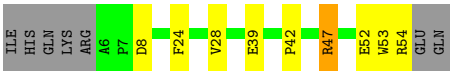

• Molecule 12: Cytochrome c oxidase subunit 7C, mitochondrial

Chain L:

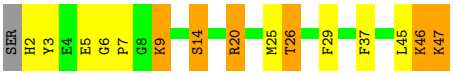

• Molecule 12: Cytochrome c oxidase subunit 7C, mitochondrial

Chain Y:

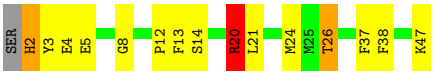

• Molecule 13: Cytochrome c oxidase subunit 8B, mitochondrial

Chain M:

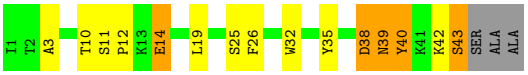

• Molecule 13: Cytochrome c oxidase subunit 8B, mitochondrial

Chain Z:

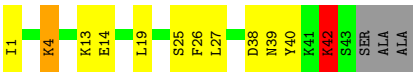

4 Data and refinement statistics (i)

EDS failed to run properly - this section is therefore incomplete.

Property	Value	Source
Space group	P 21 21 21	Depositor
Cell constants a, b, c, α, β, γ	181.94Å 204.40Å 177.90Å 90.00° 90.00° 90.00°	Depositor
Resolution (Å)	40.00 – 1.50	Depositor
% Data completeness (in resolution range)	98.3 (40.00-1.50)	Depositor
R_{merge}	0.11	Depositor
R_{sym}	(Not available)	Depositor
$< I/\sigma(I) >$ [1]	1.86 (at 1.40Å)	Xtriage
Refinement program	REFMAC 5.8.0103	Depositor
R, R_{free}	0.149 , 0.172	Depositor
Wilson B-factor (Å^2)	20.6	Xtriage
Anisotropy	0.642	Xtriage
L-test for twinning[2]	$< \|L\| > = 0.51$, $< L^2 > = 0.35$	Xtriage
Estimated twinning fraction	0.001 for l,-k,h	Xtriage
Total number of atoms	35054	wwPDB-VP
Average B, all atoms (Å^2)	37.0	wwPDB-VP

Xtriage's analysis on translational NCS is as follows: *The largest off-origin peak in the Patterson function is 4.68% of the height of the origin peak. No significant pseudotranslation is detected.*

[1] Intensities estimated from amplitudes.

[2] Theoretical values of $< |L| >$, $< L^2 >$ for acentric reflections are 0.5, 0.333 respectively for untwinned datasets, and 0.375, 0.2 for perfectly twinned datasets.

5 Model quality (i)

5.1 Standard geometry (i)

Bond lengths and bond angles in the following residue types are not validated in this section: PEK, HEA, NA, FME, TGL, CU, TPO, ZN, DMU, SAC, CHD, PSC, PGV, CDL, PER, UNX, CUA, MG

The Z score for a bond length (or angle) is the number of standard deviations the observed value is removed from the expected value. A bond length (or angle) with $|Z| > 5$ is considered an outlier worth inspection. RMSZ is the root-mean-square of all Z scores of the bond lengths (or angles).

Mol	Chain	Bond lengths		Bond angles	
		RMSZ	$\#\|Z\|>5$	RMSZ	$\#\|Z\|>5$
1	A	1.84	54/4297 (1.3%)	1.89	89/5864 (1.5%)
1	N	1.85	57/4283 (1.3%)	1.76	84/5845 (1.4%)
2	B	1.94	37/1937 (1.9%)	1.80	32/2637 (1.2%)
2	O	1.82	30/1908 (1.6%)	1.57	23/2597 (0.9%)
3	C	1.91	41/2272 (1.8%)	1.79	46/3102 (1.5%)
3	P	1.91	37/2272 (1.6%)	1.77	52/3102 (1.7%)
4	D	2.05	31/1277 (2.4%)	1.87	40/1720 (2.3%)
4	Q	1.67	17/1259 (1.4%)	1.88	23/1698 (1.4%)
5	E	2.01	24/871 (2.8%)	2.45	41/1182 (3.5%)
5	R	1.89	18/882 (2.0%)	1.60	14/1196 (1.2%)
6	F	1.96	16/795 (2.0%)	1.65	7/1079 (0.6%)
6	S	1.89	17/780 (2.2%)	1.69	14/1058 (1.3%)
7	G	2.03	15/702 (2.1%)	1.87	19/953 (2.0%)
7	T	1.95	14/702 (2.0%)	1.59	9/953 (0.9%)
8	H	1.77	7/682 (1.0%)	1.52	9/921 (1.0%)
8	U	1.74	10/682 (1.5%)	1.36	5/921 (0.5%)
9	I	1.96	13/605 (2.1%)	1.73	13/802 (1.6%)
9	V	1.70	7/605 (1.2%)	1.85	9/802 (1.1%)
10	J	1.80	6/471 (1.3%)	1.54	4/636 (0.6%)
10	W	1.65	4/480 (0.8%)	1.36	2/648 (0.3%)
11	K	2.09	14/398 (3.5%)	1.91	7/546 (1.3%)
11	X	1.63	7/405 (1.7%)	1.47	5/556 (0.9%)
12	L	2.01	6/393 (1.5%)	1.76	11/526 (2.1%)
12	Y	1.97	11/401 (2.7%)	1.52	3/536 (0.6%)
13	M	1.80	6/345 (1.7%)	1.68	5/470 (1.1%)
13	Z	1.70	4/345 (1.2%)	1.43	3/470 (0.6%)
All	All	1.87	503/30049 (1.7%)	1.77	569/40820 (1.4%)

Chiral center outliers are detected by calculating the chiral volume of a chiral center and verifying if the center is modelled as a planar moiety or with the opposite hand.A planarity outlier is detected

by checking planarity of atoms in a peptide group, atoms in a mainchain group or atoms of a sidechain that are expected to be planar.

Mol	Chain	#Chirality outliers	#Planarity outliers
1	A	0	4
1	N	0	3
2	B	0	3
3	C	0	1
4	Q	0	1
5	E	0	2
6	F	0	1
6	S	0	2
7	G	0	1
7	T	0	1
10	J	0	1
11	K	0	1
13	M	0	1
All	All	0	22

All (503) bond length outliers are listed below:

Mol	Chain	Res	Type	Atoms	Z	Observed(Å)	Ideal(Å)
2	O	65	TRP	CB-CG	-17.96	1.18	1.50
2	B	65	TRP	CB-CG	-17.06	1.19	1.50
4	D	58	GLU	CD-OE1	15.90	1.43	1.25
11	K	47	ARG	CZ-NH2	14.60	1.52	1.33
7	T	36	TRP	CB-CG	13.34	1.74	1.50
2	O	60	GLU	CD-OE1	12.69	1.39	1.25
11	X	54	ARG	CZ-NH2	12.54	1.49	1.33
5	R	90	ARG	NE-CZ	12.50	1.49	1.33
7	G	36	TRP	CB-CG	11.64	1.71	1.50
2	O	167	SER	CB-OG	-11.38	1.27	1.42
3	P	224	LYS	CE-NZ	11.24	1.77	1.49
11	K	54	ARG	NE-CZ	11.17	1.47	1.33
4	D	44	GLU	CD-OE1	10.96	1.37	1.25
12	L	26	THR	CB-CG2	-10.21	1.18	1.52
12	L	5	GLU	CD-OE2	-10.04	1.14	1.25
2	B	115	ASP	CB-CG	9.99	1.72	1.51
6	F	1	ALA	C-O	9.89	1.42	1.23
5	R	46	LYS	CE-NZ	9.87	1.73	1.49
7	T	17	ARG	CZ-NH2	9.84	1.45	1.33
1	N	242	GLU	CD-OE1	9.65	1.36	1.25
8	H	40	GLU	CD-OE2	9.63	1.36	1.25
3	P	104	SER	CB-OG	9.56	1.54	1.42
3	C	172	TYR	CG-CD1	9.45	1.51	1.39

Continued on next page...

Continued from previous page...

Mol	Chain	Res	Type	Atoms	Z	Observed(Å)	Ideal(Å)
9	V	8	GLN	CG-CD	-9.33	1.29	1.51
13	Z	40	TYR	CE1-CZ	9.31	1.50	1.38
8	U	40	GLU	CD-OE2	9.23	1.35	1.25
12	Y	4	GLU	CD-OE1	9.23	1.35	1.25
9	I	61	GLU	CD-OE1	-9.21	1.15	1.25
3	C	90	GLU	CD-OE1	9.20	1.35	1.25
5	E	39	TYR	CG-CD2	-9.10	1.27	1.39
3	C	104	SER	CB-OG	9.10	1.54	1.42
1	A	96	ARG	CZ-NH1	8.97	1.44	1.33
2	B	132	GLU	CD-OE2	8.96	1.35	1.25
6	S	1	ALA	C-O	8.84	1.40	1.23
3	C	63	ARG	CZ-NH2	8.79	1.44	1.33
2	O	60	GLU	CD-OE2	8.76	1.35	1.25
5	R	84	TYR	CG-CD1	8.70	1.50	1.39
1	N	278[A]	MET	SD-CE	-8.67	1.29	1.77
1	N	278[B]	MET	SD-CE	-8.67	1.29	1.77
3	P	172	TYR	CG-CD1	8.67	1.50	1.39
11	X	52	GLU	CD-OE1	8.67	1.35	1.25
6	F	4	GLY	N-CA	8.66	1.59	1.46
12	L	29	PHE	CD2-CE2	-8.45	1.22	1.39
3	P	102	TYR	CG-CD1	-8.36	1.28	1.39
6	S	4	GLY	N-CA	8.36	1.58	1.46
7	T	80	THR	C-O	-8.33	1.07	1.23
3	P	182	TYR	CD2-CE2	-8.29	1.26	1.39
4	Q	20	ARG	CD-NE	-8.26	1.32	1.46
9	I	28	SER	CB-OG	8.26	1.52	1.42
7	G	16	TRP	CZ3-CH2	8.18	1.53	1.40
1	A	382	SER	CA-CB	8.15	1.65	1.52
1	N	382	SER	CB-OG	-8.13	1.31	1.42
2	O	147	GLU	CD-OE1	-8.12	1.16	1.25
2	O	132	GLU	CD-OE2	8.08	1.34	1.25
2	B	223	SER	CA-CB	8.03	1.65	1.52
2	O	197	SER	CB-OG	8.03	1.52	1.42
10	J	48	TYR	CG-CD2	8.01	1.49	1.39
4	D	60	TYR	CE1-CZ	7.98	1.49	1.38
5	E	9	GLU	CG-CD	7.97	1.64	1.51
4	D	77	GLU	CD-OE1	7.96	1.34	1.25
4	Q	20	ARG	CZ-NH2	-7.96	1.22	1.33
2	O	65	TRP	CE3-CZ3	7.93	1.51	1.38
3	P	153	GLU	CG-CD	7.92	1.63	1.51
11	K	31	TYR	CE1-CZ	7.89	1.48	1.38
4	Q	6	VAL	C-O	7.88	1.38	1.23

Continued on next page...

Continued from previous page...

Mol	Chain	Res	Type	Atoms	Z	Observed(Å)	Ideal(Å)
3	C	244	PHE	CD1-CE1	7.88	1.55	1.39
6	F	56	ARG	CZ-NH1	7.88	1.43	1.33
3	P	76	GLN	CB-CG	-7.80	1.31	1.52
6	S	18	ARG	CZ-NH1	7.78	1.43	1.33
9	I	62	GLU	CD-OE1	7.76	1.34	1.25
1	N	439	ARG	CZ-NH1	7.75	1.43	1.33
4	D	135	SER	CA-CB	7.73	1.64	1.52
6	F	17	GLU	CD-OE1	7.68	1.34	1.25
13	M	40	TYR	CE1-CZ	7.67	1.48	1.38
1	A	19	TYR	CG-CD2	7.62	1.49	1.39
1	A	514	LYS	N-CA	7.57	1.61	1.46
9	V	47	TYR	CE1-CZ	7.56	1.48	1.38
1	N	441	SER	CA-CB	7.54	1.64	1.52
13	M	14	GLU	CD-OE2	7.53	1.33	1.25
5	E	90	ARG	CZ-NH1	7.51	1.42	1.33
11	K	39	GLU	CG-CD	-7.51	1.40	1.51
5	E	103	GLU	CD-OE2	7.46	1.33	1.25
7	T	21	PHE	CG-CD1	-7.44	1.27	1.38
2	B	59	GLN	CD-OE1	7.41	1.40	1.24
2	B	36	SER	CB-OG	7.40	1.51	1.42
3	C	253	TYR	CG-CD2	-7.35	1.29	1.39
11	K	47	ARG	CD-NE	7.34	1.58	1.46
5	R	32	GLY	N-CA	7.32	1.57	1.46
1	A	189	MET	CG-SD	-7.32	1.62	1.81
2	B	59	GLN	CG-CD	7.31	1.67	1.51
3	C	230	ASN	CB-CG	-7.30	1.34	1.51
1	N	323	TRP	CZ3-CH2	7.29	1.51	1.40
2	O	198	GLU	CD-OE2	-7.28	1.17	1.25
3	C	182	TYR	CZ-OH	-7.26	1.25	1.37
2	O	60	GLU	CG-CD	7.20	1.62	1.51
1	A	322	SER	CA-CB	7.19	1.63	1.52
10	J	25	GLY	N-CA	7.18	1.56	1.46
5	E	9	GLU	CD-OE2	7.17	1.33	1.25
9	I	60	PHE	CG-CD2	7.17	1.49	1.38
9	I	4	LEU	CA-CB	7.14	1.70	1.53
1	N	226	GLY	N-CA	7.13	1.56	1.46
6	S	92	VAL	C-O	-7.13	1.09	1.23
1	A	401	SER	CA-CB	7.12	1.63	1.52
4	D	100[A]	LYS	CE-NZ	7.11	1.66	1.49
4	D	100[B]	LYS	CE-NZ	7.11	1.66	1.49
3	C	102	TYR	CG-CD1	-7.11	1.29	1.39
2	B	113	TYR	CG-CD2	7.09	1.48	1.39

Continued on next page...

Continued from previous page...

Mol	Chain	Res	Type	Atoms	Z	Observed(Å)	Ideal(Å)
3	C	16	TRP	CE3-CZ3	7.07	1.50	1.38
4	D	47	SER	CA-CB	7.07	1.63	1.52
1	N	470	PHE	CE2-CZ	7.03	1.50	1.37
2	O	65	TRP	CD2-CE3	7.01	1.50	1.40
3	C	65	SER	CA-CB	6.99	1.63	1.52
5	E	56	ARG	CZ-NH2	6.99	1.42	1.33
3	C	94	PHE	CG-CD2	6.99	1.49	1.38
6	F	18	ARG	CZ-NH2	6.99	1.42	1.33
7	G	17	ARG	CZ-NH2	6.98	1.42	1.33
4	D	61	ARG	CZ-NH2	6.97	1.42	1.33
5	E	9	GLU	CA-CB	6.94	1.69	1.53
3	P	182	TYR	CE1-CZ	6.92	1.47	1.38
5	R	39	TYR	CG-CD2	-6.91	1.30	1.39
3	C	113	GLY	N-CA	6.91	1.56	1.46
1	A	242	GLU	CD-OE1	6.88	1.33	1.25
3	C	29	SER	CB-OG	-6.86	1.33	1.42
1	A	49	GLY	C-O	6.86	1.34	1.23
7	G	83	GLU	CD-OE1	6.86	1.33	1.25
3	P	258	TRP	CG-CD1	6.84	1.46	1.36
1	A	149	SER	CB-OG	6.83	1.51	1.42
1	N	335	SER	CB-OG	6.83	1.51	1.42
1	N	49	GLY	C-O	6.83	1.34	1.23
1	N	514	LYS	N-CA	6.82	1.59	1.46
5	E	109	VAL	N-CA	6.82	1.59	1.46
12	L	14	SER	CB-OG	6.77	1.51	1.42
2	B	167	SER	CB-OG	-6.76	1.33	1.42
2	O	193	TYR	CG-CD1	6.75	1.48	1.39
5	E	84	TYR	CG-CD1	6.74	1.48	1.39
12	Y	5	GLU	CD-OE2	-6.74	1.18	1.25
1	A	450	TRP	CE3-CZ3	6.71	1.49	1.38
1	A	480	ARG	CZ-NH2	6.69	1.41	1.33
2	B	82	ARG	CZ-NH1	6.69	1.41	1.33
10	W	25	GLY	N-CA	6.69	1.56	1.46
3	C	8	TYR	CG-CD2	6.69	1.47	1.39
12	Y	26	THR	CB-CG2	-6.67	1.30	1.52
6	S	89	TYR	CE1-CZ	6.64	1.47	1.38
13	M	40	TYR	CG-CD1	6.62	1.47	1.39
1	N	270	TYR	CE1-CZ	6.62	1.47	1.38
11	K	47	ARG	CG-CD	6.60	1.68	1.51
1	N	281	GLY	N-CA	6.60	1.55	1.46
5	R	39	TYR	CE2-CZ	-6.59	1.29	1.38
1	N	514	LYS	CA-CB	6.54	1.68	1.53

Continued on next page...

Continued from previous page...

Mol	Chain	Res	Type	Atoms	Z	Observed(Å)	Ideal(Å)
7	G	12	GLY	CA-C	6.54	1.62	1.51
6	S	93	PRO	CA-CB	6.54	1.66	1.53
1	N	502	TYR	CG-CD2	6.54	1.47	1.39
2	B	223	SER	CB-OG	-6.53	1.33	1.42
5	E	73	ASP	CB-CG	6.52	1.65	1.51
7	G	5	LYS	CA-CB	6.50	1.68	1.53
5	E	38	GLY	N-CA	6.49	1.55	1.46
11	K	17	VAL	N-CA	6.49	1.59	1.46
1	A	382	SER	CB-OG	-6.46	1.33	1.42
3	P	233	PHE	CD2-CE2	6.45	1.52	1.39
5	E	84	TYR	CE1-CZ	-6.44	1.30	1.38
2	B	108	TYR	CE2-CZ	6.43	1.47	1.38
8	U	33	TYR	CG-CD1	6.42	1.47	1.39
3	P	143	SER	CA-CB	6.42	1.62	1.52
11	K	39	GLU	CD-OE2	6.42	1.32	1.25
8	H	72	TRP	CD2-CE2	6.41	1.49	1.41
12	Y	4	GLU	CG-CD	6.41	1.61	1.51
4	D	88	PHE	CE2-CZ	6.39	1.49	1.37
3	C	143	SER	CA-CB	6.38	1.62	1.52
2	B	65	TRP	CD2-CE3	6.38	1.50	1.40
11	K	39	GLU	CB-CG	6.38	1.64	1.52
7	G	56	ARG	CZ-NH1	6.37	1.41	1.33
6	F	3	GLY	CA-C	6.36	1.62	1.51
4	D	52	SER	CB-OG	6.34	1.50	1.42
1	N	264	LYS	CD-CE	6.33	1.67	1.51
1	N	187	SER	CA-CB	6.33	1.62	1.52
6	S	19	GLU	CD-OE1	6.33	1.32	1.25
2	B	65	TRP	CD2-CE2	6.32	1.49	1.41
2	B	113	TYR	CB-CG	-6.31	1.42	1.51
12	Y	5	GLU	CD-OE1	-6.31	1.18	1.25
2	O	123	ILE	N-CA	6.28	1.58	1.46
7	T	17	ARG	CZ-NH1	6.27	1.41	1.33
4	D	34	SER	CB-OG	6.27	1.50	1.42
1	A	450	TRP	CG-CD1	6.26	1.45	1.36
3	C	41	THR	C-O	6.24	1.35	1.23
5	E	103	GLU	CB-CG	6.22	1.64	1.52
7	G	21	PHE	CG-CD1	-6.22	1.29	1.38
5	R	80	GLU	CD-OE1	6.21	1.32	1.25
9	I	56	SER	CB-OG	6.18	1.50	1.42
4	Q	18	ASP	N-CA	6.17	1.58	1.46
3	C	99	TRP	CE3-CZ3	6.17	1.49	1.38
3	C	120	GLY	N-CA	6.17	1.55	1.46

Continued on next page...

Continued from previous page...

Mol	Chain	Res	Type	Atoms	Z	Observed(Å)	Ideal(Å)
10	W	14[A]	GLU	CD-OE1	-6.17	1.18	1.25
10	W	14[B]	GLU	CD-OE1	-6.17	1.18	1.25
4	Q	64	PHE	CG-CD2	6.16	1.48	1.38
3	P	116	TRP	CZ3-CH2	6.16	1.49	1.40
1	A	242	GLU	CD-OE2	-6.14	1.18	1.25
2	B	152	MET	CB-CG	-6.14	1.31	1.51
1	A	335	SER	CB-OG	6.14	1.50	1.42
5	E	41	LEU	C-O	6.14	1.35	1.23
4	Q	78	TRP	CE3-CZ3	6.14	1.48	1.38
7	G	13	ALA	N-CA	6.13	1.58	1.46
3	C	255	SER	CA-CB	6.13	1.62	1.52
5	R	80	GLU	CG-CD	6.11	1.61	1.51
8	U	72	TRP	CD1-NE1	6.11	1.48	1.38
5	R	84	TYR	CE1-CZ	-6.11	1.30	1.38
1	N	116	SER	CB-OG	6.11	1.50	1.42
2	O	115	ASP	CB-CG	6.10	1.64	1.51
5	R	18	TYR	CG-CD2	6.10	1.47	1.39
2	B	225	SER	CA-CB	6.09	1.62	1.52
6	F	72	PHE	CD1-CE1	6.09	1.51	1.39
3	C	153	GLU	CD-OE2	-6.09	1.19	1.25
3	C	171	VAL	CB-CG1	6.09	1.65	1.52
3	C	34	TRP	CE3-CZ3	6.08	1.48	1.38
1	A	213	ARG	CZ-NH2	6.08	1.41	1.33
1	A	363	LEU	CB-CG	-6.08	1.34	1.52
3	C	249	TRP	CE3-CZ3	6.08	1.48	1.38
12	Y	2	HIS	N-CA	6.07	1.58	1.46
1	N	96	ARG	CZ-NH1	6.07	1.41	1.33
5	E	91	PRO	CA-C	6.06	1.65	1.52
5	E	84	TYR	CE2-CZ	6.05	1.46	1.38
2	B	167	SER	CA-CB	-6.02	1.44	1.52
3	P	59	ARG	CZ-NH1	6.02	1.40	1.33
13	Z	40	TYR	CG-CD2	6.01	1.47	1.39
7	T	14	ARG	CZ-NH1	6.01	1.40	1.33
6	F	78	GLU	CD-OE2	-6.00	1.19	1.25
4	D	68	PHE	CG-CD1	5.98	1.47	1.38
5	R	84	TYR	CE2-CZ	5.97	1.46	1.38
1	A	400	PHE	CD2-CE2	5.97	1.51	1.39
1	N	441	SER	CB-OG	5.96	1.50	1.42
6	S	43	LYS	CB-CG	5.96	1.68	1.52
6	F	2	SER	N-CA	5.95	1.58	1.46
10	J	7	GLU	CD-OE1	5.95	1.32	1.25
3	C	76	GLN	CB-CG	-5.95	1.36	1.52

Continued on next page...

Continued from previous page...

Mol	Chain	Res	Type	Atoms	Z	Observed(Å)	Ideal(Å)
4	D	105	GLY	N-CA	5.95	1.54	1.46
3	P	198	PHE	CG-CD2	5.93	1.47	1.38
4	D	9	GLU	CG-CD	5.92	1.60	1.51
3	C	233	PHE	CD1-CE1	5.92	1.51	1.39
5	E	19	PHE	CE1-CZ	5.92	1.48	1.37
6	F	62	CYS	N-CA	5.92	1.58	1.46
6	S	3	GLY	C-O	5.91	1.33	1.23
13	M	40	TYR	CG-CD2	5.91	1.46	1.39
11	X	53	TRP	CE3-CZ3	5.91	1.48	1.38
3	C	225	PHE	CG-CD1	5.90	1.47	1.38
3	P	16	TRP	CG-CD1	5.88	1.45	1.36
3	C	181	TYR	CE2-CZ	-5.87	1.30	1.38
7	G	18	PHE	CG-CD2	-5.87	1.29	1.38
3	P	253	TYR	CZ-OH	5.86	1.47	1.37
2	O	163	TRP	CG-CD1	5.85	1.45	1.36
1	N	19	TYR	CG-CD2	5.85	1.46	1.39
11	X	47	ARG	NE-CZ	5.84	1.40	1.33
12	Y	38	PHE	CG-CD1	5.83	1.47	1.38
1	A	214	ASN	C-O	5.83	1.34	1.23
9	V	51	TYR	CG-CD1	5.83	1.46	1.39
7	G	5	LYS	CA-C	5.83	1.68	1.52
1	N	129	TYR	CD2-CE2	5.83	1.48	1.39
1	A	281	GLY	N-CA	5.81	1.54	1.46
2	B	222	TRP	CE3-CZ3	5.81	1.48	1.38
6	F	80	GLN	CD-OE1	5.80	1.36	1.24
10	J	19	PRO	CA-CB	5.79	1.65	1.53
2	B	55	THR	C-O	5.79	1.34	1.23
13	Z	4	LYS	N-CA	5.78	1.57	1.46
3	C	177	GLN	CB-CG	-5.78	1.36	1.52
10	J	14	GLU	CD-OE2	5.78	1.32	1.25
1	A	90	PRO	N-CD	5.77	1.55	1.47
4	D	36	SER	CB-OG	-5.76	1.34	1.42
4	D	49	SER	CA-CB	5.75	1.61	1.52
1	A	474	GLU	CD-OE1	5.75	1.31	1.25
5	R	11	PHE	CG-CD2	5.74	1.47	1.38
1	A	43	GLN	CG-CD	5.73	1.64	1.51
5	E	27	TRP	CE3-CZ3	5.73	1.48	1.38
1	N	454	SER	CA-CB	5.73	1.61	1.52
4	D	91	PHE	CG-CD1	5.73	1.47	1.38
2	B	55	THR	CB-CG2	5.73	1.71	1.52
11	K	54	ARG	CZ-NH2	5.72	1.40	1.33
13	M	11	SER	CB-OG	5.72	1.49	1.42

Continued on next page...

Continued from previous page...

Mol	Chain	Res	Type	Atoms	Z	Observed(Å)	Ideal(Å)
1	N	384	GLY	N-CA	5.72	1.54	1.46
4	Q	125	ASP	CB-CG	5.72	1.63	1.51
2	B	198	GLU	CB-CG	5.71	1.62	1.52
1	N	250	GLY	CA-C	5.69	1.60	1.51
8	U	30	TRP	CG-CD1	5.69	1.44	1.36
11	K	31	TYR	CG-CD2	5.68	1.46	1.39
9	I	7	PRO	CA-C	-5.68	1.41	1.52
1	A	179	TYR	CG-CD1	5.67	1.46	1.39
9	I	68	ILE	CB-CG1	-5.67	1.38	1.54
9	V	50	PHE	CG-CD1	5.66	1.47	1.38
9	I	54	TYR	CD2-CE2	5.65	1.47	1.39
7	G	3	ALA	N-CA	5.64	1.57	1.46
2	O	21	LEU	CA-CB	5.64	1.66	1.53
8	U	67	SER	CA-CB	5.63	1.61	1.52
2	O	192	TYR	CE2-CZ	5.63	1.45	1.38
11	K	53	TRP	CE3-CZ3	5.63	1.48	1.38
1	A	448	THR	C-O	5.62	1.34	1.23
2	B	21	LEU	CA-CB	5.62	1.66	1.53
3	C	101	PHE	CD1-CE1	5.62	1.50	1.39
5	R	9	GLU	CG-CD	5.62	1.60	1.51
12	Y	20	ARG	CZ-NH1	5.62	1.40	1.33
7	T	83	GLU	CD-OE1	5.61	1.31	1.25
6	S	89	TYR	CG-CD2	5.61	1.46	1.39
2	O	110	TYR	CG-CD2	5.61	1.46	1.39
12	Y	8	GLY	N-CA	5.61	1.54	1.46
5	R	69	GLU	CB-CG	5.60	1.62	1.52
6	S	3	GLY	CA-C	5.60	1.60	1.51
4	D	85	ALA	C-O	5.59	1.33	1.23
3	C	253	TYR	CE1-CZ	-5.59	1.31	1.38
9	V	28	SER	CB-OG	5.58	1.49	1.42
2	O	66	THR	CB-OG1	5.58	1.54	1.43
2	O	107	SER	CA-CB	5.57	1.61	1.52
2	B	82	ARG	CZ-NH2	5.56	1.40	1.33
4	D	64	PHE	CA-CB	5.56	1.66	1.53
12	Y	3	TYR	CG-CD1	5.56	1.46	1.39
4	D	58	GLU	CB-CG	5.56	1.62	1.52
1	N	231	TYR	CE1-CZ	5.55	1.45	1.38
12	L	6	GLY	CA-C	5.55	1.60	1.51
4	Q	102	TYR	CG-CD2	5.55	1.46	1.39
2	B	121	TYR	CE2-CZ	5.55	1.45	1.38
6	F	18	ARG	CZ-NH1	5.55	1.40	1.33
1	N	382	SER	CA-CB	5.55	1.61	1.52

Continued on next page...

Continued from previous page...

Mol	Chain	Res	Type	Atoms	Z	Observed(Å)	Ideal(Å)
9	V	10	ARG	CZ-NH1	5.53	1.40	1.33
1	A	307	SER	CB-OG	5.52	1.49	1.42
1	A	506	GLU	CD-OE2	5.52	1.31	1.25
1	A	77	GLY	N-CA	5.51	1.54	1.46
3	C	172	TYR	CE2-CZ	5.51	1.45	1.38
5	E	69	GLU	CA-CB	5.51	1.66	1.53
3	P	94	PHE	CE1-CZ	5.51	1.47	1.37
3	C	233	PHE	CD2-CE2	5.50	1.50	1.39
1	N	9	SER	CB-OG	5.50	1.49	1.42
1	A	362[A]	SER	CA-CB	5.50	1.61	1.52
1	A	362[B]	SER	CA-CB	5.50	1.61	1.52
11	X	39	GLU	CD-OE1	5.50	1.31	1.25
1	A	410	ALA	CA-CB	5.50	1.64	1.52
1	N	494	TRP	CE3-CZ3	5.50	1.47	1.38
3	P	102	TYR	CG-CD2	5.50	1.46	1.39
1	A	184	PHE	CG-CD1	5.49	1.47	1.38
1	A	333	LYS	C-O	5.49	1.33	1.23
6	F	85	CYS	C-O	5.49	1.33	1.23
1	N	440	TYR	CE1-CZ	5.48	1.45	1.38
1	N	486	ASP	CG-OD1	5.48	1.38	1.25
1	N	144	ASP	CB-CG	5.47	1.63	1.51
1	N	189	MET	CG-SD	-5.47	1.67	1.81
1	N	92	MET	CB-CG	5.46	1.68	1.51
3	P	230	ASN	CB-CG	-5.46	1.38	1.51
2	B	110	TYR	CD1-CE1	5.45	1.47	1.39
3	P	80[A]	ARG	CZ-NH1	-5.45	1.25	1.33
3	P	80[B]	ARG	CZ-NH1	-5.45	1.25	1.33
1	A	418	PHE	CD2-CE2	5.44	1.50	1.39
1	N	156	SER	CB-OG	5.44	1.49	1.42
11	K	39	GLU	CD-OE1	5.44	1.31	1.25
11	K	47	ARG	NE-CZ	5.43	1.40	1.33
1	N	320	VAL	CB-CG1	5.42	1.64	1.52
3	C	146	TRP	CE3-CZ3	5.42	1.47	1.38
3	C	198	PHE	CG-CD2	5.42	1.46	1.38
5	R	63	SER	CB-OG	5.42	1.49	1.42
2	B	220	GLU	CD-OE1	-5.41	1.19	1.25
7	T	56	ARG	CZ-NH1	5.41	1.40	1.33
4	D	28	ALA	C-O	5.41	1.33	1.23
1	N	305	PHE	CG-CD2	5.41	1.46	1.38
2	B	60	GLU	CG-CD	5.41	1.60	1.51
5	R	57	ARG	CZ-NH1	5.41	1.40	1.33
1	A	426	PHE	CG-CD1	5.41	1.46	1.38

Continued on next page...

Continued from previous page...

Mol	Chain	Res	Type	Atoms	Z	Observed(Å)	Ideal(Å)
8	U	76	ARG	CZ-NH1	5.40	1.40	1.33
1	A	296	GLY	N-CA	5.39	1.54	1.46
8	H	20	PHE	CG-CD1	5.39	1.46	1.38
2	O	85	TYR	CG-CD2	5.39	1.46	1.39
2	O	137	GLU	CD-OE1	5.39	1.31	1.25
7	T	16	TRP	CD2-CE2	5.39	1.47	1.41
1	N	157	SER	CB-OG	5.38	1.49	1.42
1	N	71	MET	CG-SD	5.37	1.95	1.81
4	Q	90	GLY	N-CA	5.37	1.54	1.46
2	O	202	SER	CA-CB	5.37	1.61	1.52
1	N	502	TYR	CE1-CZ	5.36	1.45	1.38
3	P	153	GLU	CD-OE1	-5.36	1.19	1.25
5	E	88	GLU	CG-CD	5.36	1.59	1.51
3	P	255	SER	C-O	5.36	1.33	1.23
2	B	65	TRP	CZ2-CH2	5.36	1.47	1.37
5	E	57	ARG	CZ-NH1	5.36	1.40	1.33
4	D	140	TYR	CB-CG	5.35	1.59	1.51
3	P	198	PHE	CE2-CZ	5.35	1.47	1.37
3	C	89	SER	CB-OG	5.34	1.49	1.42
12	L	5	GLU	CD-OE1	-5.34	1.19	1.25
13	M	26	PHE	CE1-CZ	5.34	1.47	1.37
4	Q	6	VAL	CA-CB	5.33	1.66	1.54
5	E	61	PHE	CG-CD1	5.33	1.46	1.38
2	O	145	PRO	C-O	5.33	1.33	1.23
4	D	60	TYR	CG-CD1	5.33	1.46	1.39
3	P	90	GLU	CD-OE2	5.33	1.31	1.25
3	C	221	ARG	CZ-NH2	5.32	1.40	1.33
3	C	181	TYR	CB-CG	5.32	1.59	1.51
6	S	3	GLY	N-CA	5.32	1.54	1.46
6	F	31	TYR	CE1-CZ	5.31	1.45	1.38
8	U	70	SER	CB-OG	-5.31	1.35	1.42
3	P	182	TYR	CE2-CZ	5.31	1.45	1.38
5	R	30	ARG	CZ-NH2	5.30	1.40	1.33
6	S	21[A]	MET	C-O	5.30	1.33	1.23
6	S	21[B]	MET	C-O	5.30	1.33	1.23
8	U	22	ASN	CG-OD1	5.30	1.35	1.24
11	X	53	TRP	CB-CG	5.30	1.59	1.50
1	A	103	TRP	CE3-CZ3	5.30	1.47	1.38
3	P	235	PHE	CD1-CE1	5.30	1.49	1.39
1	A	264	LYS	CD-CE	5.29	1.64	1.51
6	S	60	CYS	CB-SG	5.29	1.91	1.82
9	I	18	ARG	C-O	5.28	1.33	1.23

Continued on next page...

Continued from previous page...

Mol	Chain	Res	Type	Atoms	Z	Observed(Å)	Ideal(Å)
10	J	14	GLU	CD-OE1	5.28	1.31	1.25
1	N	81	TRP	CG-CD1	5.27	1.44	1.36
1	A	406	ASN	C-O	5.27	1.33	1.23
2	O	156	SER	CA-CB	5.26	1.60	1.52
7	T	5	LYS	CA-CB	5.26	1.65	1.53
1	N	266	GLU	CD-OE2	5.25	1.31	1.25
2	B	192	TYR	CD1-CE1	5.25	1.47	1.39
2	O	40	TYR	CG-CD1	5.25	1.46	1.39
2	O	65	TRP	CD2-CE2	5.25	1.47	1.41
7	T	4	ALA	C-O	-5.25	1.13	1.23
3	P	253	TYR	CD2-CE2	5.25	1.47	1.39
1	N	184	PHE	CG-CD1	5.24	1.46	1.38
4	D	111	PHE	CD1-CE1	5.24	1.49	1.39
3	P	16	TRP	CE3-CZ3	5.24	1.47	1.38
1	N	235	PHE	CG-CD2	5.23	1.46	1.38
4	Q	138	TRP	CE3-CZ3	5.23	1.47	1.38
1	A	5	ARG	CZ-NH1	5.23	1.39	1.33
3	C	94	PHE	CE1-CZ	5.23	1.47	1.37
12	Y	13	PHE	CG-CD1	5.22	1.46	1.38
1	A	71	MET	CG-SD	5.21	1.94	1.81
3	P	55	TYR	CE1-CZ	5.21	1.45	1.38
1	A	509	THR	C-O	5.21	1.33	1.23
5	E	87	GLN	N-CA	5.21	1.56	1.46
1	A	443	TYR	CB-CG	5.21	1.59	1.51
2	B	198	GLU	CD-OE2	-5.20	1.20	1.25
8	H	11	TYR	N-CA	5.20	1.56	1.46
1	A	278[A]	MET	SD-CE	-5.20	1.48	1.77
1	A	278[B]	MET	SD-CE	-5.20	1.48	1.77
5	E	82	TYR	CD1-CE1	5.20	1.47	1.39
4	D	87[A]	PHE	CG-CD1	5.20	1.46	1.38
4	D	87[B]	PHE	CG-CD1	5.20	1.46	1.38
8	U	40	GLU	CD-OE1	-5.19	1.20	1.25
4	Q	18	ASP	CB-CG	-5.18	1.40	1.51
1	A	343	GLY	N-CA	5.17	1.53	1.46
1	A	482	VAL	CA-CB	5.17	1.65	1.54
4	D	58	GLU	CD-OE2	5.17	1.31	1.25
3	P	3	HIS	C-O	5.17	1.33	1.23
7	T	22	GLY	N-CA	5.17	1.53	1.46
6	F	70	ILE	N-CA	5.16	1.56	1.46
1	N	92	MET	CG-SD	-5.16	1.67	1.81
1	N	387	PHE	CE1-CZ	5.16	1.47	1.37
11	X	53	TRP	CG-CD1	5.15	1.44	1.36

Continued on next page...

Continued from previous page...

Mol	Chain	Res	Type	Atoms	Z	Observed(Å)	Ideal(Å)
9	I	35	TYR	CG-CD1	5.15	1.45	1.39
1	N	396	TRP	CD2-CE2	5.14	1.47	1.41
3	P	113	GLY	N-CA	5.14	1.53	1.46
8	U	68	TRP	CZ3-CH2	5.14	1.48	1.40
2	B	147	GLU	CD-OE2	-5.14	1.20	1.25
6	S	43	LYS	CG-CD	5.14	1.70	1.52
2	B	220	GLU	CG-CD	5.13	1.59	1.51
1	N	513	LEU	C-O	5.13	1.33	1.23
9	I	47	TYR	CE1-CZ	5.13	1.45	1.38
2	B	38	VAL	CA-CB	5.12	1.65	1.54
4	Q	60	TYR	CE2-CZ	5.12	1.45	1.38
7	T	64	ASP	CG-OD1	5.12	1.37	1.25
7	T	44	ARG	CZ-NH2	5.12	1.39	1.33
1	A	403	TYR	CG-CD2	-5.12	1.32	1.39
4	D	40	LEU	C-O	5.11	1.33	1.23
1	N	485	VAL	CA-CB	5.11	1.65	1.54
4	D	11	TYR	CE1-CZ	-5.10	1.31	1.38
1	A	38	ARG	CZ-NH2	5.09	1.39	1.33
3	C	65	SER	CB-OG	5.09	1.48	1.42
9	I	19	PHE	CG-CD2	5.09	1.46	1.38
1	A	379	TYR	CZ-OH	5.08	1.46	1.37
3	P	260	GLY	N-CA	5.08	1.53	1.46
1	N	476	PHE	CG-CD2	5.08	1.46	1.38
3	P	244	PHE	CD1-CE1	5.08	1.49	1.39
2	B	202	SER	CB-OG	5.08	1.48	1.42
3	C	56	GLN	CB-CG	5.08	1.66	1.52
2	B	198	GLU	CD-OE1	-5.08	1.20	1.25
10	W	1	PHE	N-CA	5.08	1.56	1.46
4	Q	25	PRO	N-CA	5.07	1.55	1.47
1	N	90	PRO	N-CD	5.07	1.54	1.47
7	G	69	PHE	CG-CD2	5.07	1.46	1.38
8	H	75	ARG	NE-CZ	5.07	1.39	1.33
2	O	202	SER	CB-OG	-5.06	1.35	1.42
3	P	58	TRP	CZ3-CH2	5.06	1.48	1.40
4	Q	6	VAL	C-N	5.06	1.45	1.34
13	Z	14	GLU	CD-OE2	5.05	1.31	1.25
2	B	147	GLU	CD-OE1	-5.05	1.20	1.25
1	A	144	ASP	CB-CG	5.04	1.62	1.51
4	D	56	LYS	CE-NZ	5.04	1.61	1.49
1	N	261	TYR	CD1-CE1	5.04	1.47	1.39
2	O	65	TRP	CG-CD2	5.04	1.52	1.43
2	O	82	ARG	CZ-NH1	5.04	1.39	1.33

Continued on next page...

Continued from previous page...

Mol	Chain	Res	Type	Atoms	Z	Observed(Å)	Ideal(Å)
1	N	244	TYR	CE1-CZ	5.04	1.45	1.38
1	A	94	PHE	CG-CD2	5.04	1.46	1.38
3	P	189	SER	CB-OG	5.03	1.48	1.42
9	V	54	TYR	CG-CD2	5.03	1.45	1.39
1	A	502	TYR	CD1-CE1	5.03	1.46	1.39
1	N	223	ALA	N-CA	5.02	1.56	1.46
1	N	5	ARG	CZ-NH2	5.02	1.39	1.33
7	G	69	PHE	C-O	5.02	1.32	1.23
5	R	73	ASP	CG-OD2	-5.02	1.13	1.25
8	H	40	GLU	CG-CD	5.01	1.59	1.51
6	S	93	PRO	CA-C	5.01	1.62	1.52
6	F	3	GLY	N-CA	5.01	1.53	1.46
1	N	473	TRP	CE3-CZ3	5.01	1.47	1.38
8	H	53	CYS	C-O	5.00	1.32	1.23
3	P	227	PHE	CE1-CZ	5.00	1.46	1.37
4	Q	138	TRP	CD1-NE1	5.00	1.46	1.38
7	G	17	ARG	CZ-NH1	5.00	1.39	1.33
4	Q	6	VAL	CA-C	5.00	1.66	1.52

All (569) bond angle outliers are listed below:

Mol	Chain	Res	Type	Atoms	Z	Observed(^{o})	Ideal(^{o})
5	E	90	ARG	NE-CZ-NH1	35.49	138.05	120.30
4	Q	20	ARG	NE-CZ-NH1	32.93	136.77	120.30
4	Q	20	ARG	NE-CZ-NH2	-31.64	104.48	120.30
5	E	90	ARG	NE-CZ-NH2	-24.93	107.83	120.30
9	V	10	ARG	NE-CZ-NH2	-21.32	109.64	120.30
9	V	10	ARG	NE-CZ-NH1	21.08	130.84	120.30
11	K	47	ARG	NE-CZ-NH1	-19.70	110.45	120.30
2	B	151	ARG	NE-CZ-NH1	18.72	129.66	120.30
1	A	213	ARG	NE-CZ-NH2	-17.11	111.75	120.30
1	N	189	MET	CG-SD-CE	-16.98	73.03	100.20
1	A	38	ARG	NE-CZ-NH1	16.94	128.77	120.30
1	A	38	ARG	NE-CZ-NH2	-15.95	112.32	120.30
2	B	151	ARG	NE-CZ-NH2	-14.92	112.84	120.30
11	K	54	ARG	NE-CZ-NH1	-14.87	112.87	120.30
11	K	47	ARG	NE-CZ-NH2	14.80	127.70	120.30
3	C	181	TYR	CB-CG-CD2	-14.70	112.18	121.00
11	X	54	ARG	NE-CZ-NH1	-14.52	113.04	120.30
1	A	189	MET	CG-SD-CE	-14.16	77.54	100.20
3	P	153	GLU	OE1-CD-OE2	14.02	140.12	123.30
4	D	20	ARG	NE-CZ-NH1	-13.88	113.36	120.30

Continued on next page...

Continued from previous page...

Mol	Chain	Res	Type	Atoms	Z	Observed(^{o})	Ideal(^{o})
2	B	82	ARG	NE-CZ-NH2	-13.82	113.39	120.30
7	G	64	ASP	CB-CG-OD2	-13.77	105.91	118.30
5	E	56	ARG	NE-CZ-NH1	13.70	127.15	120.30
2	B	134	ARG	NE-CZ-NH2	-13.46	113.57	120.30
1	A	8	PHE	CB-CG-CD2	-13.38	111.43	120.80
1	A	129	TYR	CB-CG-CD1	-13.09	113.15	121.00
3	C	63	ARG	NE-CZ-NH2	-12.99	113.81	120.30
2	O	82	ARG	NE-CZ-NH2	-12.95	113.83	120.30
12	L	20	ARG	NE-CZ-NH2	-12.94	113.83	120.30
5	E	66	ARG	NE-CZ-NH2	-12.77	113.91	120.30
1	N	144	ASP	CB-CG-OD1	-12.54	107.02	118.30
5	E	56	ARG	NE-CZ-NH2	-12.19	114.20	120.30
1	N	71	MET	CG-SD-CE	-11.76	81.38	100.20
3	P	156	ARG	NE-CZ-NH1	11.57	126.08	120.30
2	B	115	ASP	CB-CG-OD1	11.25	128.43	118.30
4	Q	122	ARG	NE-CZ-NH2	-11.12	114.74	120.30
1	N	440	TYR	CB-CG-CD1	-11.11	114.33	121.00
7	G	56	ARG	NE-CZ-NH2	11.09	125.84	120.30
1	A	14	ASP	CB-CG-OD1	-11.01	108.39	118.30
1	N	302[A]	ARG	NE-CZ-NH1	10.84	125.72	120.30
1	N	302[B]	ARG	NE-CZ-NH1	10.84	125.72	120.30
5	E	70	VAL	CA-CB-CG1	-10.57	95.04	110.90
5	E	84	TYR	CZ-CE2-CD2	-10.52	110.33	119.80
11	K	47	ARG	CG-CD-NE	10.50	133.85	111.80
1	A	8	PHE	CB-CG-CD1	10.47	128.13	120.80
10	J	28	ASP	CB-CG-OD2	-10.40	108.94	118.30
9	V	8	GLN	CB-CA-C	10.31	131.02	110.40
9	V	8	GLN	CB-CG-CD	-10.28	84.88	111.60
1	A	400	PHE	CB-CG-CD2	-10.23	113.64	120.80
1	N	372	TYR	CB-CG-CD1	-10.15	114.91	121.00
5	E	73	ASP	CB-CG-OD2	-10.12	109.19	118.30
1	N	486	ASP	CB-CG-OD1	10.11	127.40	118.30
3	P	253	TYR	CB-CG-CD2	-10.09	114.94	121.00
5	E	90	ARG	CD-NE-CZ	10.05	137.68	123.60
5	E	61	PHE	CB-CG-CD1	-9.99	113.81	120.80
1	N	8	PHE	CB-CG-CD2	-9.95	113.84	120.80
6	S	43	LYS	CB-CG-CD	9.91	137.38	111.60
9	I	10	ARG	NE-CZ-NH1	9.84	125.22	120.30
3	C	181	TYR	CZ-CE2-CD2	-9.79	110.99	119.80
11	X	54	ARG	NE-CZ-NH2	9.66	125.13	120.30
1	A	71	MET	CG-SD-CE	-9.62	84.82	100.20
10	W	28	ASP	CB-CG-OD2	-9.61	109.65	118.30

Continued on next page...

Continued from previous page...

Mol	Chain	Res	Type	Atoms	Z	Observed(^{o})	Ideal(^{o})
1	N	366	VAL	CG1-CB-CG2	-9.52	95.66	110.90
9	I	10	ARG	NE-CZ-NH2	-9.50	115.55	120.30
1	N	400	PHE	CB-CG-CD2	-9.46	114.17	120.80
4	D	58	GLU	OE1-CD-OE2	9.35	134.52	123.30
5	E	49	ASP	CB-CG-OD2	9.33	126.69	118.30
3	C	181	TYR	CD1-CE1-CZ	-9.22	111.50	119.80
1	N	251	PHE	CB-CG-CD1	-9.21	114.35	120.80
1	A	372	TYR	CB-CG-CD1	-9.20	115.48	121.00
3	C	181	TYR	CE1-CZ-CE2	9.15	134.45	119.80
5	R	90	ARG	NE-CZ-NH1	-9.09	115.76	120.30
1	A	442	ASP	CB-CG-OD1	-9.06	110.15	118.30
1	A	442	ASP	CB-CG-OD2	9.05	126.44	118.30
4	D	58	GLU	CG-CD-OE2	-9.00	100.31	118.30
1	A	387	PHE	CB-CG-CD1	-8.97	114.52	120.80
2	O	134	ARG	NE-CZ-NH2	-8.90	115.85	120.30
5	E	84	TYR	CG-CD1-CE1	-8.89	114.19	121.30
2	O	33	LEU	CB-CG-CD1	8.87	126.07	111.00
1	N	270	TYR	CB-CG-CD2	-8.81	115.71	121.00
2	O	21	LEU	CB-CG-CD1	-8.78	96.08	111.00
5	E	53	ARG	NE-CZ-NH1	8.72	124.66	120.30
1	N	414	PHE	CB-CG-CD1	-8.72	114.70	120.80
11	X	47	ARG	NE-CZ-NH1	8.71	124.65	120.30
3	C	63	ARG	NE-CZ-NH1	8.69	124.65	120.30
3	C	244	PHE	CD1-CE1-CZ	-8.68	109.69	120.10
1	A	439	ARG	NE-CZ-NH1	8.67	124.64	120.30
3	P	233	PHE	CB-CG-CD2	-8.66	114.74	120.80
7	T	60	PHE	CB-CG-CD2	-8.60	114.78	120.80
2	B	3	TYR	CB-CG-CD2	-8.57	115.86	121.00
9	V	68	ILE	CB-CG1-CD1	-8.57	89.91	113.90
5	E	14	ARG	NE-CZ-NH1	8.56	124.58	120.30
1	A	302[A]	ARG	NE-CZ-NH1	8.52	124.56	120.30
1	A	302[B]	ARG	NE-CZ-NH1	8.52	124.56	120.30
3	C	233	PHE	CB-CG-CD2	-8.50	114.85	120.80
5	R	8	ASP	CB-CG-OD2	-8.50	110.65	118.30
7	T	60	PHE	CB-CG-CD1	8.48	126.74	120.80
4	Q	61	ARG	NE-CZ-NH1	8.47	124.53	120.30
3	P	155	ASP	CB-CG-OD1	8.41	125.87	118.30
2	B	206	PHE	CB-CG-CD1	-8.33	114.97	120.80
3	C	172	TYR	CG-CD2-CE2	8.32	127.96	121.30
7	G	5	LYS	CB-CA-C	8.30	127.00	110.40
4	D	19[A]	ARG	CG-CD-NE	8.28	129.18	111.80
4	D	19[B]	ARG	CG-CD-NE	8.28	129.18	111.80

Continued on next page...

Continued from previous page...

Mol	Chain	Res	Type	Atoms	Z	Observed(^{o})	Ideal(^{o})
3	P	156	ARG	NE-CZ-NH2	-8.22	116.19	120.30
5	R	30	ARG	NE-CZ-NH1	8.18	124.39	120.30
3	P	214	PHE	CB-CG-CD2	-8.17	115.08	120.80
1	A	366	VAL	CG1-CB-CG2	-8.10	97.94	110.90
5	R	30	ARG	NE-CZ-NH2	-8.08	116.26	120.30
2	B	75	LEU	CB-CG-CD2	-8.08	97.27	111.00
1	A	450	TRP	CB-CG-CD1	-8.04	116.54	127.00
1	N	363	LEU	CB-CG-CD2	8.00	124.61	111.00
1	A	440	TYR	CB-CG-CD1	-7.96	116.22	121.00
3	C	153	GLU	OE1-CD-OE2	7.96	132.85	123.30
1	N	430	PHE	CB-CG-CD2	-7.95	115.23	120.80
2	B	134	ARG	NE-CZ-NH1	7.95	124.27	120.30
2	B	141	ARG	NE-CZ-NH2	-7.93	116.34	120.30
3	P	33[A]	MET	CG-SD-CE	7.91	112.86	100.20
3	P	33[B]	MET	CG-SD-CE	7.91	112.86	100.20
2	B	105	TYR	CD1-CE1-CZ	-7.88	112.71	119.80
1	A	7	LEU	CB-CG-CD1	7.84	124.32	111.00
1	A	470	PHE	CB-CG-CD2	-7.76	115.37	120.80
3	P	197	PHE	CB-CG-CD1	-7.71	115.40	120.80
6	F	1	ALA	C-N-CA	7.68	140.91	121.70
3	C	186	PHE	CG-CD1-CE1	-7.66	112.38	120.80
2	O	151	ARG	NE-CZ-NH2	-7.66	116.47	120.30
7	G	56	ARG	NH1-CZ-NH2	-7.64	111.00	119.40
12	L	20	ARG	NE-CZ-NH1	7.63	124.11	120.30
3	P	63	ARG	NE-CZ-NH1	7.63	124.11	120.30
3	C	244	PHE	CB-CG-CD1	-7.62	115.47	120.80
3	C	67	PHE	CB-CG-CD1	-7.60	115.48	120.80
12	Y	20	ARG	NE-CZ-NH1	7.59	124.09	120.30
7	G	60	PHE	CB-CG-CD2	-7.58	115.50	120.80
1	N	439	ARG	NE-CZ-NH1	7.53	124.06	120.30
5	E	57	ARG	NE-CZ-NH1	-7.52	116.54	120.30
2	O	11	ASP	CB-CG-OD2	7.51	125.06	118.30
5	E	100	THR	CA-CB-CG2	-7.51	101.89	112.40
1	N	231	TYR	CB-CG-CD1	-7.42	116.55	121.00
4	Q	127	LYS	CD-CE-NZ	7.42	128.78	111.70
3	P	90	GLU	OE1-CD-OE2	7.41	132.19	123.30
3	P	244	PHE	CD1-CE1-CZ	-7.40	111.22	120.10
1	N	129	TYR	CB-CG-CD1	-7.40	116.56	121.00
4	D	111	PHE	CB-CG-CD1	-7.39	115.62	120.80
5	E	66	ARG	NE-CZ-NH1	7.38	123.99	120.30
1	N	442	ASP	CB-CG-OD2	7.38	124.94	118.30
1	N	129	TYR	CG-CD2-CE2	-7.36	115.41	121.30

Continued on next page...

Continued from previous page...

Mol	Chain	Res	Type	Atoms	Z	Observed(^{o})	Ideal(^{o})
1	N	8	PHE	CB-CG-CD1	7.33	125.93	120.80
1	N	486	ASP	CB-CG-OD2	-7.32	111.71	118.30
7	G	19	LEU	CB-CG-CD1	-7.24	98.69	111.00
4	D	20	ARG	NE-CZ-NH2	7.23	123.92	120.30
9	I	54	TYR	CB-CG-CD1	-7.22	116.67	121.00
2	O	173	ASP	CB-CG-OD1	7.22	124.80	118.30
1	N	212	ASP	CB-CG-OD2	7.21	124.79	118.30
4	Q	19[A]	ARG	NE-CZ-NH2	-7.21	116.70	120.30
4	Q	19[B]	ARG	NE-CZ-NH2	-7.21	116.70	120.30
1	A	270	TYR	CB-CG-CD2	-7.20	116.68	121.00
1	A	35	LEU	CB-CG-CD2	7.19	123.23	111.00
3	P	219	PHE	CB-CG-CD2	-7.17	115.78	120.80
9	I	43	ARG	NE-CZ-NH1	7.14	123.87	120.30
3	P	8	TYR	CZ-CE2-CD2	-7.14	113.37	119.80
4	D	122	ARG	NE-CZ-NH2	-7.13	116.74	120.30
11	K	51	LYS	CD-CE-NZ	-7.12	95.32	111.70
10	J	4	ARG	NE-CZ-NH1	7.10	123.85	120.30
5	E	82	TYR	CB-CG-CD2	-7.09	116.75	121.00
3	P	181	TYR	CB-CG-CD2	-7.06	116.77	121.00
5	R	23	ASP	CB-CG-OD2	7.05	124.65	118.30
1	N	513	LEU	C-N-CA	-7.05	104.08	121.70
4	Q	8	SER	N-CA-C	7.04	130.02	111.00
3	P	198	PHE	CB-CG-CD2	-7.03	115.88	120.80
2	O	206	PHE	CB-CG-CD1	-7.00	115.90	120.80
2	O	147	GLU	OE1-CD-OE2	-6.99	114.91	123.30
1	A	251	PHE	CB-CG-CD1	-6.99	115.91	120.80
9	I	61	GLU	OE1-CD-OE2	-6.99	114.92	123.30
3	P	102	TYR	CB-CG-CD2	-6.97	116.82	121.00
4	Q	19[A]	ARG	CB-CG-CD	6.97	129.73	111.60
4	Q	19[B]	ARG	CB-CG-CD	6.97	129.73	111.60
7	G	50	TYR	CG-CD2-CE2	-6.96	115.73	121.30
4	Q	6	VAL	CB-CA-C	6.96	124.62	111.40
3	C	233	PHE	CD1-CG-CD2	6.96	127.34	118.30
6	S	25	ARG	NE-CZ-NH1	6.96	123.78	120.30
13	M	38	ASP	CB-CG-OD2	-6.94	112.05	118.30
2	O	134	ARG	NE-CZ-NH1	6.91	123.76	120.30
5	E	103	GLU	OE1-CD-OE2	-6.89	115.03	123.30
1	N	213	ARG	NE-CZ-NH2	-6.89	116.86	120.30
1	N	63	PHE	CB-CG-CD2	-6.88	115.98	120.80
1	A	270	TYR	CD1-CE1-CZ	-6.86	113.63	119.80
2	O	108	TYR	CZ-CE2-CD2	-6.85	113.63	119.80
1	A	377	PHE	CB-CG-CD2	-6.85	116.01	120.80

Continued on next page...

Continued from previous page...

Mol	Chain	Res	Type	Atoms	Z	Observed(^{o})	Ideal(^{o})
3	P	253	TYR	CZ-CE2-CD2	-6.85	113.64	119.80
5	R	69	GLU	OE1-CD-OE2	6.84	131.51	123.30
4	D	4	SER	N-CA-C	6.83	129.44	111.00
5	E	103	GLU	O-C-N	6.83	133.62	122.70
3	C	146	TRP	CD1-CG-CD2	-6.81	100.85	106.30
1	A	5	ARG	NE-CZ-NH1	-6.79	116.91	120.30
8	H	63	LEU	CB-CG-CD1	-6.78	99.48	111.00
3	P	214	PHE	CB-CG-CD1	6.77	125.54	120.80
6	F	1	ALA	O-C-N	6.76	133.52	122.70
2	O	65	TRP	CB-CA-C	6.76	123.93	110.40
2	B	133	LEU	CB-CG-CD1	-6.74	99.54	111.00
1	A	109	PHE	CB-CG-CD1	-6.74	116.08	120.80
3	P	97	PHE	CB-CG-CD2	-6.74	116.08	120.80
6	S	25	ARG	NE-CZ-NH2	-6.73	116.94	120.30
1	A	484	THR	CA-CB-CG2	-6.72	102.99	112.40
3	C	94	PHE	CB-CG-CD2	-6.71	116.10	120.80
5	R	60	ASP	CB-CG-OD2	6.68	124.31	118.30
5	E	90	ARG	CB-CG-CD	6.68	128.96	111.60
7	G	18	PHE	CB-CG-CD1	-6.67	116.13	120.80
3	C	101	PHE	CG-CD1-CE1	-6.67	113.46	120.80
4	D	34	SER	O-C-N	-6.67	112.03	122.70
8	H	52	VAL	CB-CA-C	-6.67	98.73	111.40
1	N	7	LEU	CB-CG-CD1	6.65	122.31	111.00
6	F	96	LEU	CA-CB-CG	6.64	130.58	115.30
7	T	7	ASP	N-CA-C	6.64	128.92	111.00
1	N	74	MET	CA-CB-CG	-6.63	102.02	113.30
9	I	15	ARG	NE-CZ-NH2	-6.63	116.99	120.30
4	D	112	GLU	OE1-CD-OE2	-6.62	115.35	123.30
7	T	44	ARG	NE-CZ-NH1	6.60	123.60	120.30
1	N	296	GLY	O-C-N	-6.59	112.16	122.70
3	P	241	TYR	CB-CG-CD1	-6.59	117.05	121.00
1	A	129	TYR	CD1-CG-CD2	6.57	125.13	117.90
9	I	50	PHE	CB-CG-CD1	-6.57	116.20	120.80
1	N	505	PHE	CB-CG-CD2	-6.56	116.21	120.80
1	N	438	ARG	NE-CZ-NH2	-6.53	117.03	120.30
5	E	8	ASP	CB-CG-OD2	-6.53	112.42	118.30
2	O	151	ARG	NE-CZ-NH1	6.53	123.57	120.30
4	Q	124	LEU	CB-CG-CD2	6.52	122.09	111.00
1	A	63	PHE	CB-CG-CD2	-6.52	116.24	120.80
1	A	240	HIS	CA-CB-CG	-6.51	102.53	113.60
5	E	60	ASP	CB-CG-OD1	-6.50	112.45	118.30
6	S	92	VAL	C-N-CD	6.48	142.01	128.40

Continued on next page...

Continued from previous page...

Mol	Chain	Res	Type	Atoms	Z	Observed(^{o})	Ideal(^{o})
1	A	346	PHE	CB-CG-CD2	-6.48	116.27	120.80
3	C	90	GLU	OE1-CD-OE2	6.47	131.07	123.30
1	A	50	ASP	CB-CG-OD2	6.46	124.12	118.30
9	I	4	LEU	CB-CG-CD1	-6.46	100.02	111.00
4	Q	16	TYR	CB-CG-CD1	-6.45	117.13	121.00
4	D	74	SER	CA-CB-OG	-6.45	93.80	111.20
13	M	35	TYR	CG-CD2-CE2	-6.44	116.15	121.30
3	C	146	TRP	CD1-NE1-CE2	-6.43	103.21	109.00
4	D	61	ARG	NE-CZ-NH1	6.43	123.52	120.30
1	A	480	ARG	NE-CZ-NH1	6.43	123.52	120.30
3	C	52	LEU	CB-CG-CD1	-6.43	100.07	111.00
1	N	38	ARG	NE-CZ-NH1	6.42	123.51	120.30
1	N	144	ASP	OD1-CG-OD2	6.41	135.47	123.30
1	N	393	PHE	CB-CG-CD2	-6.39	116.33	120.80
4	Q	51	LEU	CB-CG-CD1	6.38	121.84	111.00
11	X	47	ARG	CD-NE-CZ	6.37	132.51	123.60
1	N	136[A]	LEU	CB-CG-CD2	-6.36	100.19	111.00
1	N	136[B]	LEU	CB-CG-CD2	-6.36	100.19	111.00
2	O	132	GLU	CG-CD-OE1	-6.35	105.61	118.30
3	P	233	PHE	CZ-CE2-CD2	-6.34	112.49	120.10
1	A	344	PHE	CB-CG-CD2	-6.34	116.36	120.80
4	D	99	GLU	OE1-CD-OE2	-6.34	115.69	123.30
7	T	20	THR	CA-CB-CG2	-6.33	103.54	112.40
5	E	84	TYR	CB-CG-CD1	-6.30	117.22	121.00
1	N	364	ASP	CB-CG-OD2	-6.30	112.63	118.30
1	N	35	LEU	CB-CG-CD1	-6.29	100.31	111.00
2	O	132	GLU	CG-CD-OE2	6.29	130.88	118.30
8	H	61	LYS	CD-CE-NZ	6.28	126.15	111.70
8	H	17	ASP	CB-CG-OD1	6.27	123.94	118.30
1	A	285	PHE	CB-CG-CD2	-6.26	116.42	120.80
12	Y	37	PHE	CB-CG-CD2	-6.25	116.43	120.80
5	E	49	ASP	OD1-CG-OD2	-6.25	111.43	123.30
2	B	158	ASP	CB-CG-OD2	-6.24	112.69	118.30
6	S	96	LEU	CB-CG-CD2	6.24	121.60	111.00
9	I	47	TYR	CB-CG-CD2	-6.23	117.26	121.00
1	N	235	PHE	CB-CG-CD2	-6.23	116.44	120.80
4	D	91	PHE	CB-CG-CD2	-6.22	116.45	120.80
1	A	251	PHE	CB-CG-CD2	6.21	125.15	120.80
8	U	75	ARG	NE-CZ-NH2	-6.19	117.20	120.30
1	A	67	PHE	CB-CG-CD1	-6.19	116.47	120.80
1	N	260	TYR	CB-CG-CD2	-6.17	117.30	121.00
12	L	29	PHE	CB-CG-CD2	6.16	125.11	120.80

Continued on next page...

Continued from previous page...

Mol	Chain	Res	Type	Atoms	Z	Observed(^{o})	Ideal(^{o})
1	N	148	PHE	CB-CG-CD2	-6.16	116.49	120.80
6	S	1	ALA	C-N-CA	6.15	137.07	121.70
1	N	387	PHE	CB-CG-CD1	-6.13	116.51	120.80
1	A	213	ARG	NE-CZ-NH1	6.13	123.36	120.30
1	A	372	TYR	CG-CD1-CE1	-6.12	116.41	121.30
1	N	213	ARG	NE-CZ-NH1	6.12	123.36	120.30
1	N	113[A]	LEU	CB-CG-CD1	6.12	121.40	111.00
1	N	113[B]	LEU	CB-CG-CD1	6.12	121.40	111.00
13	M	10	THR	CA-CB-CG2	-6.11	103.84	112.40
3	C	214	PHE	CB-CG-CD1	6.09	125.07	120.80
6	S	94	HIS	N-CA-C	6.09	127.45	111.00
3	P	63	ARG	NE-CZ-NH2	-6.07	117.26	120.30
1	N	240	HIS	CA-CB-CG	-6.07	103.28	113.60
2	O	112	ASP	CB-CG-OD1	6.06	123.75	118.30
10	J	38	LEU	CB-CG-CD1	-6.05	100.71	111.00
6	S	96	LEU	CB-CG-CD1	-6.04	100.73	111.00
3	C	181	TYR	CD1-CG-CD2	6.04	124.54	117.90
5	E	82	TYR	CD1-CE1-CZ	-6.03	114.38	119.80
1	N	476	PHE	CB-CG-CD1	-6.03	116.58	120.80
3	C	233	PHE	CB-CG-CD1	-6.02	116.58	120.80
4	Q	18	ASP	CB-CG-OD2	6.02	123.72	118.30
1	A	2	PHE	CB-CG-CD1	-6.01	116.59	120.80
5	E	70	VAL	CB-CA-C	6.00	122.80	111.40
7	G	3	ALA	N-CA-C	6.00	127.19	111.00
5	R	36	LEU	CB-CG-CD2	-6.00	100.81	111.00
3	C	59	ARG	NE-CZ-NH1	-5.99	117.31	120.30
1	N	253	MET	CA-CB-CG	-5.98	103.13	113.30
3	C	102	TYR	CB-CG-CD2	-5.98	117.41	121.00
12	L	45	LEU	CB-CG-CD1	-5.97	100.85	111.00
1	A	513	LEU	C-N-CA	-5.96	106.79	121.70
4	Q	20	ARG	CD-NE-CZ	5.96	131.94	123.60
1	A	152	LEU	CB-CG-CD2	5.94	121.10	111.00
12	L	46	LYS	CB-CG-CD	-5.94	96.17	111.60
2	B	65	TRP	CB-CA-C	5.93	122.25	110.40
6	F	3	GLY	C-N-CA	5.93	134.74	122.30
1	A	327	LEU	CB-CG-CD1	-5.91	100.95	111.00
2	B	45	MET	CG-SD-CE	5.91	109.66	100.20
2	B	184	LEU	N-CA-CB	-5.90	98.60	110.40
6	S	1	ALA	O-C-N	5.89	132.13	122.70
3	C	197	PHE	CB-CG-CD1	-5.88	116.68	120.80
1	A	450	TRP	CG-CD1-NE1	-5.88	104.22	110.10
5	E	70	VAL	CA-CB-CG2	-5.87	102.09	110.90

Continued on next page...

Continued from previous page...

Mol	Chain	Res	Type	Atoms	Z	Observed(^{o})	Ideal(^{o})
5	R	18	TYR	CB-CG-CD1	-5.87	117.48	121.00
4	D	21	ASP	CB-CG-OD2	5.87	123.58	118.30
1	N	251	PHE	CB-CG-CD2	5.86	124.91	120.80
5	E	61	PHE	CB-CG-CD2	5.86	124.90	120.80
1	A	372	TYR	CD1-CG-CD2	5.85	124.34	117.90
3	P	8	TYR	CB-CG-CD2	-5.85	117.49	121.00
11	K	47	ARG	CB-CG-CD	5.84	126.78	111.60
5	R	52	LEU	CB-CG-CD2	5.83	120.92	111.00
3	P	233	PHE	CD1-CG-CD2	5.82	125.86	118.30
4	Q	63	LYS	CD-CE-NZ	-5.82	98.32	111.70
1	A	486[A]	ASP	CB-CG-OD1	-5.82	113.07	118.30
1	A	486[B]	ASP	CB-CG-OD1	-5.82	113.07	118.30
12	L	29	PHE	CG-CD2-CE2	5.82	127.20	120.80
7	G	19	LEU	CA-CB-CG	-5.81	101.93	115.30
4	D	31[A]	LYS	C-N-CA	-5.81	107.17	121.70
4	D	31[B]	LYS	C-N-CA	-5.81	107.17	121.70
9	V	10	ARG	CG-CD-NE	-5.81	99.60	111.80
1	A	270	TYR	CG-CD2-CE2	-5.81	116.65	121.30
3	C	214	PHE	CB-CG-CD2	-5.81	116.73	120.80
1	A	112	LEU	CD1-CG-CD2	-5.79	93.12	110.50
2	O	158	ASP	CB-CG-OD1	5.79	123.51	118.30
3	P	80[A]	ARG	CD-NE-CZ	-5.78	115.50	123.60
3	P	80[B]	ARG	CD-NE-CZ	-5.78	115.50	123.60
12	L	9	LYS	CD-CE-NZ	-5.78	98.42	111.70
5	E	19	PHE	CB-CG-CD2	-5.77	116.76	120.80
12	L	37	PHE	CB-CG-CD1	-5.76	116.76	120.80
1	N	152	LEU	CD1-CG-CD2	5.76	127.79	110.50
2	B	82	ARG	NH1-CZ-NH2	5.75	125.73	119.40
3	C	172	TYR	CG-CD1-CE1	-5.75	116.70	121.30
6	S	22	LEU	CB-CG-CD1	5.75	120.78	111.00
1	A	136[A]	LEU	CB-CG-CD2	-5.75	101.22	111.00
1	A	136[B]	LEU	CB-CG-CD2	-5.75	101.22	111.00
2	B	32[A]	PHE	O-C-N	5.75	131.90	122.70
2	B	32[B]	PHE	O-C-N	5.75	131.90	122.70
1	N	397	PHE	CB-CG-CD2	-5.74	116.78	120.80
1	A	407	ASP	CB-CG-OD2	5.74	123.46	118.30
1	N	237	PHE	CB-CG-CD2	-5.74	116.79	120.80
3	C	93	PHE	CG-CD1-CE1	5.73	127.10	120.80
1	N	109	PHE	CB-CG-CD2	5.73	124.81	120.80
6	F	3	GLY	N-CA-C	-5.72	98.80	113.10
3	C	16	TRP	NE1-CE2-CD2	5.71	113.00	107.30
1	A	304	TYR	CB-CG-CD2	-5.69	117.58	121.00

Continued on next page...

Continued from previous page...

Mol	Chain	Res	Type	Atoms	Z	Observed(^{o})	Ideal(^{o})
3	P	233	PHE	CG-CD1-CE1	-5.69	114.54	120.80
13	M	26	PHE	CB-CG-CD2	-5.68	116.82	120.80
7	T	18	PHE	CB-CG-CD1	-5.68	116.82	120.80
8	H	75	ARG	NE-CZ-NH2	-5.68	117.46	120.30
9	I	16	ARG	NE-CZ-NH2	-5.68	117.46	120.30
4	D	74	SER	N-CA-CB	-5.67	101.99	110.50
12	L	26	THR	CA-CB-OG1	-5.67	97.09	109.00
3	P	57	TRP	CD1-CG-CD2	5.67	110.84	106.30
5	E	19	PHE	CD1-CE1-CZ	-5.66	113.30	120.10
8	H	9	LYS	CD-CE-NZ	5.66	124.73	111.70
7	G	18	PHE	CB-CG-CD2	5.66	124.76	120.80
5	E	90	ARG	NH1-CZ-NH2	-5.66	113.17	119.40
3	C	146	TRP	CG-CD1-NE1	5.66	115.76	110.10
2	B	112	ASP	CB-CG-OD2	5.65	123.39	118.30
4	D	91	PHE	CG-CD2-CE2	-5.65	114.59	120.80
11	K	54	ARG	CA-C-O	5.65	131.96	120.10
13	M	3	ALA	O-C-N	5.65	131.74	122.70
1	A	403	TYR	CZ-CE2-CD2	-5.65	114.72	119.80
8	H	25	GLN	CA-C-O	5.64	131.95	120.10
1	A	449	MET	CA-CB-CG	-5.64	103.72	113.30
3	P	253	TYR	CD1-CE1-CZ	-5.64	114.73	119.80
6	S	3	GLY	N-CA-C	-5.61	99.08	113.10
1	A	237	PHE	CD1-CG-CD2	5.59	125.57	118.30
4	Q	86	MET	CG-SD-CE	-5.59	91.26	100.20
5	E	61	PHE	CG-CD1-CE1	-5.58	114.66	120.80
9	V	68	ILE	CA-CB-CG2	5.58	122.06	110.90
4	D	122	ARG	NE-CZ-NH1	5.57	123.09	120.30
2	O	108	TYR	CG-CD1-CE1	-5.57	116.84	121.30
1	N	96	ARG	NE-CZ-NH1	5.57	123.09	120.30
4	D	64	PHE	CB-CG-CD1	-5.57	116.90	120.80
8	H	35	ASP	CB-CG-OD1	-5.57	113.29	118.30
4	D	39	ALA	O-C-N	5.56	131.60	122.70
1	N	78	PHE	CB-CG-CD2	-5.56	116.91	120.80
3	P	253	TYR	CD1-CG-CD2	5.56	124.02	117.90
1	A	113[A]	LEU	O-C-N	-5.56	113.80	122.70
1	A	113[B]	LEU	O-C-N	-5.56	113.80	122.70
3	C	146	TRP	CG-CD2-CE3	-5.56	128.90	133.90
3	P	236	GLU	CA-CB-CG	-5.56	101.17	113.40
3	C	16	TRP	CD1-NE1-CE2	-5.56	104.00	109.00
5	E	30	ARG	NE-CZ-NH2	-5.56	117.52	120.30
1	A	148	PHE	CB-CG-CD2	-5.54	116.92	120.80
9	I	47	TYR	CB-CG-CD1	5.54	124.32	121.00

Continued on next page...

Continued from previous page...

Mol	Chain	Res	Type	Atoms	Z	Observed(^{o})	Ideal(^{o})
6	S	92	VAL	CB-CA-C	5.54	121.92	111.40
1	A	310	MET	CA-CB-CG	-5.54	103.89	113.30
1	N	456	MET	CA-CB-CG	-5.52	103.91	113.30
5	R	106	LEU	CB-CG-CD2	-5.51	101.63	111.00
1	A	348	PHE	CB-CG-CD2	-5.50	116.95	120.80
7	G	56	ARG	NE-CZ-NH1	5.50	123.05	120.30
1	A	212	ASP	CB-CG-OD2	5.50	123.25	118.30
4	D	16	TYR	CB-CG-CD2	-5.50	117.70	121.00
4	D	55	GLU	OE1-CD-OE2	-5.49	116.72	123.30
8	H	35	ASP	CB-CG-OD2	5.49	123.24	118.30
1	A	110	LEU	CB-CG-CD2	-5.48	101.68	111.00
1	N	379	TYR	CB-CG-CD2	-5.48	117.71	121.00
2	O	139	ASP	CB-CG-OD2	5.47	123.23	118.30
1	A	390	MET	CG-SD-CE	5.47	108.95	100.20
2	B	59	GLN	N-CA-CB	5.47	120.44	110.60
2	O	116	LEU	CB-CG-CD2	-5.46	101.72	111.00
7	T	8	HIS	N-CA-C	5.46	125.74	111.00
8	U	38	ARG	NE-CZ-NH2	-5.46	117.57	120.30
7	G	44	ARG	CB-CG-CD	-5.46	97.42	111.60
1	N	98	ASN	N-CA-CB	-5.45	100.78	110.60
1	A	296	GLY	O-C-N	-5.45	113.98	122.70
9	V	29	LEU	CB-CG-CD1	5.45	120.26	111.00
5	R	84	TYR	CG-CD1-CE1	-5.44	116.95	121.30
1	N	310	MET	CG-SD-CE	-5.44	91.50	100.20
1	N	159	LEU	CB-CG-CD1	-5.43	101.76	111.00
7	T	5	LYS	CB-CA-C	5.42	121.23	110.40
3	C	95	THR	OG1-CB-CG2	-5.42	97.54	110.00
4	Q	6	VAL	CA-CB-CG1	5.42	119.03	110.90
1	A	159	LEU	CB-CG-CD1	-5.42	101.79	111.00
1	N	430	PHE	CD1-CG-CD2	5.41	125.33	118.30
12	L	20	ARG	CG-CD-NE	-5.40	100.47	111.80
1	N	212	ASP	CB-CG-OD1	-5.40	113.44	118.30
1	N	96	ARG	N-CA-CB	-5.39	100.89	110.60
4	D	16	TYR	CG-CD2-CE2	-5.38	117.00	121.30
4	D	86	MET	CA-CB-CG	-5.38	104.16	113.30
7	G	16	TRP	O-C-N	5.38	131.30	122.70
9	I	45	LYS	CD-CE-NZ	-5.37	99.36	111.70
1	N	102	PHE	CB-CG-CD1	-5.36	117.05	120.80
1	A	445	ASP	CB-CG-OD1	-5.35	113.48	118.30
3	C	233	PHE	CG-CD2-CE2	-5.35	114.92	120.80
1	N	221	ASP	CB-CG-OD2	-5.35	113.48	118.30
11	X	47	ARG	NH1-CZ-NH2	-5.34	113.52	119.40

Continued on next page...

Continued from previous page...

Mol	Chain	Res	Type	Atoms	Z	Observed(^{o})	Ideal(^{o})
1	A	103	TRP	CD1-CG-CD2	5.34	110.57	106.30
4	Q	125	ASP	CB-CG-OD1	-5.34	113.49	118.30
3	C	233	PHE	CG-CD1-CE1	-5.33	114.94	120.80
5	E	8	ASP	CB-CG-OD1	5.32	123.09	118.30
7	G	16	TRP	CD1-CG-CD2	5.32	110.56	106.30
1	A	237	PHE	CB-CG-CD1	-5.32	117.08	120.80
1	N	253	MET	CG-SD-CE	-5.31	91.70	100.20
12	Y	21	LEU	CB-CG-CD2	-5.31	101.97	111.00
3	P	51[A]	MET	CA-CB-CG	-5.31	104.27	113.30
3	P	51[B]	MET	CA-CB-CG	-5.31	104.27	113.30
4	D	18	ASP	CB-CG-OD1	5.30	123.07	118.30
6	S	81	ARG	NE-CZ-NH2	-5.30	117.65	120.30
5	E	107	ASP	CB-CG-OD2	5.29	123.06	118.30
1	A	372	TYR	CZ-CE2-CD2	-5.28	115.04	119.80
3	P	244	PHE	CG-CD2-CE2	-5.28	114.99	120.80
1	A	237	PHE	CB-CG-CD2	-5.27	117.11	120.80
1	N	172	LYS	CD-CE-NZ	-5.27	99.57	111.70
1	N	210	LEU	CB-CG-CD2	-5.27	102.04	111.00
1	N	288	TRP	CD1-NE1-CE2	-5.27	104.25	109.00
1	A	363	LEU	CB-CG-CD1	5.27	119.96	111.00
2	B	139	ASP	CB-CG-OD2	5.26	123.04	118.30
4	D	31[A]	LYS	CD-CE-NZ	-5.26	99.59	111.70
4	D	31[B]	LYS	CD-CE-NZ	-5.26	99.59	111.70
6	S	64	GLU	CA-C-N	-5.26	105.62	117.20
8	U	76	ARG	NE-CZ-NH2	-5.26	117.67	120.30
1	A	473	TRP	CD1-CG-CD2	5.26	110.51	106.30
2	B	32[A]	PHE	CB-CG-CD1	-5.26	117.12	120.80
2	B	32[B]	PHE	CB-CG-CD1	-5.26	117.12	120.80
7	G	17	ARG	NE-CZ-NH1	5.26	122.93	120.30
4	D	31[A]	LYS	CA-CB-CG	5.26	124.96	113.40
4	D	31[B]	LYS	CA-CB-CG	5.26	124.96	113.40
3	P	28	THR	CA-CB-CG2	-5.25	105.05	112.40
9	V	10	ARG	CD-NE-CZ	5.25	130.95	123.60
3	C	76	GLN	CB-CG-CD	5.25	125.25	111.60
1	N	495	LEU	CB-CG-CD1	5.25	119.92	111.00
3	P	16	TRP	CG-CD1-NE1	-5.24	104.86	110.10
2	B	86	MET	CG-SD-CE	5.24	108.58	100.20
3	P	227	PHE	CB-CG-CD1	-5.24	117.13	120.80
2	B	65	TRP	CA-CB-CG	5.24	123.65	113.70
2	B	91	ASN	N-CA-C	5.24	125.14	111.00
1	A	445	ASP	CB-CG-OD2	5.23	123.01	118.30
1	A	502	TYR	CB-CG-CD2	-5.23	117.86	121.00

Continued on next page...

Continued from previous page...

Mol	Chain	Res	Type	Atoms	Z	Observed(^{o})	Ideal(^{o})
5	E	63	SER	O-C-N	5.23	131.07	122.70
5	R	44	GLU	OE1-CD-OE2	-5.23	117.02	123.30
1	A	129	TYR	CG-CD2-CE2	-5.23	117.12	121.30
1	N	54	TYR	CG-CD2-CE2	-5.23	117.12	121.30
2	O	184	LEU	N-CA-CB	-5.23	99.95	110.40
1	N	514	LYS	CA-C-O	-5.22	109.14	120.10
1	N	447	TYR	CB-CG-CD1	5.22	124.13	121.00
3	C	197	PHE	CG-CD1-CE1	-5.20	115.08	120.80
3	P	253	TYR	CE1-CZ-CE2	5.20	128.12	119.80
3	C	80[A]	ARG	NE-CZ-NH1	-5.19	117.70	120.30
3	C	80[B]	ARG	NE-CZ-NH1	-5.19	117.70	120.30
3	C	215	LEU	CB-CG-CD1	-5.19	102.18	111.00
1	A	244	TYR	CB-CG-CD2	-5.18	117.89	121.00
4	D	16	TYR	CE1-CZ-CE2	5.17	128.08	119.80
1	N	156	SER	N-CA-CB	-5.17	102.74	110.50
1	A	366	VAL	CA-CB-CG2	-5.17	103.14	110.90
2	B	141	ARG	NE-CZ-NH1	5.16	122.88	120.30
3	P	182	TYR	CZ-CE2-CD2	5.16	124.45	119.80
5	R	23	ASP	CB-CG-OD1	-5.16	113.66	118.30
3	C	8	TYR	CZ-CE2-CD2	-5.15	115.16	119.80
3	C	41	THR	CA-CB-CG2	-5.14	105.20	112.40
6	F	94	HIS	C-N-CA	5.14	134.56	121.70
1	N	270	TYR	CD1-CE1-CZ	-5.14	115.17	119.80
3	C	244	PHE	CE1-CZ-CE2	5.14	129.25	120.00
5	E	73	ASP	OD1-CG-OD2	5.14	133.06	123.30
1	A	454	SER	N-CA-CB	-5.14	102.80	110.50
7	G	2	SER	CA-CB-OG	5.14	125.07	111.20
1	N	346	PHE	CG-CD2-CE2	-5.14	115.15	120.80
4	D	45	LYS	CG-CD-CE	5.13	127.30	111.90
1	N	35	LEU	CA-CB-CG	-5.13	103.49	115.30
1	A	323	TRP	CD1-NE1-CE2	-5.13	104.38	109.00
13	Z	27	LEU	CB-CG-CD2	5.13	119.72	111.00
2	B	227	LEU	CB-CG-CD2	-5.13	102.28	111.00
6	F	65	ASP	CB-CG-OD1	-5.13	113.69	118.30
3	P	190	ASP	CB-CG-OD2	-5.12	113.69	118.30
4	D	104	TYR	CG-CD2-CE2	-5.12	117.21	121.30
1	N	285	PHE	CB-CG-CD2	-5.11	117.22	120.80
7	G	64	ASP	OD1-CG-OD2	5.11	133.01	123.30
4	Q	16	TYR	CE1-CZ-CE2	5.11	127.98	119.80
4	D	61	ARG	NE-CZ-NH2	-5.11	117.75	120.30
1	A	153	ALA	N-CA-CB	-5.10	102.96	110.10
1	A	166	THR	CA-CB-CG2	-5.10	105.26	112.40

Continued on next page...

Continued from previous page...

Mol	Chain	Res	Type	Atoms	Z	Observed(^{o})	Ideal(^{o})
3	P	225	PHE	CB-CG-CD1	-5.09	117.23	120.80
2	B	133	LEU	CB-CG-CD2	-5.09	102.35	111.00
7	T	50	TYR	CB-CG-CD2	-5.09	117.95	121.00
4	D	73	ARG	CB-CG-CD	-5.09	98.37	111.60
1	N	54	TYR	CD1-CE1-CZ	-5.09	115.22	119.80
8	U	8	ILE	CB-CA-C	5.09	121.77	111.60
3	C	60	ASP	CB-CG-OD2	-5.08	113.72	118.30
4	D	30	VAL	O-C-N	-5.08	114.58	122.70
10	W	23	LYS	CD-CE-NZ	-5.07	100.03	111.70
5	E	103	GLU	CG-CD-OE1	5.07	128.43	118.30
1	N	189	MET	CB-CG-SD	-5.06	97.21	112.40
2	O	214	VAL	CG1-CB-CG2	5.06	119.00	110.90
4	D	19[A]	ARG	CD-NE-CZ	5.06	130.69	123.60
4	D	19[B]	ARG	CD-NE-CZ	5.06	130.69	123.60
5	E	93	LEU	CB-CG-CD1	-5.06	102.40	111.00
5	E	18	TYR	N-CA-CB	-5.06	101.50	110.60
9	I	35	TYR	CB-CG-CD2	-5.05	117.97	121.00
3	P	44[A]	MET	CG-SD-CE	5.05	108.28	100.20
3	P	44[B]	MET	CG-SD-CE	5.05	108.28	100.20
3	P	181	TYR	CD1-CE1-CZ	-5.05	115.25	119.80
1	A	379	TYR	CZ-CE2-CD2	-5.05	115.26	119.80
4	Q	59	LEU	CB-CG-CD2	-5.05	102.42	111.00
3	C	236	GLU	CA-CB-CG	-5.04	102.31	113.40
13	Z	1	ILE	CG1-CB-CG2	-5.04	100.31	111.40
3	P	49	THR	CA-CB-CG2	-5.04	105.34	112.40
13	Z	26	PHE	CB-CG-CD2	-5.04	117.27	120.80
8	U	46	LYS	CB-CA-C	5.04	120.47	110.40
1	A	450	TRP	CB-CG-CD2	5.03	133.14	126.60
10	J	15	ASP	CB-CG-OD2	5.03	122.83	118.30
1	N	300	ASP	CB-CG-OD1	5.03	122.83	118.30
3	P	244	PHE	CB-CG-CD1	-5.03	117.28	120.80
4	Q	24	LEU	CB-CG-CD1	-5.03	102.45	111.00
1	A	237	PHE	CG-CD1-CE1	-5.03	115.27	120.80
2	O	68	LEU	CB-CG-CD1	5.02	119.54	111.00
7	G	2	SER	C-N-CA	5.02	134.25	121.70
3	P	80[A]	ARG	NE-CZ-NH1	-5.02	117.79	120.30
3	P	80[B]	ARG	NE-CZ-NH1	-5.02	117.79	120.30
1	A	181	THR	OG1-CB-CG2	-5.02	98.46	110.00
1	N	346	PHE	CD1-CE1-CZ	-5.01	114.08	120.10
2	B	173	ASP	CB-CG-OD1	5.01	122.81	118.30
12	L	14	SER	N-CA-CB	-5.01	102.98	110.50
2	B	151	ARG	CD-NE-CZ	-5.01	116.59	123.60

Continued on next page...

Continued from previous page...

Mol	Chain	Res	Type	Atoms	Z	Observed(^{o})	Ideal(^{o})
1	N	369	ASP	CB-CG-OD2	-5.00	113.80	118.30
3	P	238	ALA	N-CA-CB	-5.00	103.09	110.10
3	P	181	TYR	CE1-CZ-CE2	5.00	127.80	119.80

There are no chirality outliers.

All (22) planarity outliers are listed below:

Mol	Chain	Res	Type	Group
1	A	296	GLY	Mainchain
1	A	304	TYR	Sidechain
1	A	379	TYR	Sidechain
1	A	38	ARG	Sidechain
2	B	110	TYR	Sidechain
2	B	151	ARG	Sidechain
2	B	68	LEU	Mainchain
3	C	133	ASN	Sidechain
5	E	49	ASP	Sidechain
5	E	88	GLU	Sidechain
6	F	93	PRO	Peptide
7	G	18	PHE	Sidechain
10	J	57	HIS	Peptide
11	K	39	GLU	Mainchain
13	M	14	GLU	Sidechain
1	N	240	HIS	Sidechain
1	N	296	GLY	Mainchain
1	N	304	TYR	Sidechain
4	Q	8	SER	Peptide
6	S	92	VAL	Mainchain
6	S	93	PRO	Peptide
7	T	40	GLY	Peptide

5.2 Too-close contacts (i)

In the following table, the Non-H and H(model) columns list the number of non-hydrogen atoms and hydrogen atoms in the chain respectively. The H(added) column lists the number of hydrogen atoms added and optimized by MolProbity. The Clashes column lists the number of clashes within the asymmetric unit, whereas Symm-Clashes lists symmetry-related clashes.

Mol	Chain	Non-H	H(model)	H(added)	Clashes	Symm-Clashes
1	A	4168	0	4137	74	0
1	N	4154	0	4129	81	0

Continued on next page...

Continued from previous page...

Mol	Chain	Non-H	H(model)	H(added)	Clashes	Symm-Clashes
2	B	1899	0	1898	65	0
2	O	1870	0	1868	40	0
3	C	2185	0	2097	38	0
3	P	2185	0	2097	51	0
4	D	1242	0	1235	19	0
4	Q	1224	0	1211	25	0
5	E	852	0	845	1	0
5	R	863	0	857	8	2
6	F	778	0	754	27	0
6	S	763	0	742	42	0
7	G	686	0	651	42	0
7	T	686	0	651	45	0
8	H	662	0	623	24	0
8	U	662	0	623	15	0
9	I	601	0	613	17	2
9	V	601	0	613	13	0
10	J	460	0	459	13	0
10	W	469	0	464	9	0
11	K	384	0	366	6	0
11	X	391	0	374	4	0
12	L	380	0	380	19	0
12	Y	388	0	388	29	0
13	M	335	0	352	7	0
13	Z	335	0	352	5	0
14	A	120	0	107	10	0
14	N	120	0	107	11	0
15	A	1	0	0	0	0
15	N	1	0	0	0	0
16	A	1	0	0	0	0
16	N	1	0	0	0	0
17	A	1	0	0	0	0
17	N	1	0	0	0	0
18	A	2	0	0	1	0
18	N	2	0	0	1	0
19	A	102	0	152	11	0
19	C	102	0	152	8	0
19	N	51	0	76	1	0
19	P	102	0	152	9	0
19	Q	51	0	76	11	0
20	B	63	0	109	3	0
20	D	63	0	106	21	0
20	L	63	0	110	19	0

Continued on next page...

Continued from previous page...

Mol	Chain	Non-H	H(model)	H(added)	Clashes	Symm-Clashes
20	N	63	0	110	6	0
20	Q	63	0	110	15	0
20	Y	63	0	110	23	0
21	B	2	0	0	0	0
21	O	2	0	0	0	0
22	B	29	0	39	0	0
22	C	58	0	77	3	0
22	J	29	0	37	6	0
22	O	29	0	39	0	0
22	P	58	0	77	7	0
22	W	29	0	38	6	0
23	B	52	0	80	13	0
23	O	52	0	80	19	0
24	C	1	0	0	0	0
24	P	1	0	0	0	0
25	C	100	0	154	26	0
25	G	100	0	156	37	0
25	P	100	0	156	24	0
25	T	100	0	156	28	0
26	C	53	0	77	13	0
26	G	106	0	154	16	0
26	P	53	0	77	16	0
26	T	106	0	154	18	0
27	F	1	0	0	0	0
27	S	1	0	0	0	0
28	J	33	0	42	5	0
28	M	33	0	42	0	0
28	P	33	0	42	10	0
28	Z	33	0	42	0	0
29	A	297	0	0	17	0
29	B	274	0	0	13	0
29	C	176	0	0	8	0
29	D	266	0	0	5	0
29	E	178	0	0	2	0
29	F	199	0	0	9	0
29	G	100	0	0	7	0
29	H	122	0	0	8	0
29	I	88	0	0	2	0
29	J	63	0	0	2	0
29	K	69	0	0	4	0
29	L	48	0	0	2	0
29	M	47	0	0	0	0

Continued on next page...

Continued from previous page...

Mol	Chain	Non-H	H(model)	H(added)	Clashes	Symm-Clashes
29	N	290	0	0	12	0
29	O	243	0	0	4	0
29	P	173	0	0	8	0
29	Q	164	0	0	8	0
29	R	151	0	0	4	0
29	S	186	0	0	9	0
29	T	94	0	0	3	0
29	U	110	0	0	5	0
29	V	71	0	0	2	0
29	W	58	0	0	1	0
29	X	57	0	0	1	0
29	Y	40	0	0	3	0
29	Z	37	0	0	0	0
All	All	35054	0	31975	816	2

The all-atom clashscore is defined as the number of clashes found per 1000 atoms (including hydrogen atoms). The all-atom clashscore for this structure is 13.

All (816) close contacts within the same asymmetric unit are listed below, sorted by their clash magnitude.

Atom-1	Atom-2	Interatomic distance (Å)	Clash overlap (Å)
19:C:302:PGV:C21	19:C:302:PGV:C22	1.77	1.62
26:T:101:PEK:C3	26:T:101:PEK:C2	1.76	1.56
2:B:1:FME:CN	2:B:1:FME:N	1.70	1.53
3:P:224:LYS:CE	3:P:224:LYS:NZ	1.77	1.47
20:D:201:TGL:OG2	20:D:201:TGL:CB1	1.63	1.47
1:N:302[B]:ARG:NH1	1:N:361:SER:CB	1.76	1.47
1:N:302[B]:ARG:HH12	1:N:361:SER:CB	1.27	1.45
5:R:46:LYS:CE	5:R:46:LYS:NZ	1.73	1.45
12:Y:20:ARG:HH22	12:Y:24[B]:MET:CE	1.36	1.37
12:Y:20:ARG:NH2	20:Y:101:TGL:HC32	1.35	1.37
2:B:22[B]:HIS:CE1	9:I:44:LYS:HE3	1.65	1.31
12:L:20:ARG:NH2	20:L:101:TGL:HC32	1.43	1.31
26:C:306:PEK:H383	25:G:102:CDL:C27	1.62	1.26
2:O:22[B]:HIS:CE1	9:V:44:LYS:HE2	1.70	1.25
18:A:606:PER:O2	18:A:606:PER:O1	1.55	1.24
2:B:115:ASP:HB3	29:B:601:HOH:O	1.34	1.23
1:N:302[B]:ARG:NH1	1:N:361:SER:HB2	0.92	1.22
6:S:76:LYS:CE	6:S:93:PRO:HG2	1.68	1.22
18:N:606:PER:O2	18:N:606:PER:O1	1.55	1.21
4:D:100[B]:LYS:HE2	29:D:401:HOH:O	1.40	1.17

Continued on next page...

Continued from previous page...

Atom-1	Atom-2	Interatomic distance (Å)	Clash overlap (Å)
12:Y:20:ARG:NH2	12:Y:24[B]:MET:CE	2.07	1.17
7:G:5:LYS:HG3	26:G:103:PEK:H371	1.28	1.15
12:L:9:LYS:HE3	29:L:224:HOH:O	1.42	1.15
2:B:1:FME:N	2:B:1:FME:O1	1.80	1.14
29:P:436:HOH:O	6:S:1:ALA:HB2	1.45	1.14
23:O:303:PSC:H12	23:O:303:PSC:C34	1.77	1.13
6:S:85:CYS:SG	6:S:87[A]:THR:HG23	1.88	1.13
20:Q:202:TGL:H362	9:V:20:HIS:HE1	1.12	1.12
11:K:54:ARG:HD2	29:K:141:HOH:O	1.45	1.12
8:H:9:LYS:CE	8:H:9:LYS:HA	1.79	1.11
26:C:306:PEK:H383	25:G:102:CDL:H273	1.13	1.11
26:P:308:PEK:H383	25:T:103:CDL:H273	1.21	1.10
7:G:84:LYS:H	7:G:84:LYS:HD2	1.11	1.09
26:P:308:PEK:C38	25:T:103:CDL:H273	1.82	1.09
1:A:136[B]:LEU:HD11	29:A:988:HOH:O	1.52	1.09
20:D:201:TGL:OG2	20:D:201:TGL:CB2	2.01	1.08
8:H:9:LYS:HA	8:H:9:LYS:HE2	1.33	1.08
1:A:486[B]:ASP:OD2	4:D:19[B]:ARG:HD2	1.52	1.08
12:Y:20:ARG:HH22	12:Y:24[B]:MET:HE1	0.90	1.07
6:S:19:GLU:HG2	29:S:314:HOH:O	1.54	1.07
1:A:513:LEU:O	1:A:514:LYS:HB2	1.54	1.06
1:N:513:LEU:O	1:N:514:LYS:HB2	1.52	1.06
23:O:303:PSC:H12	23:O:303:PSC:H342	1.34	1.06
26:T:102:PEK:H361	25:T:103:CDL:H872	1.32	1.06
6:S:76:LYS:HE2	6:S:93:PRO:HG2	1.11	1.05
12:Y:20:ARG:NH2	12:Y:24[B]:MET:HE1	1.69	1.05
26:C:306:PEK:C38	25:G:102:CDL:C27	2.33	1.05
19:Q:201:PGV:C2	19:Q:201:PGV:H011	1.84	1.05
2:B:22[B]:HIS:CE1	9:I:44:LYS:CE	2.40	1.04
12:Y:24[B]:MET:SD	20:Y:101:TGL:HC21	1.97	1.04
12:L:14:SER:H	20:L:101:TGL:HC31	1.17	1.04
1:N:417[A]:MET:HE2	29:N:880:HOH:O	1.56	1.04
4:Q:9:GLU:HB3	29:Q:427:HOH:O	1.54	1.03
20:Y:101:TGL:HC41	20:Y:101:TGL:OC1	1.21	1.03
1:A:282:PHE:HA	7:T:4:ALA:HB3	1.41	1.03
12:Y:20:ARG:HH21	20:Y:101:TGL:CC3	1.72	1.02
19:A:608:PGV:H311	13:M:19:LEU:HD23	1.41	1.02
1:N:483:LEU:HD13	4:Q:6:VAL:HB	1.39	1.02
1:N:513:LEU:O	1:N:514:LYS:CB	2.04	1.02
4:Q:65:LYS:HE3	29:Q:421:HOH:O	1.55	1.02
12:Y:20:ARG:NH2	20:Y:101:TGL:CC3	2.23	1.01

Continued on next page...

Continued from previous page...

Atom-1	Atom-2	Interatomic distance (Å)	Clash overlap (Å)
5:E:90:ARG:HD2	29:E:311:HOH:O	1.58	1.01
26:P:308:PEK:C38	25:T:103:CDL:C27	2.39	1.01
1:N:302[B]:ARG:HH11	1:N:361:SER:HB2	1.19	1.01
20:Q:202:TGL:H362	9:V:20:HIS:CE1	1.97	0.99
7:G:5:LYS:HB2	26:G:103:PEK:H351	1.45	0.98
7:G:11:TPO:HG22	7:G:16:TRP:HE1	1.28	0.98
29:A:964:HOH:O	20:D:201:TGL:HC31	1.62	0.98
1:N:486:ASP:OD2	4:Q:19[B]:ARG:HD2	1.64	0.97
2:B:49:LYS:HE2	29:B:609:HOH:O	1.65	0.97
12:Y:14:SER:H	20:Y:101:TGL:HC31	1.31	0.95
6:F:1:ALA:HB3	6:S:65:ASP:OD1	1.67	0.95
1:A:178[B]:GLN:NE2	29:A:701:HOH:O	1.97	0.95
26:C:306:PEK:C38	25:G:102:CDL:H273	1.93	0.94
25:G:102:CDL:C24	25:G:102:CDL:H541	1.96	0.94
26:P:308:PEK:H382	25:T:103:CDL:C27	1.98	0.94
7:G:4:ALA:CB	1:N:282:PHE:HA	1.98	0.94
23:O:303:PSC:H342	23:O:303:PSC:C12	1.96	0.94
26:P:308:PEK:H051	29:P:476:HOH:O	1.67	0.93
6:S:76:LYS:HE2	6:S:93:PRO:CG	1.99	0.93
3:C:67:PHE:HE1	25:C:303:CDL:H1	1.35	0.92
12:L:20:ARG:HH22	20:L:101:TGL:CC3	1.81	0.92
2:O:22[B]:HIS:HE1	9:V:44:LYS:HE2	1.27	0.92
1:N:178[B]:GLN:HG3	1:N:186:TRP:CZ2	2.04	0.92
25:T:103:CDL:H242	25:T:103:CDL:H541	1.48	0.92
2:B:22[B]:HIS:HE1	9:I:44:LYS:HE3	1.11	0.91
2:B:56:MET:HA	23:B:304:PSC:H201	1.51	0.91
3:C:180[B]:GLU:HG2	29:C:422:HOH:O	1.70	0.91
19:Q:201:PGV:H011	19:Q:201:PGV:H22	1.51	0.91
3:C:51[B]:MET:HE2	25:C:303:CDL:H391	1.53	0.90
23:O:303:PSC:H71	29:V:170:HOH:O	1.69	0.90
3:C:224:LYS:CD	25:C:303:CDL:HB31	2.00	0.90
2:B:1:FME:CN	2:B:1:FME:CA	2.49	0.90
1:A:282:PHE:HA	7:T:4:ALA:CB	2.01	0.89
8:U:9:LYS:HG2	29:U:187:HOH:O	1.71	0.89
1:A:486[B]:ASP:OD2	4:D:19[B]:ARG:CD	2.20	0.89
7:G:72:ASN:H	7:G:76:ASN:HD22	1.17	0.89
19:A:607:PGV:H343	26:G:101:PEK:H382	1.55	0.88
12:L:20:ARG:HH22	20:L:101:TGL:HC32	1.12	0.88
1:A:417[B]:MET:CE	29:A:816:HOH:O	2.21	0.88
12:Y:20:ARG:NH2	12:Y:24[B]:MET:SD	2.47	0.88
23:B:304:PSC:H02	23:B:304:PSC:H212	1.54	0.88

Continued on next page...

Continued from previous page...

Atom-1	Atom-2	Interatomic distance (Å)	Clash overlap (Å)
3:P:156:ARG:HE	22:P:305:CHD:H232	1.38	0.88
3:P:67:PHE:HE1	25:P:304:CDL:H1	1.39	0.87
4:D:19[A]:ARG:NH2	4:D:21:ASP:OD1	2.07	0.87
20:Y:101:TGL:OC1	20:Y:101:TGL:CC4	2.17	0.87
12:L:20:ARG:NH2	20:L:101:TGL:CC3	2.34	0.86
4:Q:6:VAL:HG12	4:Q:10:ASP:OD2	1.74	0.86
7:T:72:ASN:H	7:T:76:ASN:HD22	1.19	0.86
4:Q:9:GLU:OE2	4:Q:9:GLU:HA	1.76	0.86
2:B:22[B]:HIS:HE1	9:I:44:LYS:CE	1.79	0.85
25:G:102:CDL:H212	1:N:311[A]:ILE:CD1	2.07	0.85
23:O:303:PSC:H12	23:O:303:PSC:H343	1.58	0.85
6:S:75:HIS:H	6:S:80:GLN:HE22	1.21	0.85
1:A:178[B]:GLN:HG3	7:T:7:ASP:OD2	1.77	0.85
10:J:49:CYS:HB3	28:J:101:DMU:H9	1.58	0.84
6:S:94:HIS:CD2	6:S:95:GLN:H	1.93	0.84
1:N:136[B]:LEU:HD11	29:N:976:HOH:O	1.77	0.84
7:G:84:LYS:H	7:G:84:LYS:CD	1.89	0.84
2:O:29[B]:MET:SD	2:O:33:LEU:HD22	2.18	0.83
7:G:4:ALA:HB1	1:N:282:PHE:HA	1.59	0.83
1:N:417[A]:MET:CE	29:N:880:HOH:O	2.19	0.83
6:F:75:HIS:H	6:F:80:GLN:HE22	1.26	0.83
1:N:514:LYS:HA	6:S:38:ALA:HB3	1.61	0.83
1:N:321:PHE:CD2	23:O:303:PSC:H341	2.12	0.83
1:A:513:LEU:O	1:A:514:LYS:CB	2.27	0.82
3:C:224:LYS:HE3	25:C:303:CDL:HB31	1.61	0.82
12:Y:24[B]:MET:HG2	20:Y:101:TGL:HA22	1.61	0.82
25:G:102:CDL:H352	2:O:78:LEU:HD12	1.59	0.82
19:Q:201:PGV:H011	19:Q:201:PGV:H21	1.61	0.82
1:N:28:MET:CE	14:N:601:HEA:H271	2.10	0.81
25:G:102:CDL:H541	25:G:102:CDL:H241	1.61	0.81
20:D:201:TGL:CB1	20:D:201:TGL:CG2	2.57	0.81
26:P:308:PEK:H383	25:T:103:CDL:C27	2.04	0.81
7:T:30:LEU:HD21	25:T:103:CDL:H471	1.61	0.81
19:Q:201:PGV:H311	13:Z:19:LEU:HD23	1.63	0.81
6:F:85:CYS:SG	6:F:87[A]:THR:HG23	2.21	0.81
6:S:94:HIS:HA	29:S:318:HOH:O	1.81	0.81
12:L:20:ARG:HH21	20:L:101:TGL:HC32	1.42	0.81
3:P:63:ARG:HE	25:P:304:CDL:CA2	1.93	0.80
8:H:9:LYS:CE	8:H:9:LYS:CA	2.53	0.80
3:C:161[A]:GLN:HE22	26:C:306:PEK:C2	1.95	0.80
2:B:16[B]:ILE:HG23	29:B:523:HOH:O	1.80	0.79

Continued on next page...

Continued from previous page...

Atom-1	Atom-2	Interatomic distance (Å)	Clash overlap (Å)
25:T:103:CDL:H181	25:T:103:CDL:H511	1.61	0.79
7:G:37:LEU:HD21	25:G:102:CDL:H361	1.65	0.79
6:F:54[A]:ASN:HD22	6:F:54[A]:ASN:H	1.29	0.79
20:Q:202:TGL:H352	9:V:16:ARG:HE	1.46	0.79
26:P:308:PEK:H382	25:T:103:CDL:H272	1.64	0.79
4:Q:19[A]:ARG:HG2	4:Q:21:ASP:OD1	1.81	0.79
3:P:160:LEU:HD13	22:P:305:CHD:H181	1.65	0.79
12:Y:20:ARG:HH21	20:Y:101:TGL:HC32	0.89	0.79
3:C:67:PHE:CE1	25:C:303:CDL:H1	2.18	0.78
12:Y:24[B]:MET:SD	20:Y:101:TGL:CC2	2.72	0.78
2:B:87[B]:MET:HE2	29:B:417:HOH:O	1.80	0.78
3:C:224:LYS:CE	25:C:303:CDL:HB31	2.11	0.78
3:P:156:ARG:HE	22:P:305:CHD:C23	1.96	0.78
3:C:63:ARG:HE	25:C:303:CDL:CA2	1.96	0.78
8:H:9:LYS:HE2	8:H:9:LYS:CA	2.13	0.78
1:A:178[B]:GLN:CD	1:A:178[B]:GLN:H	1.87	0.78
2:B:82:ARG:HD2	29:B:403:HOH:O	1.82	0.78
26:P:308:PEK:N	26:P:308:PEK:O02	2.16	0.78
26:C:306:PEK:H383	25:G:102:CDL:H271	1.63	0.77
7:T:36:TRP:HE3	7:T:39:SER:HB3	1.47	0.77
3:C:63:ARG:HE	25:C:303:CDL:HA21	1.48	0.77
26:T:101:PEK:C3	26:T:101:PEK:C1	2.62	0.77
1:N:28:MET:CE	14:N:601:HEA:C27	2.63	0.77
4:D:34:SER:H	4:D:37:GLN:HE21	1.33	0.77
19:C:302:PGV:C21	19:C:302:PGV:H221	2.12	0.77
25:G:102:CDL:H332	29:O:488:HOH:O	1.85	0.77
25:G:102:CDL:H342	25:G:102:CDL:OA7	1.84	0.77
3:P:67:PHE:CE1	25:P:304:CDL:H1	2.20	0.77
20:N:608:TGL:H281	20:N:608:TGL:HB91	1.68	0.76
19:P:303:PGV:H172	25:P:304:CDL:H642	1.65	0.76
23:O:303:PSC:C34	23:O:303:PSC:C12	2.59	0.76
4:D:78:TRP:CA	20:D:201:TGL:HB21	2.15	0.75
6:S:43:LYS:HD2	6:S:43:LYS:H	1.52	0.75
2:B:74:ILE:O	2:B:78:LEU:HD13	1.85	0.75
12:L:20:ARG:HH22	20:L:101:TGL:HC52	1.52	0.75
1:A:53:ILE:HG13	29:A:980:HOH:O	1.87	0.75
2:B:56:MET:HG2	23:B:304:PSC:H211	1.68	0.75
20:L:101:TGL:H362	20:L:101:TGL:H312	1.67	0.75
20:N:608:TGL:H281	20:N:608:TGL:CB9	2.17	0.75
14:A:602:HEA:HBC1	14:A:602:HEA:HMC1	1.69	0.75
1:N:297[B]:MET:SD	1:N:302[B]:ARG:HG3	2.27	0.74

Continued on next page...

Continued from previous page...

Atom-1	Atom-2	Interatomic distance (Å)	Clash overlap (Å)
1:A:514:LYS:HA	6:F:38:ALA:HB3	1.69	0.74
2:B:53:THR:HG21	29:D:305:HOH:O	1.88	0.74
26:P:308:PEK:H041	7:T:17:ARG:HH22	1.52	0.74
3:C:224:LYS:HD2	25:C:303:CDL:HB31	1.68	0.74
1:N:406:ASN:HD21	19:Q:201:PGV:H21	1.52	0.73
3:C:33[B]:MET:HG2	3:C:39:SER:O	1.88	0.73
3:C:161[A]:GLN:HE22	26:C:306:PEK:H22	1.50	0.73
25:C:303:CDL:H522	25:C:303:CDL:OB9	1.88	0.73
25:T:103:CDL:H762	25:T:103:CDL:H562	1.69	0.73
6:S:43:LYS:H	6:S:43:LYS:CD	2.00	0.73
25:G:102:CDL:H212	1:N:311[A]:ILE:HD12	1.69	0.73
3:P:33[A]:MET:HB2	28:P:306:DMU:H8	1.70	0.73
25:G:102:CDL:H522	25:G:102:CDL:H201	1.71	0.73
7:G:76:ASN:HD21	26:G:101:PEK:HN2	1.37	0.72
23:O:303:PSC:H212	23:O:303:PSC:H02	1.71	0.72
1:N:28:MET:HE1	14:N:601:HEA:H271	1.70	0.72
3:P:156:ARG:NE	22:P:305:CHD:H232	2.05	0.72
7:T:11:TPO:HG22	7:T:16:TRP:HE1	1.55	0.72
3:P:33[A]:MET:HB2	28:P:306:DMU:C19	2.20	0.71
19:A:607:PGV:H183	26:G:101:PEK:H322	1.71	0.71
12:L:20:ARG:HH22	20:L:101:TGL:CC5	2.03	0.71
7:T:30:LEU:CD2	25:T:103:CDL:H471	2.20	0.70
2:B:49:LYS:HD3	20:D:201:TGL:HC71	1.73	0.70
7:T:36:TRP:CE3	7:T:39:SER:HB3	2.26	0.70
8:U:45:ALA:O	8:U:47:GLY:N	2.25	0.70
1:N:302[B]:ARG:HH12	1:N:361:SER:CA	2.04	0.70
3:P:63:ARG:HE	25:P:304:CDL:HA22	1.54	0.70
1:A:112:LEU:HG	29:A:937:HOH:O	1.90	0.70
14:N:601:HEA:HBC1	14:N:601:HEA:HMC1	1.74	0.70
2:O:22[B]:HIS:CE1	9:V:44:LYS:CE	2.63	0.70
1:N:178[B]:GLN:CG	1:N:186:TRP:CZ2	2.73	0.70
4:Q:6:VAL:CG1	4:Q:10:ASP:OD2	2.40	0.70
12:Y:14:SER:N	20:Y:101:TGL:HC31	2.06	0.70
4:D:31[A]:LYS:CG	29:D:301:HOH:O	2.40	0.70
25:G:102:CDL:H241	25:G:102:CDL:C54	2.21	0.70
20:Q:202:TGL:H231	20:Q:202:TGL:CA9	2.21	0.70
19:C:302:PGV:C21	19:C:302:PGV:H222	2.12	0.70
2:B:29[B]:MET:SD	2:B:33:LEU:HD22	2.32	0.69
1:A:406:ASN:HD21	19:A:608:PGV:H22	1.56	0.69
10:J:33:ARG:HG2	22:J:102:CHD:H152	1.75	0.69
1:A:28:MET:CE	14:A:601:HEA:C27	2.71	0.69

Continued on next page...

Continued from previous page...

Atom-1	Atom-2	Interatomic distance (Å)	Clash overlap (Å)
2:O:56:MET:HG2	23:O:303:PSC:H211	1.75	0.69
3:P:127:LEU:HD13	25:T:103:CDL:OB3	1.92	0.69
7:T:76:ASN:HD21	26:T:101:PEK:HN2	1.36	0.69
11:K:47:ARG:HD3	29:K:160:HOH:O	1.91	0.69
1:A:177:SER:H	1:A:180:GLN:HE21	1.40	0.69
19:P:301:PGV:H32	29:P:523:HOH:O	1.91	0.69
6:S:94:HIS:HD2	6:S:95:GLN:O	1.76	0.68
25:T:103:CDL:H511	25:T:103:CDL:C18	2.23	0.68
26:P:308:PEK:H042	6:S:1:ALA:N	2.08	0.68
6:F:92:VAL:HG21	29:F:387:HOH:O	1.94	0.68
1:N:178[B]:GLN:HG3	1:N:186:TRP:CE2	2.29	0.67
3:P:63:ARG:HE	25:P:304:CDL:HA21	1.59	0.67
10:W:10:LYS:O	10:W:14[B]:GLU:HG3	1.94	0.67
7:T:38:HIS:HD2	29:T:210:HOH:O	1.76	0.67
25:P:304:CDL:OB9	25:P:304:CDL:H522	1.94	0.67
1:A:484:THR:HG22	29:A:972:HOH:O	1.94	0.67
8:U:48:GLY:HA2	29:U:176:HOH:O	1.94	0.67
14:N:602:HEA:HBC1	14:N:602:HEA:HMC1	1.77	0.67
8:U:43:MET:HE3	8:U:49:ASP:N	2.09	0.67
1:N:302[B]:ARG:NH1	1:N:361:SER:OG	2.28	0.67
2:O:60:GLU:CD	2:O:60:GLU:H	1.97	0.67
19:P:303:PGV:H172	25:P:304:CDL:C64	2.25	0.67
1:A:273:MET:HE2	29:A:888:HOH:O	1.94	0.66
7:G:72:ASN:H	7:G:76:ASN:ND2	1.93	0.66
25:P:304:CDL:HB21	25:P:304:CDL:OB6	1.95	0.66
7:T:5:LYS:HG3	26:T:102:PEK:H351	1.76	0.66
2:B:33:LEU:HD13	9:I:31:PHE:CD1	2.30	0.66
7:G:11:TPO:HG21	29:G:280:HOH:O	1.96	0.66
8:H:23:GLN:HG3	29:H:166:HOH:O	1.95	0.66
10:W:33:ARG:HG2	22:W:101:CHD:H182	1.76	0.66
12:L:14:SER:N	20:L:101:TGL:HC31	2.01	0.66
6:S:43:LYS:HE2	29:S:342:HOH:O	1.95	0.66
3:P:4:GLN:N	29:P:401:HOH:O	2.29	0.66
7:T:37:LEU:HD23	25:T:103:CDL:H361	1.77	0.66
29:C:541:HOH:O	10:J:1:PHE:HE2	1.79	0.65
23:O:303:PSC:H212	23:O:303:PSC:C02	2.26	0.65
4:Q:78:TRP:N	20:Q:202:TGL:HB21	2.11	0.65
4:D:31[A]:LYS:HG2	29:D:301:HOH:O	1.95	0.65
7:G:3:ALA:HB3	26:G:103:PEK:H362	1.79	0.65
2:O:29[B]:MET:SD	2:O:33:LEU:CD2	2.84	0.65
6:S:94:HIS:CD2	6:S:95:GLN:N	2.64	0.65

Continued on next page...

Continued from previous page...

Atom-1	Atom-2	Interatomic distance (Å)	Clash overlap (Å)
1:N:28:MET:HE2	14:N:601:HEA:H273	1.78	0.65
26:T:102:PEK:C36	25:T:103:CDL:H872	2.20	0.65
12:Y:20:ARG:CZ	12:Y:24[B]:MET:CE	2.75	0.65
7:G:3:ALA:CB	26:G:103:PEK:H383	2.27	0.64
29:N:703:HOH:O	4:Q:6:VAL:HG11	1.97	0.64
10:J:32:TYR:OH	22:J:102:CHD:H213	1.97	0.64
5:R:46:LYS:NZ	5:R:46:LYS:CD	2.56	0.64
6:F:41:GLY:HA3	6:F:87[B]:THR:HG22	1.80	0.64
7:G:5:LYS:CG	26:G:103:PEK:H371	2.17	0.64
23:O:303:PSC:C28	23:O:303:PSC:H322	2.27	0.64
1:A:468:MET:HG3	29:A:957:HOH:O	1.97	0.64
1:N:302[B]:ARG:HH11	1:N:361:SER:CB	1.87	0.64
5:R:80:GLU:H	5:R:80:GLU:CD	2.00	0.64
4:D:28:ALA:H	4:D:31[B]:LYS:NZ	1.95	0.63
8:H:47:GLY:HA2	29:H:180:HOH:O	1.97	0.63
1:N:177:SER:H	1:N:180:GLN:HE21	1.46	0.63
1:N:297[B]:MET:HB3	1:N:302[B]:ARG:HD2	1.79	0.63
2:O:22[B]:HIS:HE1	9:V:44:LYS:CE	2.06	0.63
19:A:608:PGV:H061	19:A:608:PGV:O11	1.99	0.63
7:G:3:ALA:HB1	26:G:103:PEK:H383	1.79	0.63
7:T:84:LYS:H	7:T:84:LYS:NZ	1.96	0.63
2:B:83:ILE:O	2:B:87[A]:MET:HG3	1.99	0.62
13:M:39:ASN:O	13:M:43:SER:HB3	1.99	0.62
7:T:72:ASN:H	7:T:76:ASN:ND2	1.94	0.62
2:B:1:FME:HCN	2:B:193:TYR:H	1.64	0.62
3:C:51[B]:MET:CE	25:C:303:CDL:H391	2.29	0.62
6:S:22:LEU:HD12	29:S:329:HOH:O	1.99	0.62
20:Q:202:TGL:H231	20:Q:202:TGL:HA92	1.81	0.62
13:Z:42:LYS:O	13:Z:42:LYS:HG3	1.99	0.62
1:A:28:MET:HE2	14:A:601:HEA:H273	1.81	0.62
2:O:92:ASN:HB3	29:U:128:HOH:O	1.99	0.62
7:T:11:TPO:CG2	7:T:11:TPO:O	2.48	0.62
20:D:201:TGL:CB1	20:D:201:TGL:CG3	2.77	0.62
25:G:102:CDL:H541	25:G:102:CDL:H242	1.80	0.62
20:N:608:TGL:HB91	20:N:608:TGL:C28	2.30	0.61
1:A:417[B]:MET:HE2	29:A:816:HOH:O	1.92	0.61
26:P:308:PEK:H042	6:S:1:ALA:H1	1.64	0.61
6:S:94:HIS:CG	6:S:95:GLN:H	2.14	0.61
1:A:334:TRP:CH2	2:B:46:LEU:HD13	2.35	0.61
2:O:47:THR:HB	20:Q:202:TGL:H181	1.81	0.61
2:B:32[B]:PHE:CD2	9:I:31:PHE:CZ	2.89	0.61

Continued on next page...

Continued from previous page...

Atom-1	Atom-2	Interatomic distance (Å)	Clash overlap (Å)
4:Q:78:TRP:HB3	20:Q:202:TGL:HB22	1.83	0.61
6:S:43:LYS:HD3	29:S:251:HOH:O	1.99	0.61
20:Y:101:TGL:HG31	29:Y:221:HOH:O	2.00	0.61
7:T:84:LYS:H	7:T:84:LYS:HZ3	1.48	0.61
23:B:304:PSC:H212	23:B:304:PSC:C02	2.28	0.61
1:A:278[B]:MET:HE3	7:T:5:LYS:HB3	1.83	0.60
20:D:201:TGL:HC32	20:D:201:TGL:HG12	1.82	0.60
5:R:46:LYS:NZ	29:R:202:HOH:O	2.34	0.60
6:S:76:LYS:NZ	6:S:93:PRO:HG2	2.15	0.60
2:B:183[A]:THR:HG22	29:B:462:HOH:O	2.00	0.60
26:G:101:PEK:C12	26:G:101:PEK:H161	2.30	0.60
14:A:601:HEA:HMC1	14:A:601:HEA:HBC1	1.83	0.60
19:A:608:PGV:H311	13:M:19:LEU:CD2	2.26	0.60
7:T:3:ALA:O	7:T:4:ALA:HB2	2.02	0.60
19:C:302:PGV:H12	19:C:302:PGV:H161	1.84	0.60
6:F:94:HIS:CE1	29:F:203:HOH:O	2.53	0.60
1:N:468:MET:HG3	29:N:943:HOH:O	2.00	0.60
3:P:50:ASN:HD22	3:P:51[A]:MET:HE2	1.65	0.60
1:N:28:MET:HE2	14:N:601:HEA:C27	2.27	0.60
20:D:201:TGL:H231	20:D:201:TGL:HA91	1.84	0.60
1:A:278[B]:MET:CE	7:T:5:LYS:HB3	2.31	0.60
6:S:19:GLU:OE1	6:S:31:TYR:OH	2.17	0.60
7:T:38:HIS:CD2	29:T:210:HOH:O	2.50	0.60
8:U:43:MET:CE	8:U:49:ASP:H	2.15	0.59
1:A:514:LYS:HD2	29:F:252:HOH:O	2.02	0.59
2:B:52:HIS:HE1	23:B:304:PSC:H212	1.66	0.59
6:F:54[A]:ASN:H	6:F:54[A]:ASN:ND2	1.99	0.59
1:N:334:TRP:CH2	2:O:46:LEU:HD13	2.37	0.59
3:P:224:LYS:CD	25:P:304:CDL:HB32	2.32	0.59
6:S:43:LYS:CE	29:S:342:HOH:O	2.48	0.59
3:C:161[A]:GLN:HE22	26:C:306:PEK:H21	1.66	0.59
4:D:78:TRP:HA	20:D:201:TGL:HB21	1.84	0.59
26:C:306:PEK:H382	25:G:102:CDL:C27	2.29	0.59
3:C:224:LYS:CD	25:C:303:CDL:CB3	2.77	0.58
6:F:54[A]:ASN:HD22	6:F:54[A]:ASN:N	2.00	0.58
2:B:52:HIS:CE1	23:B:304:PSC:H211	2.38	0.58
29:C:541:HOH:O	10:J:1:PHE:CE2	2.52	0.58
6:F:30:PRO:O	6:F:96:LEU:HD11	2.02	0.58
25:G:102:CDL:HA21	25:G:102:CDL:H111	1.86	0.58
20:Y:101:TGL:CG3	29:Y:221:HOH:O	2.52	0.58
23:O:303:PSC:H012	23:O:303:PSC:P	2.43	0.58

Continued on next page...

Continued from previous page...

Atom-1	Atom-2	Interatomic distance (Å)	Clash overlap (Å)
7:T:31:CYS:SG	25:T:103:CDL:H532	2.43	0.58
8:U:43:MET:HE3	8:U:49:ASP:H	1.68	0.58
12:Y:24[B]:MET:CG	20:Y:101:TGL:HA22	2.32	0.58
1:N:273:MET:HE2	29:N:749:HOH:O	2.03	0.58
4:D:78:TRP:N	20:D:201:TGL:HB21	2.17	0.58
12:L:2:HIS:CG	12:L:3:TYR:H	2.21	0.58
12:Y:20:ARG:NH2	12:Y:24[B]:MET:HE2	2.14	0.58
1:A:113[B]:LEU:HD11	1:A:117[B]:MET:SD	2.43	0.58
7:G:4:ALA:HB1	1:N:282:PHE:CA	2.32	0.58
1:N:302[B]:ARG:HH11	1:N:302[B]:ARG:HG2	1.66	0.58
3:C:55:TYR:CE1	25:C:303:CDL:H532	2.38	0.58
7:G:84:LYS:HD2	7:G:84:LYS:N	1.97	0.58
1:A:302[B]:ARG:NE	1:A:361[B]:SER:OG	2.35	0.58
7:G:4:ALA:HB3	1:N:282:PHE:HA	1.81	0.58
7:T:2:SER:OG	26:T:102:PEK:H302	2.04	0.58
6:F:87[A]:THR:HG21	29:F:324:HOH:O	2.03	0.57
2:B:70:ALA:HB1	25:T:103:CDL:H461	1.86	0.57
10:J:50:LEU:HB2	28:J:101:DMU:H20	1.86	0.57
19:P:301:PGV:H062	8:U:24:ASN:HB3	1.86	0.57
2:B:1:FME:CN	2:B:1:FME:HA	2.35	0.57
2:O:42:ILE:HG21	20:Q:202:TGL:H232	1.86	0.57
19:A:607:PGV:C18	26:G:101:PEK:H322	2.34	0.57
25:G:102:CDL:HA31	29:G:267:HOH:O	2.04	0.57
1:N:35:LEU:HD11	1:N:462:LEU:HB2	1.87	0.57
1:A:281:GLY:C	7:T:4:ALA:HB1	2.25	0.57
3:P:51[A]:MET:HE1	3:P:54[A]:MET:HE1	1.87	0.57
7:G:9:GLY:HA3	29:N:797:HOH:O	2.05	0.57
3:C:224:LYS:HE3	25:C:303:CDL:CB3	2.32	0.57
20:Y:101:TGL:HC42	29:Y:225:HOH:O	2.04	0.56
1:A:177:SER:H	1:A:180:GLN:NE2	2.03	0.56
12:L:46:LYS:HA	29:L:217:HOH:O	2.04	0.56
3:C:63:ARG:HE	25:C:303:CDL:HA22	1.69	0.56
6:F:94:HIS:HE1	29:F:203:HOH:O	1.85	0.56
1:N:116:SER:HB3	29:N:931:HOH:O	2.05	0.56
1:A:302[B]:ARG:NE	2:B:84:LEU:HD11	2.20	0.56
3:C:174:THR:HG21	25:C:303:CDL:H861	1.88	0.56
1:N:177:SER:H	1:N:180:GLN:NE2	2.04	0.56
2:B:52:HIS:HE1	23:B:304:PSC:C21	2.18	0.56
6:F:54[B]:ASN:ND2	29:F:203:HOH:O	2.39	0.56
20:N:608:TGL:H281	20:N:608:TGL:HB92	1.88	0.56
1:N:136[B]:LEU:CD1	29:N:976:HOH:O	2.47	0.56

Continued on next page...

Continued from previous page...

Atom-1	Atom-2	Interatomic distance (Å)	Clash overlap (Å)
23:B:304:PSC:H032	29:E:275:HOH:O	2.05	0.56
25:G:102:CDL:H511	25:G:102:CDL:H182	1.87	0.56
26:T:101:PEK:C2	26:T:101:PEK:H32	2.19	0.55
2:B:29[B]:MET:SD	2:B:33:LEU:CD2	2.93	0.55
4:D:34:SER:H	4:D:37:GLN:NE2	2.03	0.55
8:H:8:ILE:O	8:H:8:ILE:HG22	2.06	0.55
1:A:311[B]:ILE:HG13	1:A:314:ILE:HD12	1.87	0.55
10:J:27:THR:HG22	29:J:205:HOH:O	2.06	0.55
2:O:132:GLU:HB3	2:O:137:GLU:HG3	1.88	0.55
1:A:282:PHE:CA	7:T:4:ALA:HB3	2.24	0.55
2:B:49:LYS:HD3	20:D:201:TGL:CC7	2.36	0.55
4:D:100[B]:LYS:CE	29:D:401:HOH:O	2.18	0.55
6:S:94:HIS:N	29:S:204:HOH:O	2.38	0.55
12:Y:20:ARG:NH1	12:Y:24[B]:MET:HE2	2.22	0.55
1:A:172:LYS:NZ	1:A:178[A]:GLN:HE22	2.05	0.55
6:S:94:HIS:CD2	6:S:95:GLN:O	2.59	0.55
23:B:304:PSC:H21	23:B:304:PSC:H011	1.88	0.55
3:P:246:ASP:HB2	29:P:522:HOH:O	2.06	0.54
8:U:9:LYS:HA	29:U:129:HOH:O	2.07	0.54
7:T:5:LYS:HB2	26:T:102:PEK:H331	1.88	0.54
25:G:102:CDL:H632	29:G:258:HOH:O	2.07	0.54
19:P:303:PGV:H182	25:P:304:CDL:H662	1.89	0.54
7:T:5:LYS:HG3	26:T:102:PEK:H371	1.88	0.54
2:B:83:ILE:O	2:B:87[B]:MET:HB2	2.07	0.54
2:B:227:LEU:HD21	29:B:548:HOH:O	2.06	0.54
19:N:607:PGV:H61	3:P:54[A]:MET:HG2	1.89	0.54
23:O:303:PSC:H22	23:O:303:PSC:H201	1.89	0.54
2:B:217:LYS:HD3	29:B:615:HOH:O	2.08	0.54
19:C:302:PGV:C22	19:C:302:PGV:H211	2.17	0.54
1:A:28:MET:CE	14:A:601:HEA:H271	2.35	0.54
2:O:58:ALA:O	2:O:62:GLU:HG3	2.08	0.54
4:Q:17[A]:VAL:CG1	29:Q:419:HOH:O	2.56	0.54
25:C:303:CDL:H811	25:C:303:CDL:H672	1.89	0.53
3:P:29:SER:HB2	28:P:306:DMU:H21	1.90	0.53
2:B:16[A]:ILE:HD12	2:B:87[A]:MET:HG2	1.89	0.53
2:B:52:HIS:CE1	23:B:304:PSC:C21	2.91	0.53
4:Q:19[B]:ARG:NH2	29:Q:302:HOH:O	2.39	0.53
1:N:172:LYS:NZ	1:N:178[A]:GLN:HE22	2.06	0.53
1:N:459:PHE:HE2	29:Q:311:HOH:O	1.92	0.53
12:Y:20:ARG:CZ	12:Y:24[B]:MET:HE2	2.38	0.53
26:T:101:PEK:C1	26:T:101:PEK:H31	2.36	0.53

Continued on next page...

Continued from previous page...

Atom-1	Atom-2	Interatomic distance (Å)	Clash overlap (Å)
1:A:334:TRP:CZ3	20:D:201:TGL:HA52	2.43	0.53
20:B:301:TGL:HC22	29:I:173:HOH:O	2.08	0.53
6:F:41:GLY:HA3	6:F:87[B]:THR:CG2	2.38	0.53
25:P:304:CDL:OB9	25:P:304:CDL:HB4	2.09	0.53
2:B:183[A]:THR:HG23	29:B:622:HOH:O	2.08	0.53
3:P:161[A]:GLN:HE22	26:P:308:PEK:H21	1.74	0.53
19:Q:201:PGV:C2	19:Q:201:PGV:C01	2.67	0.53
6:S:76:LYS:CE	6:S:93:PRO:CG	2.62	0.53
6:F:1:ALA:HA	7:G:17:ARG:NH1	2.24	0.53
7:G:2:SER:OG	26:G:103:PEK:C29	2.56	0.53
2:O:87[B]:MET:HE2	29:O:411:HOH:O	2.09	0.53
1:A:514:LYS:HE2	29:F:223:HOH:O	2.09	0.53
3:C:51[B]:MET:HE2	25:C:303:CDL:C39	2.34	0.53
3:C:171:VAL:HG22	25:C:303:CDL:H851	1.90	0.53
3:C:246:ASP:HB2	29:C:531:HOH:O	2.09	0.53
25:G:102:CDL:H761	1:N:282:PHE:HZ	1.74	0.53
19:Q:201:PGV:H162	19:Q:201:PGV:H321	1.91	0.53
1:A:25:TRP:CE3	20:L:101:TGL:HB92	2.44	0.53
23:O:303:PSC:H22	23:O:303:PSC:H231	1.91	0.53
19:P:303:PGV:H11	19:P:303:PGV:C15	2.40	0.52
2:B:41[B]:ILE:HD11	9:I:21:ILE:HD13	1.90	0.52
3:P:33[A]:MET:HB2	28:P:306:DMU:H9	1.91	0.52
4:Q:93:ALA:HB3	11:X:28[B]:VAL:HG12	1.91	0.52
7:T:2:SER:OG	26:T:102:PEK:H291	2.09	0.52
9:I:67:GLY:HA3	11:K:54:ARG:HD3	1.91	0.52
25:G:102:CDL:H611	25:G:102:CDL:H652	1.92	0.52
28:P:306:DMU:H11	10:W:49:CYS:HB3	1.91	0.52
2:B:22[B]:HIS:CE1	9:I:44:LYS:HE2	2.41	0.52
25:C:303:CDL:OB6	25:C:303:CDL:HB22	2.10	0.52
20:B:301:TGL:HC21	29:B:589:HOH:O	2.10	0.52
3:P:80[A]:ARG:HG2	3:P:233:PHE:CE2	2.45	0.52
12:Y:20:ARG:NH1	12:Y:24[B]:MET:CE	2.73	0.52
6:F:1:ALA:CB	6:S:65:ASP:OD1	2.50	0.52
25:G:102:CDL:H511	25:G:102:CDL:C18	2.40	0.52
8:U:9:LYS:HG3	8:U:11:TYR:H	1.76	0.52
1:A:486[A]:ASP:OD1	4:D:19[A]:ARG:HD2	2.10	0.51
8:U:7:LYS:O	8:U:8:ILE:HB	2.10	0.51
1:A:281:GLY:O	7:T:4:ALA:HB1	2.10	0.51
19:Q:201:PGV:H301	19:Q:201:PGV:H142	1.92	0.51
12:L:20:ARG:HH22	20:L:101:TGL:CC4	2.22	0.51
7:G:5:LYS:CB	26:G:103:PEK:H351	2.31	0.51

Continued on next page...

Continued from previous page...

Atom-1	Atom-2	Interatomic distance (Å)	Clash overlap (Å)
8:H:9:LYS:HD3	8:H:11:TYR:H	1.75	0.51
4:D:100[B]:LYS:HD2	4:D:100[B]:LYS:O	2.10	0.51
5:R:14[B]:ARG:HG2	29:R:228:HOH:O	2.11	0.51
12:Y:24[B]:MET:SD	20:Y:101:TGL:CC3	2.99	0.51
20:Y:101:TGL:H162	20:Y:101:TGL:OA1	2.11	0.51
20:L:101:TGL:H102	20:L:101:TGL:H292	1.92	0.51
7:G:11:TPO:CG2	7:G:16:TRP:HE1	2.12	0.51
19:Q:201:PGV:H22	19:Q:201:PGV:C01	2.32	0.51
10:W:33:ARG:HG2	22:W:101:CHD:C18	2.39	0.51
1:A:28:MET:CE	14:A:601:HEA:H273	2.38	0.51
2:O:113:TYR:HD1	8:U:58:ARG:HH22	1.59	0.51
1:N:112:LEU:HD23	1:N:112:LEU:C	2.32	0.50
12:Y:26:THR:HG23	13:Z:25:SER:CB	2.41	0.50
3:P:40:MET:O	3:P:44[B]:MET:HG3	2.10	0.50
7:T:5:LYS:HB2	26:T:102:PEK:H351	1.94	0.50
1:A:514:LYS:HA	6:F:38:ALA:CB	2.39	0.50
7:G:5:LYS:HB3	1:N:278[B]:MET:HE3	1.93	0.50
29:O:571:HOH:O	20:Q:202:TGL:HC61	2.12	0.50
4:Q:33:LEU:HD22	4:Q:37:GLN:HB3	1.94	0.50
12:Y:20:ARG:HH12	12:Y:24[B]:MET:CE	2.23	0.50
2:O:113:TYR:HD1	8:U:58:ARG:NH2	2.10	0.50
2:O:196:CYS:HB2	2:O:207:MET:HG3	1.93	0.50
3:P:54[A]:MET:HB3	3:P:58:TRP:CZ3	2.46	0.50
4:Q:7:LYS:N	4:Q:10:ASP:OD2	2.44	0.50
10:W:32:TYR:OH	22:W:101:CHD:H213	2.11	0.50
12:Y:20:ARG:NH2	12:Y:24[A]:MET:HG3	2.27	0.50
23:O:303:PSC:H201	23:O:303:PSC:C2	2.42	0.50
1:A:28:MET:HE1	14:A:601:HEA:H271	1.94	0.50
1:N:296:GLY:HA2	8:U:23:GLN:OE1	2.11	0.50
6:S:54:ASN:HD22	6:S:54:ASN:C	2.15	0.50
12:Y:24[B]:MET:HG2	20:Y:101:TGL:CA2	2.39	0.50
12:L:26:THR:HG23	13:M:25:SER:HB3	1.92	0.50
4:Q:34:SER:H	4:Q:37:GLN:NE2	2.10	0.50
6:S:64:GLU:O	6:S:65:ASP:HB2	2.11	0.50
19:P:303:PGV:H11	19:P:303:PGV:H151	1.94	0.49
7:G:37:LEU:HD21	25:G:102:CDL:C36	2.37	0.49
2:O:116:LEU:HD13	2:O:226:MET:HG2	1.94	0.49
4:Q:78:TRP:CA	20:Q:202:TGL:HB21	2.43	0.49
20:N:608:TGL:CB9	20:N:608:TGL:C28	2.86	0.49
20:D:201:TGL:H342	9:I:16:ARG:HH21	1.76	0.49
1:A:28:MET:HE1	14:A:601:HEA:C27	2.42	0.49

Continued on next page...

Continued from previous page...

Atom-1	Atom-2	Interatomic distance (Å)	Clash overlap (Å)
7:G:11:TPO:HG22	7:G:16:TRP:NE1	2.12	0.49
20:L:101:TGL:H362	20:L:101:TGL:C31	2.39	0.49
25:P:304:CDL:H392	25:P:304:CDL:H271	1.95	0.49
6:S:85:CYS:SG	6:S:87[A]:THR:CG2	2.82	0.49
1:A:107:PRO:HB3	3:C:25:LEU:HB2	1.95	0.49
11:X:42:PRO:O	11:X:47:ARG:NH2	2.45	0.49
2:B:16[B]:ILE:HG13	2:B:17:MET:N	2.27	0.49
1:N:178[B]:GLN:HA	1:N:181:THR:HG23	1.95	0.49
22:P:307:CHD:H212	22:P:307:CHD:H12	1.95	0.48
2:B:41[A]:ILE:HD13	23:B:304:PSC:H342	1.94	0.48
8:H:8:ILE:O	8:H:9:LYS:HE2	2.13	0.48
8:H:9:LYS:HE2	8:H:9:LYS:N	2.28	0.48
12:L:47:LYS:NZ	12:L:47:LYS:HB3	2.28	0.48
3:P:33[B]:MET:CE	28:P:306:DMU:H6	2.43	0.48
3:P:33[B]:MET:HA	28:P:306:DMU:H9	1.96	0.48
3:P:59:ARG:HA	25:P:304:CDL:H512	1.94	0.48
12:Y:20:ARG:CZ	12:Y:24[B]:MET:HE1	2.40	0.48
6:S:1:ALA:HA	7:T:17:ARG:NH1	2.29	0.48
2:B:86:MET:HE1	29:B:403:HOH:O	2.13	0.48
19:C:302:PGV:C22	19:C:302:PGV:H212	2.17	0.48
7:G:70[B]:PHE:HB2	26:G:101:PEK:H041	1.94	0.48
8:H:9:LYS:CE	29:H:103:HOH:O	2.60	0.48
2:B:196:CYS:HB2	2:B:207:MET:HG3	1.94	0.48
10:W:56:PRO:HG3	12:Y:47:LYS:HE2	1.96	0.48
4:D:78:TRP:HB3	20:D:201:TGL:CB2	2.44	0.48
2:O:29[A]:MET:HB2	9:V:35:TYR:CE2	2.49	0.48
20:D:201:TGL:OG2	20:D:201:TGL:CB3	2.61	0.48
25:G:102:CDL:C33	29:O:488:HOH:O	2.50	0.48
1:A:486[B]:ASP:OD2	4:D:19[B]:ARG:HD3	2.12	0.48
8:H:45:ALA:O	8:H:47:GLY:N	2.47	0.48
6:F:64:GLU:O	6:F:65:ASP:HB2	2.15	0.47
2:O:83:ILE:O	2:O:87[A]:MET:HG3	2.13	0.47
6:S:94:HIS:HD2	6:S:95:GLN:N	2.10	0.47
8:H:37:HIS:HE1	29:H:111:HOH:O	1.96	0.47
3:P:33[A]:MET:CB	28:P:306:DMU:H9	2.44	0.47
7:T:8:HIS:O	7:T:9:GLY:C	2.51	0.47
1:N:408:THR:HB	19:Q:201:PGV:H51	1.96	0.47
3:P:3:HIS:C	29:P:401:HOH:O	2.52	0.47
4:Q:52:SER:HB2	29:Q:316:HOH:O	2.12	0.47
22:C:305:CHD:H212	22:C:305:CHD:H12	1.95	0.47
20:Q:202:TGL:H231	20:Q:202:TGL:HA91	1.95	0.47

Continued on next page...

Continued from previous page...

Atom-1	Atom-2	Interatomic distance (Å)	Clash overlap (Å)
3:C:3:HIS:N	29:C:406:HOH:O	2.46	0.47
1:N:22:PHE:HA	20:Y:101:TGL:HB61	1.95	0.47
5:R:79:LYS:HD2	5:R:79:LYS:HA	1.71	0.47
2:B:1:FME:CN	2:B:193:TYR:H	2.27	0.47
2:B:41[B]:ILE:HD11	9:I:21:ILE:CD1	2.44	0.47
26:C:306:PEK:H382	25:G:102:CDL:H272	1.97	0.47
1:N:113[A]:LEU:HD12	20:Y:101:TGL:C13	2.44	0.47
1:N:337:ALA:HB2	1:N:394[A]:VAL:HG23	1.96	0.47
3:P:62:ILE:HD12	25:P:304:CDL:H511	1.97	0.47
19:A:608:PGV:H231	13:M:12:PRO:HG3	1.97	0.47
11:K:47:ARG:HG2	11:K:48:VAL:HG23	1.95	0.47
1:N:513:LEU:O	1:N:514:LYS:CG	2.63	0.47
25:P:304:CDL:H452	25:P:304:CDL:H411	1.96	0.47
7:G:5:LYS:HB3	1:N:278[B]:MET:CE	2.44	0.47
2:O:60:GLU:CD	2:O:60:GLU:N	2.68	0.47
3:P:205:GLY:HA3	26:T:101:PEK:H181	1.95	0.47
25:P:304:CDL:H652	25:P:304:CDL:H242	1.96	0.47
20:Y:101:TGL:HC52	20:Y:101:TGL:HC22	1.45	0.47
3:C:47:LEU:O	3:C:51[A]:MET:HG2	2.15	0.47
6:F:87[A]:THR:HG21	29:F:223:HOH:O	2.14	0.47
25:G:102:CDL:H201	25:G:102:CDL:C52	2.42	0.47
10:J:40:LEU:HD12	22:J:102:CHD:O12	2.15	0.47
1:A:513:LEU:HD23	1:A:513:LEU:HA	1.82	0.47
19:A:607:PGV:H343	26:G:101:PEK:C38	2.36	0.47
2:B:58:ALA:O	2:B:62:GLU:HG3	2.15	0.47
1:A:240:HIS:C	1:A:240:HIS:CD2	2.88	0.46
25:G:102:CDL:C44	1:N:311[B]:ILE:HG22	2.45	0.46
8:H:9:LYS:CA	8:H:9:LYS:HE3	2.42	0.46
25:T:103:CDL:H561	25:T:103:CDL:H592	1.52	0.46
1:A:308:ALA:O	1:A:311[B]:ILE:HG22	2.16	0.46
2:B:42:ILE:HG21	20:D:201:TGL:H232	1.97	0.46
2:B:104:TRP:CG	2:B:203:ASN:HB2	2.50	0.46
3:P:224:LYS:CE	25:P:304:CDL:HB32	2.45	0.46
1:A:282:PHE:CA	7:T:4:ALA:CB	2.85	0.46
23:B:304:PSC:H221	23:B:304:PSC:H251	1.36	0.46
4:D:78:TRP:CB	20:D:201:TGL:HB21	2.45	0.46
1:N:112:LEU:HG	29:N:921:HOH:O	2.15	0.46
6:S:2:SER:HB2	29:S:309:HOH:O	2.16	0.46
25:T:103:CDL:H362	25:T:103:CDL:H142	1.98	0.46
9:I:73:LYS:HA	9:I:73:LYS:HD3	1.54	0.46
11:K:39:GLU:HB3	29:K:112:HOH:O	2.14	0.46

Continued on next page...

Continued from previous page...

Atom-1	Atom-2	Interatomic distance (Å)	Clash overlap (Å)
3:P:156:ARG:HE	22:P:305:CHD:C24	2.28	0.46
7:G:84:LYS:NZ	29:G:203:HOH:O	2.49	0.46
1:N:148:PHE:HB3	3:P:28:THR:HB	1.98	0.46
1:N:229:ILE:HD11	2:O:175:ILE:HD13	1.98	0.46
3:P:3:HIS:HD2	29:P:534:HOH:O	1.97	0.46
7:G:3:ALA:O	7:G:4:ALA:CB	2.64	0.46
8:H:7:LYS:HG3	8:H:8:ILE:HD12	1.97	0.46
1:A:136[B]:LEU:CD1	29:A:988:HOH:O	2.33	0.46
10:J:36:MET:HB3	22:J:102:CHD:H183	1.97	0.46
1:N:34:SER:HB2	14:N:601:HEA:C2B	2.46	0.46
2:O:116:LEU:HD13	2:O:226:MET:CG	2.46	0.46
19:A:608:PGV:H061	19:A:608:PGV:P	2.55	0.46
3:C:133:ASN:ND2	29:C:402:HOH:O	2.39	0.46
3:P:103:HIS:HA	19:P:301:PGV:H012	1.98	0.46
19:P:303:PGV:C18	25:P:304:CDL:H662	2.46	0.46
12:Y:12:PRO:HB2	20:Y:101:TGL:HG2	1.97	0.46
3:C:160:LEU:HD13	22:C:304:CHD:H181	1.96	0.45
3:P:208:VAL:HG22	3:P:245:VAL:CG1	2.46	0.45
1:A:337:ALA:HB2	1:A:394[A]:VAL:HG23	1.98	0.45
29:A:703:HOH:O	6:F:37:LYS:HE2	2.17	0.45
7:G:33:LEU:O	7:G:37:LEU:HB2	2.15	0.45
3:P:33[B]:MET:HG2	3:P:39:SER:O	2.14	0.45
7:T:3:ALA:O	7:T:4:ALA:CB	2.63	0.45
9:V:61:GLU:OE1	9:V:64:ARG:NE	2.46	0.45
10:J:49:CYS:HB3	28:J:101:DMU:C19	2.40	0.45
1:A:290:HIS:CD2	1:A:291:HIS:CD2	3.04	0.45
1:A:297[A]:MET:HG2	29:A:933:HOH:O	2.15	0.45
3:C:41:THR:HA	3:C:44[B]:MET:HE2	1.98	0.45
7:T:31:CYS:SG	25:T:103:CDL:H551	2.56	0.45
1:N:240:HIS:C	1:N:240:HIS:CD2	2.90	0.45
25:C:303:CDL:OB6	25:C:303:CDL:CB2	2.65	0.45
4:D:78:TRP:HB3	20:D:201:TGL:HB21	1.98	0.45
1:N:136[B]:LEU:HD11	29:T:280:HOH:O	2.16	0.45
3:P:116:TRP:HA	3:P:117:PRO:C	2.37	0.45
8:H:31:GLN:NE2	29:H:101:HOH:O	2.37	0.45
20:L:101:TGL:HA91	20:L:101:TGL:H222	1.63	0.45
26:C:306:PEK:H331	26:C:306:PEK:H362	1.72	0.45
6:F:87[B]:THR:HG21	29:F:304:HOH:O	2.16	0.45
8:H:9:LYS:HD3	8:H:11:TYR:HB2	1.98	0.45
2:O:32[B]:PHE:CD2	9:V:31:PHE:CZ	3.05	0.45
2:B:22[B]:HIS:CE1	29:B:461:HOH:O	2.69	0.45

Continued on next page...

Continued from previous page...

Atom-1	Atom-2	Interatomic distance (Å)	Clash overlap (Å)
22:C:304:CHD:H162	22:C:304:CHD:H231	1.98	0.45
2:B:116:LEU:HD11	2:B:226:MET:HB3	1.99	0.45
12:L:20:ARG:NH2	20:L:101:TGL:HC52	2.27	0.45
3:P:33[A]:MET:CB	28:P:306:DMU:C19	2.94	0.45
5:R:108:LYS:NZ	29:R:203:HOH:O	2.48	0.44
1:A:178[B]:GLN:HG2	1:A:179:TYR:CE2	2.52	0.44
2:O:92:ASN:HA	2:O:93:PRO:HD2	1.72	0.44
25:T:103:CDL:H672	25:T:103:CDL:H612	1.99	0.44
9:V:36:LYS:NZ	9:V:36:LYS:HB2	2.32	0.44
2:B:78:LEU:N	2:B:78:LEU:CD1	2.81	0.44
8:H:37:HIS:HD2	8:H:40:GLU:OE2	2.00	0.44
3:P:47:LEU:O	3:P:51[A]:MET:HG2	2.18	0.44
26:T:101:PEK:H203	26:T:101:PEK:H171	1.71	0.44
7:G:2:SER:OG	26:G:103:PEK:H292	2.17	0.44
10:J:7:GLU:HG3	29:J:238:HOH:O	2.16	0.44
20:L:101:TGL:H312	20:L:101:TGL:C36	2.43	0.44
1:N:336:PRO:HB2	1:N:394[B]:VAL:HG11	2.00	0.44
1:N:483:LEU:HD21	13:Z:4:LYS:HE3	1.99	0.44
10:J:52:TRP:O	10:J:57:HIS:HE1	2.00	0.44
1:N:178[B]:GLN:HG3	1:N:178[B]:GLN:O	2.18	0.44
3:P:80[A]:ARG:HH11	3:P:80[A]:ARG:HD3	1.49	0.44
6:S:21[B]:MET:HE2	6:S:21[B]:MET:HB2	1.64	0.44
7:T:37:LEU:HD12	7:T:37:LEU:HA	1.89	0.44
25:T:103:CDL:H382	25:T:103:CDL:H161	1.98	0.44
23:O:303:PSC:H272	23:O:303:PSC:H242	1.66	0.44
25:P:304:CDL:OA6	25:P:304:CDL:H132	2.17	0.44
7:T:38:HIS:CE1	25:T:103:CDL:H122	2.52	0.44
12:Y:26:THR:HG23	13:Z:25:SER:HB3	1.99	0.44
1:A:28:MET:HE2	14:A:601:HEA:C27	2.41	0.44
7:G:38:HIS:CD2	29:G:209:HOH:O	2.71	0.44
7:G:84:LYS:CD	7:G:84:LYS:N	2.69	0.44
26:P:308:PEK:C04	6:S:1:ALA:N	2.78	0.44
7:T:11:TPO:HG22	7:T:11:TPO:O	2.18	0.44
29:A:703:HOH:O	6:F:37:LYS:HG3	2.17	0.44
2:B:164:ALA:O	2:B:194:GLY:HA3	2.18	0.44
20:B:301:TGL:H252	20:B:301:TGL:H221	1.76	0.44
3:P:41:THR:HA	3:P:44[B]:MET:HE2	2.00	0.44
25:P:304:CDL:H672	25:P:304:CDL:H261	1.99	0.44
5:R:6:GLU:HA	29:R:308:HOH:O	2.17	0.44
11:K:6:ALA:N	29:K:103:HOH:O	2.51	0.44
26:P:308:PEK:H042	6:S:1:ALA:H2	1.80	0.44

Continued on next page...

Continued from previous page...

Atom-1	Atom-2	Interatomic distance (Å)	Clash overlap (Å)
4:Q:6:VAL:HG13	29:Q:446:HOH:O	2.18	0.44
1:A:302[B]:ARG:NH1	29:A:705:HOH:O	2.51	0.43
2:B:32[B]:PHE:CE2	9:I:31:PHE:CZ	3.06	0.43
20:Y:101:TGL:H252	20:Y:101:TGL:H283	1.53	0.43
25:C:303:CDL:H671	25:C:303:CDL:H641	1.87	0.43
7:G:5:LYS:HA	1:N:278[B]:MET:HE3	2.00	0.43
8:H:9:LYS:NZ	29:H:103:HOH:O	2.45	0.43
3:C:55:TYR:CD1	25:C:303:CDL:H532	2.54	0.43
19:C:302:PGV:H172	25:C:303:CDL:C65	2.48	0.43
12:L:26:THR:HG23	13:M:25:SER:CB	2.47	0.43
1:N:514:LYS:HG2	6:S:38:ALA:CB	2.48	0.43
14:N:601:HEA:HHC	14:N:601:HEA:H122	2.01	0.43
2:O:215:PRO:HD3	9:V:60:PHE:CD2	2.53	0.43
7:T:8:HIS:O	7:T:8:HIS:CD2	2.71	0.43
1:A:334:TRP:HB2	20:D:201:TGL:HG11	2.00	0.43
2:B:41[B]:ILE:HD13	2:B:41[B]:ILE:HA	1.72	0.43
7:G:83:GLU:OE2	29:G:201:HOH:O	2.21	0.43
8:H:8:ILE:C	8:H:9:LYS:HE2	2.38	0.43
10:J:32:TYR:CE2	22:J:102:CHD:H213	2.54	0.43
1:N:426:PHE:HZ	20:N:608:TGL:HA42	1.83	0.43
2:O:151:ARG:HD3	2:O:181:GLN:HE21	1.84	0.43
26:P:308:PEK:C1	29:P:441:HOH:O	2.67	0.43
6:S:87[A]:THR:HG21	29:S:266:HOH:O	2.19	0.43
7:T:5:LYS:CG	26:T:102:PEK:H351	2.46	0.43
1:A:62:ALA:HB2	14:A:601:HEA:HBD1	2.00	0.43
7:G:10:GLY:HA3	29:G:272:HOH:O	2.19	0.43
1:N:377:PHE:HA	1:N:380:VAL:HG22	2.00	0.43
1:N:514:LYS:NZ	29:N:704:HOH:O	2.50	0.43
23:O:303:PSC:H322	23:O:303:PSC:H281	1.99	0.43
3:P:63:ARG:NE	25:P:304:CDL:HA22	2.29	0.43
29:C:401:HOH:O	6:F:52:ILE:HD11	2.18	0.43
25:G:102:CDL:H441	1:N:311[B]:ILE:HG22	2.01	0.43
4:Q:17[B]:VAL:HG22	4:Q:19[B]:ARG:HG3	2.00	0.43
1:A:112:LEU:C	1:A:112:LEU:HD23	2.38	0.43
25:G:102:CDL:H401	2:O:77:ALA:CB	2.48	0.43
9:I:36:LYS:HB2	9:I:36:LYS:HZ2	1.84	0.43
10:W:27:THR:HG22	29:W:208:HOH:O	2.18	0.43
29:A:763:HOH:O	12:L:7:PRO:HG3	2.19	0.43
1:N:24:ALA:HB2	14:N:601:HEA:H253	2.01	0.43
23:O:303:PSC:H262	23:O:303:PSC:H292	1.04	0.43
20:Q:202:TGL:CA9	20:Q:202:TGL:C23	2.95	0.43

Continued on next page...

Continued from previous page...

Atom-1	Atom-2	Interatomic distance (Å)	Clash overlap (Å)
25:T:103:CDL:H661	25:T:103:CDL:H631	1.77	0.43
2:B:41[A]:ILE:O	2:B:42:ILE:C	2.56	0.42
7:G:5:LYS:HD3	1:N:278[B]:MET:HE3	2.00	0.42
23:O:303:PSC:H261	23:O:303:PSC:H291	0.86	0.42
1:A:431:LEU:HD21	1:A:450:TRP:HB2	2.01	0.42
1:A:76:GLY:O	1:A:80:ASN:HB2	2.20	0.42
26:C:306:PEK:C38	25:G:102:CDL:H271	2.30	0.42
7:G:3:ALA:O	7:G:4:ALA:HB2	2.19	0.42
6:S:51:SER:O	6:S:93:PRO:HA	2.19	0.42
22:W:101:CHD:H111	22:W:101:CHD:H12A	1.90	0.42
12:L:25:MET:HG2	20:L:101:TGL:HA62	2.01	0.42
19:Q:201:PGV:H22	19:Q:201:PGV:H202	2.01	0.42
25:T:103:CDL:H541	25:T:103:CDL:C24	2.34	0.42
3:C:37:PHE:CG	28:J:101:DMU:H6	2.54	0.42
2:B:16[A]:ILE:HD11	2:B:86:MET:HG2	2.00	0.42
3:C:33[A]:MET:HB2	28:J:101:DMU:C22	2.49	0.42
1:N:302[B]:ARG:NH1	1:N:302[B]:ARG:HG2	2.35	0.42
2:O:116:LEU:CD1	2:O:226:MET:HG2	2.50	0.42
2:B:151:ARG:HD3	2:B:181:GLN:HE21	1.85	0.42
9:I:73:LYS:HD3	29:I:125:HOH:O	2.18	0.42
1:N:87:ILE:O	1:N:173:PRO:HD3	2.20	0.42
25:T:103:CDL:H111	25:T:103:CDL:HA21	2.02	0.42
1:A:169:ILE:HD13	1:A:169:ILE:HA	1.87	0.42
19:A:608:PGV:O06	29:A:702:HOH:O	2.18	0.42
19:C:307:PGV:H72	19:C:307:PGV:H42	1.77	0.42
3:P:177:GLN:OE1	3:P:177:GLN:HA	2.20	0.42
10:W:32:TYR:CE2	22:W:101:CHD:H213	2.55	0.42
1:A:172:LYS:HD2	1:A:181:THR:HG22	2.01	0.41
3:C:144[B]:ILE:HD12	3:C:144[B]:ILE:HA	1.93	0.41
1:N:62:ALA:HB2	14:N:601:HEA:HBD1	2.01	0.41
20:Q:202:TGL:HG31	20:Q:202:TGL:HC21	1.55	0.41
3:C:217:VAL:HG22	25:C:303:CDL:H732	2.02	0.41
20:D:201:TGL:HB92	20:D:201:TGL:H132	2.02	0.41
7:G:5:LYS:CB	1:N:278[B]:MET:HE3	2.50	0.41
1:A:336:PRO:HB2	1:A:394[B]:VAL:HG11	2.02	0.41
1:A:489:THR:HA	6:F:71:TRP:O	2.20	0.41
2:O:16:ILE:HD12	2:O:87[A]:MET:HG2	2.03	0.41
2:O:130:PRO:HA	4:Q:115:TRP:CZ3	2.55	0.41
3:P:33[B]:MET:HE3	28:P:306:DMU:H6	2.02	0.41
2:B:56:MET:HA	23:B:304:PSC:C20	2.37	0.41
25:G:102:CDL:H371	2:O:78:LEU:CD1	2.51	0.41

Continued on next page...

Continued from previous page...

Atom-1	Atom-2	Interatomic distance (Å)	Clash overlap (Å)
9:I:68:ILE:HG21	9:I:68:ILE:HD13	1.71	0.41
3:C:116:TRP:HA	3:C:117:PRO:C	2.40	0.41
25:G:102:CDL:H201	25:G:102:CDL:H511	2.03	0.41
1:N:439:ARG:HD3	2:O:199:ILE:HB	2.03	0.41
25:T:103:CDL:H581	25:T:103:CDL:H782	2.03	0.41
3:C:65:SER:HB3	3:C:71:HIS:CE1	2.56	0.41
6:F:55:LYS:HA	6:F:74:LEU:O	2.20	0.41
1:N:333:LYS:CD	29:N:988:HOH:O	2.68	0.41
25:G:102:CDL:H541	25:G:102:CDL:C23	2.47	0.41
8:H:8:ILE:O	8:H:8:ILE:CG2	2.69	0.41
13:M:32:TRP:CZ3	13:M:40:TYR:OH	2.74	0.41
1:N:107:PRO:HB3	3:P:25:LEU:HB2	2.01	0.41
1:N:361:SER:OG	2:O:84:LEU:HD13	2.20	0.41
7:T:38:HIS:ND1	7:T:38:HIS:N	2.69	0.41
1:A:268:PHE:CZ	2:B:58:ALA:HA	2.55	0.41
2:B:1:FME:HCN	2:B:193:TYR:HB2	2.02	0.41
3:C:131:LEU:CD2	25:G:102:CDL:HB61	2.51	0.41
22:J:102:CHD:H193	22:J:102:CHD:H111	1.60	0.41
2:O:164:ALA:O	2:O:194:GLY:HA3	2.21	0.41
22:P:305:CHD:H162	22:P:305:CHD:H222	1.50	0.41
11:X:8:ASP:HB2	29:X:111:HOH:O	2.20	0.41
11:X:24:PHE:O	11:X:28[A]:VAL:HG12	2.21	0.41
8:H:46:LYS:HD2	29:U:155:HOH:O	2.20	0.41
29:H:145:HOH:O	8:U:46:LYS:HD3	2.19	0.41
4:Q:107:ILE:HB	4:Q:108:PRO:CD	2.51	0.41
7:T:41:HIS:HB3	7:T:74:ARG:NH1	2.36	0.41
8:U:37:HIS:HD2	8:U:40:GLU:OE2	2.04	0.41
6:F:54[A]:ASN:ND2	6:F:54[A]:ASN:N	2.65	0.41
25:G:102:CDL:C24	25:G:102:CDL:C54	2.80	0.41
2:O:13:THR:HG21	2:O:192:TYR:CZ	2.55	0.41
2:O:84:LEU:HA	2:O:87[A]:MET:HE2	2.03	0.41
3:P:50:ASN:HD22	3:P:51[A]:MET:CE	2.33	0.41
4:Q:109:HIS:HD2	29:Q:401:HOH:O	2.03	0.41
9:V:2:THR:HG22	29:V:137:HOH:O	2.19	0.41
2:B:48:THR:HB	9:I:16:ARG:CZ	2.51	0.40
20:L:101:TGL:HB31	20:L:101:TGL:HB62	1.80	0.40
3:P:202:GLY:HA3	26:T:101:PEK:H21	2.03	0.40
1:A:172:LYS:HZ2	1:A:178[A]:GLN:HE22	1.69	0.40
1:A:439:ARG:HD3	2:B:199:ILE:HB	2.03	0.40
8:H:46:LYS:HG2	29:H:171:HOH:O	2.20	0.40
3:P:48:THR:HG23	25:P:304:CDL:H401	2.03	0.40

Continued on next page...

Continued from previous page...

Atom-1	Atom-2	Interatomic distance (Å)	Clash overlap (Å)
6:S:94:HIS:CG	6:S:95:GLN:N	2.84	0.40
1:A:208[B]:MET:HB3	1:A:219:PHE:CD1	2.57	0.40
1:A:293:PHE:CE1	1:A:361[B]:SER:HB2	2.57	0.40
1:A:361[A]:SER:OG	2:B:84:LEU:HD13	2.21	0.40
2:O:13:THR:HB	2:O:168:LEU:HD23	2.03	0.40
4:Q:78:TRP:CB	20:Q:202:TGL:HB22	2.50	0.40
1:A:296:GLY:HA2	8:H:23:GLN:OE1	2.22	0.40
25:P:304:CDL:H631	25:P:304:CDL:H222	2.02	0.40
7:T:5:LYS:CB	26:T:102:PEK:H351	2.51	0.40
1:A:278[B]:MET:HE1	7:T:5:LYS:HB3	2.02	0.40
2:B:59:GLN:HG2	29:B:468:HOH:O	2.20	0.40
3:C:38:ASN:HA	29:C:450:HOH:O	2.21	0.40
25:C:303:CDL:H201	25:C:303:CDL:H621	2.03	0.40
26:C:306:PEK:H041	7:G:17:ARG:HH22	1.87	0.40
26:P:308:PEK:C04	6:S:1:ALA:H2	2.33	0.40
10:W:29:ASN:H	10:W:29:ASN:HD22	1.69	0.40
22:W:101:CHD:H212	22:W:101:CHD:H162	1.82	0.40

All (2) symmetry-related close contacts are listed below. The label for Atom-2 includes the symmetry operator and encoded unit-cell translations to be applied.

Atom-1	Atom-2	Interatomic distance (Å)	Clash overlap (Å)
9:I:2:THR:CB	5:R:80:GLU:OE1[3_647]	2.00	0.20
9:I:2:THR:CG2	5:R:80:GLU:OE1[3_647]	2.19	0.01

5.3 Torsion angles (i)

5.3.1 Protein backbone (i)

In the following table, the Percentiles column shows the percent Ramachandran outliers of the chain as a percentile score with respect to all X-ray entries followed by that with respect to entries of similar resolution.

The Analysed column shows the number of residues for which the backbone conformation was analysed, and the total number of residues.

Mol	Chain	Analysed	Favoured	Allowed	Outliers	Percentiles	
1	A	530/514 (103%)	515 (97%)	15 (3%)	0	100	100
1	N	528/514 (103%)	511 (97%)	17 (3%)	0	100	100

Continued on next page...

Continued from previous page...

Mol	Chain	Analysed	Favoured	Allowed	Outliers	Percentiles	
2	B	234/227 (103%)	230 (98%)	4 (2%)	0	100	100
2	O	230/227 (101%)	225 (98%)	4 (2%)	1 (0%)	30	12
3	C	266/261 (102%)	261 (98%)	4 (2%)	1 (0%)	30	12
3	P	266/261 (102%)	261 (98%)	5 (2%)	0	100	100
4	D	147/147 (100%)	143 (97%)	4 (3%)	0	100	100
4	Q	145/147 (99%)	139 (96%)	5 (3%)	1 (1%)	19	5
5	E	103/109 (94%)	102 (99%)	1 (1%)	0	100	100
5	R	104/109 (95%)	104 (100%)	0	0	100	100
6	F	100/98 (102%)	95 (95%)	3 (3%)	2 (2%)	6	1
6	S	98/98 (100%)	92 (94%)	2 (2%)	4 (4%)	2	0
7	G	82/85 (96%)	68 (83%)	8 (10%)	6 (7%)	1	0
7	T	82/85 (96%)	71 (87%)	5 (6%)	6 (7%)	1	0
8	H	77/85 (91%)	68 (88%)	6 (8%)	3 (4%)	2	0
8	U	77/85 (91%)	68 (88%)	5 (6%)	4 (5%)	1	0
9	I	71/73 (97%)	71 (100%)	0	0	100	100
9	V	71/73 (97%)	69 (97%)	1 (1%)	1 (1%)	9	1
10	J	56/59 (95%)	56 (100%)	0	0	100	100
10	W	57/59 (97%)	57 (100%)	0	0	100	100
11	K	47/56 (84%)	45 (96%)	2 (4%)	0	100	100
11	X	48/56 (86%)	46 (96%)	2 (4%)	0	100	100
12	L	44/47 (94%)	42 (96%)	2 (4%)	0	100	100
12	Y	45/47 (96%)	43 (96%)	2 (4%)	0	100	100
13	M	41/46 (89%)	39 (95%)	2 (5%)	0	100	100
13	Z	41/46 (89%)	39 (95%)	1 (2%)	1 (2%)	5	0
All	All	3590/3614 (99%)	3460 (96%)	100 (3%)	30 (1%)	14	4

All (30) Ramachandran outliers are listed below:

Mol	Chain	Res	Type
6	F	94	HIS
6	F	96	LEU
7	G	4	ALA
7	G	5	LYS
7	G	8	HIS

Continued on next page...

Continued from previous page...

Mol	Chain	Res	Type
8	H	8	ILE
8	H	45	ALA
4	Q	8	SER
6	S	94	HIS
6	S	95	GLN
7	T	3	ALA
7	T	4	ALA
7	T	5	LYS
7	T	7	ASP
7	T	8	HIS
8	U	8	ILE
8	U	45	ALA
8	U	46	LYS
8	H	46	LYS
6	S	96	LEU
9	V	2	THR
13	Z	42	LYS
7	G	37	LEU
7	G	7	ASP
8	U	51	SER
3	C	232	HIS
2	O	92	ASN
7	T	6	GLY
6	S	93	PRO
7	G	9	GLY

5.3.2 Protein sidechains (i)

In the following table, the Percentiles column shows the percent sidechain outliers of the chain as a percentile score with respect to all X-ray entries followed by that with respect to entries of similar resolution.

The Analysed column shows the number of residues for which the sidechain conformation was analysed, and the total number of residues.

Mol	Chain	Analysed	Rotameric	Outliers	Percentiles
1	A	444/426 (104%)	438 (99%)	6 (1%)	62 38
1	N	442/426 (104%)	432 (98%)	10 (2%)	45 17
2	B	219/210 (104%)	208 (95%)	11 (5%)	20 3
2	O	215/210 (102%)	206 (96%)	9 (4%)	25 5
3	C	233/226 (103%)	230 (99%)	3 (1%)	65 41

Continued on next page...

Continued from previous page...

Mol	Chain	Analysed	Rotameric	Outliers	Percentiles	
3	P	233/226 (103%)	230 (99%)	3 (1%)	65	41
4	D	133/129 (103%)	128 (96%)	5 (4%)	28	6
4	Q	131/129 (102%)	124 (95%)	7 (5%)	19	2
5	E	92/95 (97%)	90 (98%)	2 (2%)	47	18
5	R	93/95 (98%)	91 (98%)	2 (2%)	47	18
6	F	85/81 (105%)	79 (93%)	6 (7%)	12	1
6	S	83/81 (102%)	75 (90%)	8 (10%)	7	0
7	G	68/68 (100%)	63 (93%)	5 (7%)	11	1
7	T	68/68 (100%)	61 (90%)	7 (10%)	6	0
8	H	71/75 (95%)	65 (92%)	6 (8%)	8	0
8	U	71/75 (95%)	67 (94%)	4 (6%)	17	2
9	I	57/57 (100%)	55 (96%)	2 (4%)	31	7
9	V	57/57 (100%)	52 (91%)	5 (9%)	8	0
10	J	49/50 (98%)	49 (100%)	0	100	100
10	W	50/50 (100%)	48 (96%)	2 (4%)	27	5
11	K	39/46 (85%)	38 (97%)	1 (3%)	41	14
11	X	40/46 (87%)	40 (100%)	0	100	100
12	L	39/40 (98%)	38 (97%)	1 (3%)	41	14
12	Y	40/40 (100%)	38 (95%)	2 (5%)	20	3
13	M	37/38 (97%)	33 (89%)	4 (11%)	5	0
13	Z	37/38 (97%)	33 (89%)	4 (11%)	5	0
All	All	3126/3082 (101%)	3011 (96%)	115 (4%)	30	6

All (115) residues with a non-rotameric sidechain are listed below:

Mol	Chain	Res	Type
1	A	7	LEU
1	A	38	ARG
1	A	109	PHE
1	A	138	HIS
1	A	180	GLN
1	A	369	ASP
2	B	32[A]	PHE
2	B	32[B]	PHE
2	B	33	LEU

Continued on next page...

Continued from previous page...

Mol	Chain	Res	Type
2	B	59	GLN
2	B	60	GLU
2	B	65	TRP
2	B	75	LEU
2	B	86	MET
2	B	91	ASN
2	B	115	ASP
2	B	171	LYS
3	C	159	MET
3	C	214	PHE
3	C	230	ASN
4	D	4	SER
4	D	19[A]	ARG
4	D	19[B]	ARG
4	D	31[A]	LYS
4	D	31[B]	LYS
5	E	5	HIS
5	E	70	VAL
6	F	37	LYS
6	F	54[A]	ASN
6	F	54[B]	ASN
6	F	80	GLN
6	F	94	HIS
6	F	98	HIS
7	G	2	SER
7	G	18	PHE
7	G	43	GLU
7	G	54	ARG
7	G	84	LYS
8	H	7	LYS
8	H	9	LYS
8	H	29	CYS
8	H	51	SER
8	H	60	TYR
8	H	61	LYS
9	I	36	LYS
9	I	37	PHE
11	K	47	ARG
12	L	47	LYS
13	M	38	ASP
13	M	39	ASN
13	M	42	LYS

Continued on next page...

Continued from previous page...

Mol	Chain	Res	Type
13	M	43	SER
1	N	109	PHE
1	N	138	HIS
1	N	174	PRO
1	N	178[A]	GLN
1	N	178[B]	GLN
1	N	180	GLN
1	N	363	LEU
1	N	369	ASP
1	N	495	LEU
1	N	504	THR
2	O	33	LEU
2	O	60	GLU
2	O	65	TRP
2	O	68	LEU
2	O	78	LEU
2	O	91	ASN
2	O	115	ASP
2	O	171	LYS
2	O	217	LYS
3	P	159	MET
3	P	214	PHE
3	P	230	ASN
4	Q	7	LYS
4	Q	8	SER
4	Q	9	GLU
4	Q	20	ARG
4	Q	51	LEU
4	Q	58	GLU
4	Q	143	ASN
5	R	79	LYS
5	R	91	PRO
6	S	43	LYS
6	S	54	ASN
6	S	80	GLN
6	S	87[A]	THR
6	S	87[B]	THR
6	S	94	HIS
6	S	96	LEU
6	S	98	HIS
7	T	2	SER
7	T	7	ASP

Continued on next page...

Continued from previous page...

Mol	Chain	Res	Type
7	T	18	PHE
7	T	37	LEU
7	T	38	HIS
7	T	54	ARG
7	T	84	LYS
8	U	8	ILE
8	U	9	LYS
8	U	60	TYR
8	U	61	LYS
9	V	2	THR
9	V	36	LYS
9	V	37	PHE
9	V	61	GLU
9	V	70	GLN
10	W	7	GLU
10	W	50	LEU
12	Y	2	HIS
12	Y	20	ARG
13	Z	13	LYS
13	Z	38	ASP
13	Z	39	ASN
13	Z	42	LYS

Sometimes sidechains can be flipped to improve hydrogen bonding and reduce clashes. All (39) such sidechains are listed below:

Mol	Chain	Res	Type
1	A	180	GLN
2	B	10	GLN
2	B	52	HIS
2	B	59	GLN
2	B	181	GLN
2	B	195	GLN
3	C	3	HIS
3	C	68	GLN
3	C	76	GLN
4	D	37	GLN
4	D	109	HIS
4	D	143	ASN
5	E	94	ASN
6	F	80	GLN
7	G	76	ASN
8	H	31	GLN

Continued on next page...

Continued from previous page...

Mol	Chain	Res	Type
8	H	37	HIS
10	J	29	ASN
10	J	57	HIS
1	N	180	GLN
2	O	10	GLN
2	O	91	ASN
2	O	181	GLN
2	O	195	GLN
3	P	50	ASN
3	P	68	GLN
4	Q	37	GLN
4	Q	101	HIS
5	R	94	ASN
6	S	54	ASN
6	S	80	GLN
6	S	94	HIS
7	T	8	HIS
7	T	76	ASN
8	U	31	GLN
8	U	37	HIS
9	V	20	HIS
10	W	29	ASN
10	W	57	HIS

5.3.3 RNA (i)

There are no RNA molecules in this entry.

5.4 Non-standard residues in protein, DNA, RNA chains (i)

8 non-standard protein/DNA/RNA residues are modelled in this entry.

In the following table, the Counts columns list the number of bonds (or angles) for which Mogul statistics could be retrieved, the number of bonds (or angles) that are observed in the model and the number of bonds (or angles) that are defined in the Chemical Component Dictionary. The Link column lists molecule types, if any, to which the group is linked. The Z score for a bond length (or angle) is the number of standard deviations the observed value is removed from the expected value. A bond length (or angle) with $|Z| > 2$ is considered an outlier worth inspection. RMSZ is the root-mean-square of all Z scores of the bond lengths (or angles).

Mol	Type	Chain	Res	Link	Bond lengths			Bond angles		
					Counts	RMSZ	$\#\|Z\| > 2$	Counts	RMSZ	$\#\|Z\| > 2$

Mol	Type	Chain	Res	Link	Bond lengths			Bond angles		
					Counts	RMSZ	$\#\|Z\| > 2$	Counts	RMSZ	$\#\|Z\| > 2$
1	FME	N	1	1	8,9,10	1.31	1 (12%)	7,9,11	1.73	2 (28%)
7	TPO	T	11	7	8,10,11	1.69	2 (25%)	10,14,16	1.24	1 (10%)
2	FME	O	1	2	8,9,10	1.93	4 (50%)	7,9,11	2.34	3 (42%)
9	SAC	V	1	9	7,8,9	2.32	2 (28%)	8,9,11	3.04	4 (50%)
9	SAC	I	1	9	7,8,9	2.70	3 (42%)	8,9,11	1.44	1 (12%)
7	TPO	G	11	7	8,10,11	2.10	4 (50%)	10,14,16	1.99	2 (20%)
2	FME	B	1	2	8,9,10	5.84	6 (75%)	7,9,11	8.82	4 (57%)
1	FME	A	1	1	8,9,10	1.69	2 (25%)	7,9,11	1.64	3 (42%)

In the following table, the Chirals column lists the number of chiral outliers, the number of chiral centers analysed, the number of these observed in the model and the number defined in the Chemical Component Dictionary. Similar counts are reported in the Torsion and Rings columns. '-' means no outliers of that kind were identified.

Mol	Type	Chain	Res	Link	Chirals	Torsions	Rings
1	FME	N	1	1	-	4/7/9/11	-
7	TPO	T	11	7	-	4/9/11/13	-
2	FME	O	1	2	-	0/7/9/11	-
9	SAC	V	1	9	-	4/7/8/10	-
9	SAC	I	1	9	-	1/7/8/10	-
7	TPO	G	11	7	-	5/9/11/13	-
2	FME	B	1	2	-	1/7/9/11	-
1	FME	A	1	1	-	3/7/9/11	-

All (24) bond length outliers are listed below:

Mol	Chain	Res	Type	Atoms	Z	Observed(Å)	Ideal(Å)
2	B	1	FME	CN-N	11.15	1.71	1.33
2	B	1	FME	O1-CN	-8.94	0.95	1.22
9	I	1	SAC	OAC-C1A	5.36	1.35	1.23
9	V	1	SAC	OAC-C1A	4.57	1.33	1.23
2	B	1	FME	CB-CA	4.52	1.61	1.53
2	B	1	FME	CG-SD	-4.20	1.59	1.81
9	V	1	SAC	CA-N	3.84	1.51	1.46
2	B	1	FME	CA-N	3.75	1.51	1.46
2	B	1	FME	CB-CG	3.68	1.65	1.51

Continued on next page...

Continued from previous page...

Mol	Chain	Res	Type	Atoms	Z	Observed(Å)	Ideal(Å)
1	A	1	FME	CA-N	3.41	1.51	1.46
7	G	11	TPO	P-O1P	3.38	1.61	1.50
9	I	1	SAC	CA-N	3.32	1.51	1.46
2	O	1	FME	CG-SD	-3.03	1.65	1.81
7	T	11	TPO	P-O1P	2.97	1.60	1.50
2	O	1	FME	CB-CA	2.87	1.58	1.53
1	A	1	FME	O-C	2.85	1.31	1.19
7	G	11	TPO	CG2-CB	2.60	1.57	1.51
9	I	1	SAC	O-C	2.33	1.29	1.19
2	O	1	FME	CN-N	2.24	1.40	1.33
2	O	1	FME	CB-CG	2.22	1.60	1.51
1	N	1	FME	CB-CG	2.17	1.59	1.51
7	G	11	TPO	P-OG1	2.14	1.63	1.59
7	T	11	TPO	P-OG1	2.08	1.63	1.59
7	G	11	TPO	P-O2P	2.02	1.62	1.54

All (20) bond angle outliers are listed below:

Mol	Chain	Res	Type	Atoms	Z	Observed(^{o})	Ideal(^{o})
2	B	1	FME	O1-CN-N	-17.24	79.86	125.27
2	B	1	FME	CA-N-CN	-13.95	101.37	122.82
2	B	1	FME	CG-CB-CA	-5.63	97.31	112.95
7	G	11	TPO	CG2-CB-CA	5.16	123.35	113.16
9	V	1	SAC	C-CA-N	-5.02	100.67	109.73
2	O	1	FME	CG-CB-CA	-4.32	100.96	112.95
2	B	1	FME	C-CA-N	4.25	117.40	109.73
9	V	1	SAC	C2A-C1A-N	3.90	122.70	116.10
9	V	1	SAC	CA-N-C1A	3.83	130.21	123.15
9	I	1	SAC	CB-CA-N	3.14	117.60	110.55
1	N	1	FME	CE-SD-CG	3.13	111.16	100.40
9	V	1	SAC	OAC-C1A-N	-3.10	116.26	121.95
2	O	1	FME	C-CA-N	-3.02	104.28	109.73
7	T	11	TPO	O3P-P-OG1	2.99	119.39	105.99
1	N	1	FME	O-C-CA	-2.68	117.75	124.78
7	G	11	TPO	O-C-CA	-2.68	117.75	124.78
2	O	1	FME	CA-N-CN	-2.62	118.79	122.82
1	A	1	FME	O-C-CA	-2.60	117.97	124.78
1	A	1	FME	CE-SD-CG	2.07	107.50	100.40
1	A	1	FME	O1-CN-N	-2.03	119.92	125.27

There are no chirality outliers.

All (22) torsion outliers are listed below:

Mol	Chain	Res	Type	Atoms
1	A	1	FME	N-CA-CB-CG
2	B	1	FME	O1-CN-N-CA
7	G	11	TPO	N-CA-CB-CG2
7	G	11	TPO	N-CA-CB-OG1
7	G	11	TPO	C-CA-CB-CG2
1	N	1	FME	N-CA-CB-CG
1	N	1	FME	C-CA-CB-CG
7	T	11	TPO	N-CA-CB-CG2
7	T	11	TPO	N-CA-CB-OG1
7	T	11	TPO	C-CA-CB-CG2
7	T	11	TPO	CB-OG1-P-O2P
9	V	1	SAC	C-CA-CB-OG
1	N	1	FME	CA-CB-CG-SD
9	V	1	SAC	C2A-C1A-N-CA
9	V	1	SAC	OAC-C1A-N-CA
9	V	1	SAC	N-CA-CB-OG
9	I	1	SAC	N-CA-CB-OG
7	G	11	TPO	CB-OG1-P-O2P
1	A	1	FME	CA-CB-CG-SD
1	N	1	FME	CB-CG-SD-CE
1	A	1	FME	C-CA-CB-CG
7	G	11	TPO	O-C-CA-CB

There are no ring outliers.

3 monomers are involved in 14 short contacts:

Mol	Chain	Res	Type	Clashes	Symm-Clashes
7	T	11	TPO	3	0
7	G	11	TPO	4	0
2	B	1	FME	7	0

5.5 Carbohydrates (i)

There are no oligosaccharides in this entry.

5.6 Ligand geometry (i)

Of 56 ligands modelled in this entry, 8 are monoatomic and 2 are unknown - leaving 46 for Mogul analysis.

In the following table, the Counts columns list the number of bonds (or angles) for which Mogul statistics could be retrieved, the number of bonds (or angles) that are observed in the model and

the number of bonds (or angles) that are defined in the Chemical Component Dictionary. The Link column lists molecule types, if any, to which the group is linked. The Z score for a bond length (or angle) is the number of standard deviations the observed value is removed from the expected value. A bond length (or angle) with $|Z| > 2$ is considered an outlier worth inspection. RMSZ is the root-mean-square of all Z scores of the bond lengths (or angles).

Mol	Type	Chain	Res	Link	Bond lengths			Bond angles		
					Counts	RMSZ	$\#\|Z\| > 2$	Counts	RMSZ	$\#\|Z\| > 2$
20	TGL	N	608	-	62,62,62	1.44	8 (12%)	65,65,65	2.18	14 (21%)
19	PGV	A	608	-	50,50,50	1.97	6 (12%)	53,56,56	2.43	14 (26%)
22	CHD	P	305	-	32,32,32	1.53	6 (18%)	51,51,51	3.52	29 (56%)
22	CHD	C	304	-	32,32,32	1.48	5 (15%)	51,51,51	3.85	30 (58%)
14	HEA	A	602	18,1	57,67,67	1.74	12 (21%)	61,103,103	2.14	17 (27%)
20	TGL	Q	202	-	62,62,62	2.36	11 (17%)	65,65,65	2.77	14 (21%)
20	TGL	Y	101	-	62,62,62	2.05	11 (17%)	65,65,65	3.06	27 (41%)
28	DMU	J	101	-	34,34,34	1.00	1 (2%)	45,45,45	1.48	6 (13%)
19	PGV	N	607	-	50,50,50	1.47	7 (14%)	53,56,56	1.50	11 (20%)
23	PSC	B	304	-	51,51,51	1.32	3 (5%)	57,59,59	1.77	12 (21%)
25	CDL	C	303	-	99,99,99	1.82	20 (20%)	105,111,111	2.30	34 (32%)
28	DMU	M	101	-	34,34,34	1.49	5 (14%)	45,45,45	2.24	16 (35%)
22	CHD	C	305	-	32,32,32	2.46	15 (46%)	51,51,51	2.68	20 (39%)
25	CDL	P	304	-	99,99,99	2.05	22 (22%)	105,111,111	2.17	35 (33%)
26	PEK	C	306	-	52,52,52	1.61	5 (9%)	55,57,57	2.21	18 (32%)
20	TGL	L	101	-	62,62,62	2.10	13 (20%)	65,65,65	2.84	27 (41%)
19	PGV	P	301	-	50,50,50	1.11	2 (4%)	53,56,56	1.68	10 (18%)
19	PGV	Q	201	-	50,50,50	1.31	3 (6%)	53,56,56	1.74	10 (18%)
14	HEA	N	602	18,1	57,67,67	1.72	15 (26%)	61,103,103	2.70	29 (47%)
26	PEK	T	102	-	52,52,52	1.30	2 (3%)	55,57,57	1.55	8 (14%)
14	HEA	N	601	1	57,67,67	2.31	20 (35%)	61,103,103	2.62	20 (32%)
21	CUA	B	302	2	0,1,1	-	-	-		
14	HEA	A	601	1	57,67,67	2.33	18 (31%)	61,103,103	2.52	22 (36%)
22	CHD	O	302	-	32,32,32	2.42	11 (34%)	51,51,51	2.45	21 (41%)
18	PER	A	606	14,15	0,1,1	-	-	-		
22	CHD	B	303	-	32,32,32	2.75	18 (56%)	51,51,51	2.65	23 (45%)
19	PGV	P	303	-	50,50,50	1.06	3 (6%)	53,56,56	1.51	13 (24%)
20	TGL	D	201	-	62,62,62	2.77	11 (17%)	65,65,65	3.36	24 (36%)
28	DMU	P	306	-	34,34,34	0.87	1 (2%)	45,45,45	1.80	9 (20%)
23	PSC	O	303	-	51,51,51	1.45	3 (5%)	57,59,59	1.73	11 (19%)
19	PGV	A	607	-	50,50,50	1.49	9 (18%)	53,56,56	1.54	11 (20%)

Mol	Type	Chain	Res	Link	Bond lengths			Bond angles		
					Counts	RMSZ	$\#\|Z\| > 2$	Counts	RMSZ	$\#\|Z\| > 2$
19	PGV	C	307	-	50,50,50	1.29	4 (8%)	53,56,56	1.60	8 (15%)
26	PEK	G	103	-	52,52,52	1.29	3 (5%)	55,57,57	1.64	11 (20%)
22	CHD	P	307	-	32,32,32	1.98	13 (40%)	51,51,51	2.47	20 (39%)
26	PEK	G	101	-	52,52,52	1.20	5 (9%)	55,57,57	1.66	12 (21%)
19	PGV	C	302	-	50,50,50	1.41	5 (10%)	53,56,56	2.06	5 (9%)
21	CUA	O	301	2	0,1,1	-	-	-		
20	TGL	B	301	-	62,62,62	1.71	8 (12%)	65,65,65	2.82	21 (32%)
22	CHD	J	102	-	32,32,32	1.86	9 (28%)	51,51,51	4.61	35 (68%)
25	CDL	G	102	-	99,99,99	1.49	13 (13%)	105,111,111	1.82	22 (20%)
25	CDL	T	103	-	99,99,99	1.53	12 (12%)	105,111,111	1.67	18 (17%)
26	PEK	P	308	-	52,52,52	1.68	6 (11%)	55,57,57	1.92	14 (25%)
26	PEK	T	101	-	52,52,52	1.60	4 (7%)	55,57,57	2.28	10 (18%)
22	CHD	W	101	-	32,32,32	2.03	13 (40%)	51,51,51	4.55	31 (60%)
18	PER	N	606	14,15	0,1,1	-	-	-		
28	DMU	Z	101	-	34,34,34	1.26	5 (14%)	45,45,45	1.84	12 (26%)

In the following table, the Chirals column lists the number of chiral outliers, the number of chiral centers analysed, the number of these observed in the model and the number defined in the Chemical Component Dictionary. Similar counts are reported in the Torsion and Rings columns. '-' means no outliers of that kind were identified.

Mol	Type	Chain	Res	Link	Chirals	Torsions	Rings
20	TGL	N	608	-	-	43/65/65/65	-
19	PGV	A	608	-	-	34/55/55/55	-
22	CHD	P	305	-	-	7/9/74/74	0/4/4/4
22	CHD	C	304	-	-	8/9/74/74	0/4/4/4
14	HEA	A	602	18,1	-	4/32/76/76	-
20	TGL	Q	202	-	-	36/65/65/65	-
20	TGL	Y	101	-	-	41/65/65/65	-
28	DMU	J	101	-	-	6/19/59/59	0/2/2/2
19	PGV	N	607	-	-	9/55/55/55	-
23	PSC	B	304	-	-	31/55/55/55	-
25	CDL	C	303	-	-	57/110/110/110	-
28	DMU	M	101	-	-	5/19/59/59	0/2/2/2
22	CHD	C	305	-	-	2/9/74/74	0/4/4/4
25	CDL	P	304	-	-	62/110/110/110	-

Continued on next page...

Continued from previous page...

Mol	Type	Chain	Res	Link	Chirals	Torsions	Rings
26	PEK	C	306	-	-	34/56/56/56	-
20	TGL	L	101	-	-	34/65/65/65	-
19	PGV	P	301	-	-	30/55/55/55	-
19	PGV	Q	201	-	-	31/55/55/55	-
14	HEA	N	602	18,1	-	4/32/76/76	-
26	PEK	T	102	-	-	28/56/56/56	-
14	HEA	N	601	1	-	6/32/76/76	-
14	HEA	A	601	1	-	5/32/76/76	-
22	CHD	O	302	-	-	2/9/74/74	0/4/4/4
22	CHD	B	303	-	-	2/9/74/74	0/4/4/4
19	PGV	P	303	-	-	10/55/55/55	-
20	TGL	D	201	-	-	33/65/65/65	-
28	DMU	P	306	-	-	6/19/59/59	0/2/2/2
23	PSC	O	303	-	-	27/55/55/55	-
19	PGV	A	607	-	-	8/55/55/55	-
19	PGV	C	307	-	-	33/55/55/55	-
26	PEK	G	103	-	-	22/56/56/56	-
22	CHD	P	307	-	-	3/9/74/74	0/4/4/4
26	PEK	G	101	-	-	16/56/56/56	-
19	PGV	C	302	-	-	14/55/55/55	-
22	CHD	J	102	-	-	7/9/74/74	0/4/4/4
20	TGL	B	301	-	-	31/65/65/65	-
26	PEK	P	308	-	-	22/56/56/56	-
25	CDL	G	102	-	-	59/110/110/110	-
25	CDL	T	103	-	-	62/110/110/110	-
26	PEK	T	101	-	-	21/56/56/56	-
22	CHD	W	101	-	-	9/9/74/74	0/4/4/4
28	DMU	Z	101	-	-	5/19/59/59	0/2/2/2

All (366) bond length outliers are listed below:

Mol	Chain	Res	Type	Atoms	Z	Observed(Å)	Ideal(Å)
20	D	201	TGL	OB1-CB1	12.98	1.61	1.22
20	Q	202	TGL	OB1-CB1	11.24	1.55	1.22
20	D	201	TGL	OG2-CB1	10.44	1.63	1.34
20	Q	202	TGL	OG2-CB1	9.46	1.60	1.34

Continued on next page...

Continued from previous page...

Mol	Chain	Res	Type	Atoms	Z	Observed(Å)	Ideal(Å)
14	A	601	HEA	C18-C19	-8.37	1.12	1.33
20	L	101	TGL	OG2-CB1	8.31	1.57	1.34
20	Y	101	TGL	OG2-CB1	7.74	1.56	1.34
19	A	608	PGV	O02-C1	7.55	1.44	1.22
20	B	301	TGL	OG1-CA1	7.27	1.54	1.33
25	P	304	CDL	OB8-CB7	7.06	1.54	1.33
20	Y	101	TGL	OG3-CC1	7.02	1.53	1.33
26	P	308	PEK	O01-C1	7.01	1.54	1.34
19	A	608	PGV	O03-C19	6.99	1.53	1.33
25	P	304	CDL	PB2-OB3	6.75	1.74	1.50
26	T	101	PEK	C3-C2	6.53	1.76	1.52
20	D	201	TGL	OC1-CC1	6.49	1.41	1.22
26	C	306	PEK	O01-C1	6.39	1.52	1.34
14	N	601	HEA	C18-C19	-6.29	1.17	1.33
14	A	601	HEA	C16-C17	-6.26	1.32	1.53
23	O	303	PSC	O01-C1	6.22	1.51	1.34
25	C	303	CDL	PB2-OB3	6.21	1.72	1.50
20	Y	101	TGL	OG1-CA1	6.20	1.51	1.33
26	P	308	PEK	O03-C21	6.20	1.51	1.33
26	C	306	PEK	O03-C21	6.17	1.51	1.33
20	B	301	TGL	OC1-CC1	-6.16	1.04	1.22
25	C	303	CDL	OB8-CB7	6.13	1.51	1.33
26	G	103	PEK	O01-C1	6.06	1.51	1.34
25	P	304	CDL	OA8-CA7	6.02	1.50	1.33
19	Q	201	PGV	O03-C19	5.89	1.50	1.33
20	L	101	TGL	OG3-CC1	5.87	1.50	1.33
25	T	103	CDL	OB8-CB7	5.81	1.50	1.33
25	P	304	CDL	OA6-CA5	5.78	1.50	1.34
25	C	303	CDL	OA8-CA7	5.76	1.50	1.33
26	T	101	PEK	C2-C1	5.74	1.67	1.50
20	D	201	TGL	OG1-CA1	5.71	1.50	1.33
23	B	304	PSC	O01-C1	5.71	1.50	1.34
25	T	103	CDL	OA6-CA5	5.66	1.50	1.34
26	T	102	PEK	O01-C1	5.64	1.50	1.34
25	P	304	CDL	O1-C1	5.59	1.60	1.43
22	O	302	CHD	C10-C5	-5.56	1.46	1.55
20	N	608	TGL	OG1-CA1	5.50	1.49	1.33
26	G	103	PEK	O03-C21	5.46	1.49	1.33
20	L	101	TGL	OG1-CA1	5.44	1.49	1.33
25	G	102	CDL	OB6-CB5	5.42	1.49	1.34
25	G	102	CDL	OB8-CB7	5.38	1.49	1.33
26	T	102	PEK	O03-C21	5.35	1.49	1.33

Continued on next page...

Continued from previous page...

Mol	Chain	Res	Type	Atoms	Z	Observed(Å)	Ideal(Å)
14	N	601	HEA	O11-C11	5.28	1.54	1.42
25	G	102	CDL	OA6-CA5	5.28	1.49	1.34
25	T	103	CDL	OB6-CB5	5.27	1.49	1.34
25	C	303	CDL	OA6-CA5	5.20	1.49	1.34
22	C	305	CHD	C22-C20	5.19	1.67	1.54
22	O	302	CHD	C19-C10	5.19	1.63	1.54
22	B	303	CHD	C13-C14	-5.14	1.46	1.55
20	Q	202	TGL	OG3-CC1	5.10	1.48	1.33
22	B	303	CHD	C19-C10	5.10	1.63	1.54
20	Q	202	TGL	OG1-CA1	5.06	1.48	1.33
14	N	601	HEA	CHC-C4B	5.02	1.47	1.35
22	O	302	CHD	C15-C14	4.93	1.64	1.54
14	A	602	HEA	C18-C19	4.91	1.44	1.33
19	C	307	PGV	O01-C1	4.85	1.48	1.34
14	A	602	HEA	C3C-C2C	-4.85	1.33	1.40
19	A	608	PGV	P-O13	4.82	1.68	1.50
25	T	103	CDL	OA8-CA7	4.80	1.47	1.33
22	P	307	CHD	C11-C12	4.79	1.61	1.53
19	Q	201	PGV	O01-C1	4.75	1.47	1.34
25	C	303	CDL	O1-C1	4.69	1.57	1.43
25	P	304	CDL	CB2-C1	4.65	1.67	1.51
25	G	102	CDL	OA8-CA7	4.58	1.46	1.33
19	C	302	PGV	C22-C21	4.57	1.77	1.51
19	P	301	PGV	O03-C19	4.55	1.46	1.33
20	D	201	TGL	CC2-CC1	4.53	1.63	1.50
22	J	102	CHD	C20-C17	4.51	1.62	1.54
22	B	303	CHD	C4-C3	4.49	1.60	1.51
23	B	304	PSC	O03-C19	4.42	1.46	1.33
14	N	601	HEA	C16-C17	-4.38	1.39	1.53
20	D	201	TGL	OG3-CC1	4.36	1.46	1.33
19	P	301	PGV	O01-C1	4.35	1.46	1.34
25	P	304	CDL	OB8-CB6	4.32	1.55	1.45
20	N	608	TGL	OG3-CC1	4.31	1.45	1.33
14	N	601	HEA	C1C-NC	4.29	1.45	1.36
25	C	303	CDL	CB2-C1	4.26	1.66	1.51
22	W	101	CHD	C13-C17	4.23	1.62	1.55
19	A	607	PGV	C01-C02	4.23	1.63	1.50
19	C	302	PGV	C20-C19	4.22	1.63	1.50
20	B	301	TGL	OG3-CC1	4.18	1.45	1.33
22	B	303	CHD	C16-C17	4.16	1.63	1.54
23	O	303	PSC	O03-C19	4.16	1.45	1.33
14	N	601	HEA	C3C-C2C	-4.14	1.34	1.40

Continued on next page...

Continued from previous page...

Mol	Chain	Res	Type	Atoms	Z	Observed(Å)	Ideal(Å)
22	O	302	CHD	C16-C17	4.10	1.62	1.54
20	D	201	TGL	C10-CB9	-4.08	1.28	1.51
23	O	303	PSC	C13-C12	4.07	1.55	1.31
25	C	303	CDL	C79-C78	-4.05	1.28	1.51
14	N	602	HEA	CBA-CGA	4.05	1.60	1.50
19	C	307	PGV	O03-C19	4.05	1.45	1.33
22	B	303	CHD	C4-C5	4.03	1.60	1.53
28	J	101	DMU	O16-C6	4.03	1.47	1.40
22	B	303	CHD	C15-C14	4.02	1.62	1.54
22	B	303	CHD	C23-C24	4.00	1.59	1.50
25	P	304	CDL	OB6-CB5	3.98	1.45	1.34
14	A	601	HEA	C3C-C2C	-3.97	1.34	1.40
22	C	305	CHD	C11-C12	3.96	1.59	1.53
23	B	304	PSC	C13-C12	3.92	1.54	1.31
19	N	607	PGV	C01-C02	3.90	1.62	1.50
22	C	305	CHD	C4-C3	3.88	1.59	1.51
14	A	601	HEA	C14-C15	-3.87	1.23	1.33
22	B	303	CHD	O7-C7	3.84	1.51	1.43
20	B	301	TGL	CB2-CB1	-3.83	1.39	1.50
22	P	305	CHD	O25-C24	3.82	1.34	1.22
14	N	601	HEA	CMC-C2C	3.81	1.59	1.51
22	W	101	CHD	C13-C12	3.81	1.60	1.54
19	A	608	PGV	P-O12	3.79	1.74	1.59
22	C	305	CHD	C6-C5	3.78	1.59	1.53
22	O	302	CHD	C6-C7	3.78	1.59	1.52
19	A	608	PGV	O01-C1	3.74	1.44	1.34
14	N	601	HEA	CMB-C2B	3.73	1.58	1.50
20	L	101	TGL	CC2-CC1	3.72	1.61	1.50
14	A	601	HEA	C16-C15	3.71	1.59	1.51
25	T	103	CDL	C42-C41	-3.70	1.30	1.51
20	N	608	TGL	OG2-CB1	3.69	1.44	1.34
28	M	101	DMU	O7-C3	3.67	1.53	1.43
28	P	306	DMU	O16-C6	3.60	1.46	1.40
14	A	601	HEA	C3A-C2A	-3.58	1.35	1.40
22	B	303	CHD	C10-C5	-3.56	1.49	1.55
14	A	602	HEA	CHD-C1D	3.55	1.44	1.35
14	N	601	HEA	C16-C15	3.52	1.58	1.51
20	L	101	TGL	C20-CA9	-3.52	1.31	1.51
14	N	601	HEA	CHD-C1D	3.51	1.44	1.35
22	W	101	CHD	C8-C14	3.51	1.60	1.53
22	C	305	CHD	C16-C17	3.48	1.61	1.54
22	J	102	CHD	C8-C14	3.48	1.60	1.53

Continued on next page...

Continued from previous page...

Mol	Chain	Res	Type	Atoms	Z	Observed(Å)	Ideal(Å)
25	P	304	CDL	C79-C78	-3.46	1.32	1.51
25	P	304	CDL	OB2-CB2	3.46	1.58	1.44
25	P	304	CDL	C59-C58	-3.45	1.32	1.51
22	P	307	CHD	C22-C20	3.44	1.63	1.54
22	P	307	CHD	C6-C7	3.41	1.58	1.52
22	B	303	CHD	C6-C7	3.39	1.58	1.52
14	A	601	HEA	CBD-CAD	3.38	1.62	1.52
20	L	101	TGL	C10-CB9	-3.36	1.32	1.51
25	G	102	CDL	C59-C58	-3.36	1.32	1.51
19	N	607	PGV	O01-C02	-3.36	1.38	1.46
20	L	101	TGL	CB2-CB1	3.35	1.60	1.50
22	B	303	CHD	C6-C5	3.35	1.59	1.53
22	C	305	CHD	O12-C12	3.33	1.49	1.43
14	A	602	HEA	C24-C23	3.31	1.59	1.50
26	T	101	PEK	O11-C03	3.31	1.57	1.44
25	P	304	CDL	PB2-OB2	3.31	1.72	1.59
14	N	602	HEA	C14-C15	3.30	1.40	1.33
14	N	602	HEA	C20-C19	3.30	1.58	1.51
25	C	303	CDL	PB2-OB2	3.29	1.72	1.59
22	B	303	CHD	C18-C13	3.29	1.59	1.54
20	Q	202	TGL	C10-CB9	-3.28	1.33	1.51
26	G	101	PEK	C23-C22	-3.27	1.40	1.52
25	G	102	CDL	C62-C61	-3.27	1.33	1.51
22	P	305	CHD	C11-C9	3.24	1.59	1.53
22	P	307	CHD	C23-C24	3.24	1.58	1.50
25	T	103	CDL	C62-C61	-3.23	1.33	1.51
14	N	602	HEA	O11-C11	3.22	1.49	1.42
20	Y	101	TGL	C20-CA9	-3.22	1.33	1.51
22	W	101	CHD	C20-C17	3.21	1.60	1.54
22	C	305	CHD	C13-C17	3.20	1.61	1.55
22	C	304	CHD	C8-C9	3.20	1.60	1.53
19	N	607	PGV	O03-C01	3.18	1.52	1.45
22	C	305	CHD	C2-C3	3.17	1.59	1.51
19	N	607	PGV	C3-C2	3.17	1.63	1.52
20	L	101	TGL	OG2-CG2	3.16	1.54	1.46
20	N	608	TGL	OC1-CC1	-3.14	1.13	1.22
22	W	101	CHD	C8-C9	3.13	1.60	1.53
22	J	102	CHD	C13-C17	3.13	1.60	1.55
20	L	101	TGL	CG3-CG2	3.12	1.60	1.50
20	Q	202	TGL	OC1-CC1	3.12	1.31	1.22
25	P	304	CDL	C19-C18	-3.12	1.34	1.51
22	J	102	CHD	C8-C9	3.10	1.59	1.53

Continued on next page...

Continued from previous page...

Mol	Chain	Res	Type	Atoms	Z	Observed(Å)	Ideal(Å)
25	P	304	CDL	C62-C61	-3.10	1.34	1.51
14	A	601	HEA	CHC-C4B	3.09	1.42	1.35
25	T	103	CDL	C22-C21	-3.09	1.34	1.51
22	P	307	CHD	C16-C15	3.09	1.62	1.54
25	C	303	CDL	OB6-CB5	3.08	1.43	1.34
14	A	602	HEA	C12-C11	3.08	1.58	1.52
19	C	302	PGV	C21-C20	3.07	1.63	1.52
25	G	102	CDL	C82-C81	-3.07	1.34	1.51
22	C	305	CHD	C16-C15	3.06	1.62	1.54
22	P	305	CHD	C8-C9	3.06	1.59	1.53
14	A	601	HEA	CMB-C2B	3.06	1.57	1.50
26	P	308	PEK	P-O11	3.04	1.71	1.59
25	P	304	CDL	C22-C21	-3.04	1.34	1.51
22	O	302	CHD	C4-C3	3.03	1.57	1.51
20	Y	101	TGL	C10-CB9	-3.03	1.34	1.51
14	N	601	HEA	CMD-C2D	3.03	1.57	1.50
14	A	601	HEA	C22-C23	3.02	1.41	1.32
25	C	303	CDL	C82-C81	-3.01	1.34	1.51
25	T	103	CDL	C59-C58	-3.00	1.34	1.51
22	C	304	CHD	C10-C5	2.99	1.60	1.55
22	O	302	CHD	C13-C12	2.99	1.59	1.54
22	O	302	CHD	C8-C9	2.98	1.59	1.53
25	C	303	CDL	C59-C58	-2.97	1.34	1.51
26	C	306	PEK	C22-C21	2.97	1.59	1.50
14	N	602	HEA	CMB-C2B	2.97	1.57	1.50
25	C	303	CDL	C62-C61	-2.95	1.35	1.51
22	C	304	CHD	C8-C14	2.95	1.59	1.53
26	P	308	PEK	C22-C21	2.94	1.59	1.50
25	P	304	CDL	PA1-OA5	2.93	1.71	1.59
22	W	101	CHD	C13-C14	2.93	1.60	1.55
20	N	608	TGL	C20-CA9	-2.91	1.35	1.51
25	T	103	CDL	C19-C18	-2.91	1.35	1.51
22	J	102	CHD	C8-C7	2.90	1.58	1.53
20	L	101	TGL	OB1-CB1	2.89	1.31	1.22
20	Y	101	TGL	CG3-CG2	2.88	1.59	1.50
19	P	303	PGV	C20-C19	2.88	1.59	1.50
28	Z	101	DMU	O55-C2	2.87	1.49	1.43
14	A	601	HEA	CBA-CGA	2.87	1.57	1.50
26	C	306	PEK	P-O11	2.86	1.70	1.59
22	B	303	CHD	C8-C7	-2.86	1.48	1.53
14	A	601	HEA	C12-C13	2.85	1.62	1.53
25	T	103	CDL	C39-C38	-2.85	1.35	1.51

Continued on next page...

Continued from previous page...

Mol	Chain	Res	Type	Atoms	Z	Observed(Å)	Ideal(Å)
25	C	303	CDL	C19-C18	-2.85	1.35	1.51
19	N	607	PGV	O01-C1	2.84	1.42	1.34
19	A	607	PGV	C3-C2	2.84	1.62	1.52
20	B	301	TGL	C20-CA9	-2.83	1.35	1.51
20	N	608	TGL	C10-CB9	-2.83	1.35	1.51
20	D	201	TGL	C15-CC9	-2.80	1.35	1.51
20	Y	101	TGL	CC3-CC2	2.80	1.62	1.52
19	N	607	PGV	C03-C02	2.80	1.59	1.50
25	P	304	CDL	C39-C38	-2.79	1.35	1.51
22	C	305	CHD	C10-C9	2.79	1.61	1.56
25	C	303	CDL	OB8-CB6	2.79	1.51	1.45
14	N	601	HEA	C12-C13	2.78	1.62	1.53
26	G	101	PEK	O01-C02	2.78	1.53	1.46
14	A	602	HEA	CBD-CGD	2.77	1.57	1.50
14	A	602	HEA	C12-C13	2.77	1.62	1.53
20	D	201	TGL	C20-CA9	-2.76	1.36	1.51
22	P	307	CHD	C16-C17	2.76	1.60	1.54
14	N	602	HEA	C12-C13	2.76	1.62	1.53
25	G	102	CDL	C39-C38	-2.75	1.36	1.51
26	T	101	PEK	C23-C22	-2.74	1.42	1.52
14	N	601	HEA	O1A-CGA	2.74	1.31	1.22
28	M	101	DMU	C2-C1	2.73	1.59	1.52
22	C	305	CHD	O25-C24	2.73	1.31	1.22
20	Q	202	TGL	C20-CA9	-2.72	1.36	1.51
25	G	102	CDL	C19-C18	-2.71	1.36	1.51
25	C	303	CDL	OB2-CB2	2.71	1.55	1.44
25	C	303	CDL	C22-C21	-2.71	1.36	1.51
22	W	101	CHD	C8-C7	2.71	1.58	1.53
22	P	307	CHD	C6-C5	2.71	1.58	1.53
14	N	602	HEA	C3B-C2B	2.71	1.40	1.34
14	N	602	HEA	C1B-C2B	2.70	1.49	1.44
28	M	101	DMU	O5-C4	2.70	1.50	1.44
20	N	608	TGL	C15-CC9	-2.68	1.36	1.51
26	G	101	PEK	O11-C03	2.68	1.55	1.44
25	P	304	CDL	C82-C81	-2.68	1.36	1.51
22	P	307	CHD	C22-C23	-2.67	1.44	1.52
22	C	305	CHD	C8-C7	2.66	1.58	1.53
14	N	602	HEA	O1D-CGD	2.65	1.30	1.22
22	C	305	CHD	C13-C12	-2.65	1.50	1.54
19	A	607	PGV	O03-C01	2.63	1.51	1.45
20	D	201	TGL	CG3-CG2	2.63	1.58	1.50
22	B	303	CHD	C21-C20	2.63	1.59	1.53

Continued on next page...

Continued from previous page...

Mol	Chain	Res	Type	Atoms	Z	Observed(Å)	Ideal(Å)
14	N	601	HEA	CBA-CGA	2.63	1.56	1.50
14	N	602	HEA	CHD-C1D	2.63	1.41	1.35
22	C	305	CHD	C11-C9	2.62	1.58	1.53
25	C	303	CDL	PA1-OA5	2.61	1.69	1.59
19	P	303	PGV	P-O14	-2.61	1.43	1.55
22	W	101	CHD	C11-C9	2.59	1.58	1.53
22	P	307	CHD	C11-C9	2.58	1.58	1.53
20	Y	101	TGL	C15-CC9	-2.58	1.37	1.51
20	Y	101	TGL	OG2-CG2	2.57	1.53	1.46
14	A	602	HEA	C3B-C2B	2.56	1.40	1.34
14	A	602	HEA	CHC-C4B	2.56	1.41	1.35
28	M	101	DMU	O16-C6	2.54	1.44	1.40
14	N	602	HEA	C12-C11	2.53	1.57	1.52
14	N	602	HEA	C13-C14	2.53	1.58	1.50
22	B	303	CHD	C10-C9	-2.52	1.51	1.56
20	Y	101	TGL	CB2-CB1	2.52	1.58	1.50
25	T	103	CDL	C82-C81	-2.52	1.37	1.51
28	Z	101	DMU	O7-C3	2.52	1.50	1.43
25	C	303	CDL	C39-C38	-2.52	1.37	1.51
25	G	102	CDL	C79-C78	-2.51	1.37	1.51
25	C	303	CDL	C42-C41	-2.51	1.37	1.51
14	N	601	HEA	C1D-C2D	-2.50	1.39	1.44
22	W	101	CHD	O26-C24	-2.49	1.22	1.30
22	P	305	CHD	C10-C5	2.48	1.59	1.55
20	Y	101	TGL	CC2-CC1	2.48	1.58	1.50
14	A	601	HEA	C1D-ND	-2.47	1.36	1.40
25	P	304	CDL	C42-C41	-2.46	1.37	1.51
22	O	302	CHD	C13-C14	-2.46	1.51	1.55
22	P	307	CHD	C2-C3	2.44	1.57	1.51
19	A	607	PGV	O01-C1	2.43	1.41	1.34
25	G	102	CDL	C42-C41	-2.43	1.37	1.51
20	Q	202	TGL	C15-CC9	-2.42	1.38	1.51
25	P	304	CDL	OA2-CA2	-2.41	1.35	1.44
20	B	301	TGL	C10-CB9	-2.41	1.38	1.51
14	A	601	HEA	C4C-CHD	2.40	1.47	1.41
22	B	303	CHD	C8-C9	2.40	1.58	1.53
14	N	601	HEA	C14-C15	-2.39	1.27	1.33
14	N	602	HEA	C1C-NC	2.39	1.41	1.36
20	L	101	TGL	C15-CC9	-2.39	1.38	1.51
20	Q	202	TGL	CB3-CB2	2.39	1.61	1.52
26	C	306	PEK	O04-C21	2.38	1.29	1.22
20	L	101	TGL	CG1-CG2	2.37	1.58	1.50

Continued on next page...

Continued from previous page...

Mol	Chain	Res	Type	Atoms	Z	Observed(Å)	Ideal(Å)
28	Z	101	DMU	O16-C6	2.37	1.44	1.40
22	J	102	CHD	C13-C12	2.37	1.58	1.54
14	N	601	HEA	CBD-CAD	2.35	1.59	1.52
19	C	302	PGV	O06-C06	2.35	1.52	1.42
19	C	307	PGV	P-O11	2.35	1.68	1.59
14	N	601	HEA	O2A-CGA	-2.34	1.22	1.30
22	C	305	CHD	C23-C24	2.32	1.56	1.50
19	A	607	PGV	C29-C28	2.31	1.64	1.51
26	P	308	PEK	P-O12	2.31	1.68	1.59
20	L	101	TGL	CA6-CA5	-2.31	1.38	1.51
22	J	102	CHD	C23-C24	2.31	1.55	1.50
19	A	608	PGV	C3-C2	-2.29	1.43	1.52
25	C	303	CDL	CA2-C1	2.29	1.59	1.51
14	A	602	HEA	CMC-C2C	2.28	1.56	1.51
14	A	601	HEA	CAD-C3D	2.28	1.57	1.51
28	Z	101	DMU	O1-C10	2.28	1.47	1.41
20	B	301	TGL	C15-CC9	-2.28	1.38	1.51
25	G	102	CDL	C22-C21	-2.28	1.38	1.51
14	A	601	HEA	CAA-C2A	2.27	1.56	1.52
22	O	302	CHD	C4-C5	2.27	1.57	1.53
22	B	303	CHD	O3-C3	2.27	1.50	1.43
22	W	101	CHD	C23-C24	2.27	1.55	1.50
14	N	601	HEA	C4B-NB	-2.27	1.36	1.40
28	M	101	DMU	C3-C4	2.26	1.58	1.52
25	P	304	CDL	C31-CA7	2.26	1.57	1.50
19	A	607	PGV	C8-C7	2.26	1.64	1.51
25	T	103	CDL	C79-C78	-2.26	1.38	1.51
19	Q	201	PGV	C3-C2	-2.25	1.43	1.52
19	N	607	PGV	C8-C7	2.25	1.64	1.51
22	P	305	CHD	C8-C14	2.24	1.58	1.53
20	B	301	TGL	CG1-CG2	2.24	1.57	1.50
25	G	102	CDL	CB6-CB4	2.23	1.57	1.50
14	N	601	HEA	C4B-C3B	-2.23	1.40	1.44
22	W	101	CHD	C16-C17	2.22	1.59	1.54
26	P	308	PEK	C03-C02	2.21	1.57	1.50
14	N	602	HEA	C4D-ND	2.20	1.43	1.38
20	N	608	TGL	CG1-CG2	2.20	1.57	1.50
19	A	607	PGV	C04-C05	2.20	1.58	1.51
22	P	307	CHD	O25-C24	2.19	1.29	1.22
22	W	101	CHD	O25-C24	2.19	1.29	1.22
14	A	601	HEA	CMC-C2C	2.19	1.56	1.51
19	A	607	PGV	O06-C06	2.19	1.51	1.42

Continued on next page...

Continued from previous page...

Mol	Chain	Res	Type	Atoms	Z	Observed(Å)	Ideal(Å)
14	A	601	HEA	C4B-NB	-2.18	1.36	1.40
22	J	102	CHD	C6-C7	2.17	1.56	1.52
22	O	302	CHD	C23-C24	2.16	1.55	1.50
26	G	101	PEK	C38-C37	2.14	1.67	1.49
22	P	305	CHD	C13-C14	2.13	1.59	1.55
22	B	303	CHD	C1-C10	2.12	1.57	1.54
14	N	602	HEA	FE-NB	2.12	2.07	1.96
19	A	607	PGV	C25-C24	2.12	1.63	1.51
14	A	602	HEA	C21-C22	2.11	1.57	1.50
28	Z	101	DMU	O3-C5	2.11	1.47	1.43
22	J	102	CHD	C6-C5	2.09	1.57	1.53
20	Q	202	TGL	CC2-CC1	2.09	1.56	1.50
19	C	307	PGV	C21-C20	-2.08	1.44	1.52
25	P	304	CDL	C11-CA5	2.08	1.56	1.50
26	G	103	PEK	C01-C02	2.08	1.57	1.50
22	C	304	CHD	C20-C17	2.08	1.58	1.54
22	C	304	CHD	C11-C9	2.07	1.57	1.53
22	P	307	CHD	C13-C17	2.05	1.59	1.55
14	A	602	HEA	C4D-C3D	2.04	1.48	1.45
22	W	101	CHD	C6-C7	2.04	1.56	1.52
19	C	302	PGV	O01-C02	-2.04	1.41	1.46
22	P	307	CHD	C8-C14	2.04	1.57	1.53
19	P	303	PGV	C01-C02	2.03	1.56	1.50
20	D	201	TGL	CB2-CB1	2.03	1.56	1.50
20	Q	202	TGL	CC3-CC2	2.02	1.59	1.52
26	G	101	PEK	P-O12	-2.00	1.51	1.59

All (754) bond angle outliers are listed below:

Mol	Chain	Res	Type	Atoms	Z	Observed(^{o})	Ideal(^{o})
22	W	101	CHD	C17-C13-C12	17.08	133.26	117.67
20	D	201	TGL	OG2-CB1-CB2	-15.65	77.78	111.50
22	W	101	CHD	C18-C13-C12	-13.78	95.04	109.07
22	J	102	CHD	C17-C13-C12	13.68	130.16	117.67
20	D	201	TGL	OG2-CB1-OB1	13.55	156.45	123.70
26	T	101	PEK	C2-C3-C4	13.21	136.78	113.23
20	Q	202	TGL	OG2-CB1-CB2	-12.51	84.54	111.50
20	Q	202	TGL	OG2-CB1-OB1	11.29	150.99	123.70
14	N	601	HEA	C17-C18-C19	10.46	152.85	127.66
22	P	305	CHD	C18-C13-C12	-10.04	98.84	109.07
22	J	102	CHD	C14-C8-C7	10.01	125.09	111.81
25	C	303	CDL	C52-C51-CB5	-9.90	77.62	113.62

Continued on next page...

Continued from previous page...

Mol	Chain	Res	Type	Atoms	Z	Observed(^{o})	Ideal(^{o})
20	Y	101	TGL	CC4-CC3-CC2	-9.74	78.17	113.19
22	J	102	CHD	C15-C14-C8	9.67	131.85	118.33
22	J	102	CHD	C13-C17-C20	9.58	130.94	119.50
20	L	101	TGL	CC4-CC3-CC2	-9.48	79.13	113.19
22	W	101	CHD	C13-C17-C20	9.28	130.57	119.50
20	B	301	TGL	OG2-CB1-CB2	9.24	131.43	111.50
22	C	304	CHD	C18-C13-C12	-9.23	99.66	109.07
20	Y	101	TGL	OG2-CB1-CB2	8.94	130.76	111.50
22	J	102	CHD	C10-C9-C8	8.70	121.16	111.82
25	P	304	CDL	C52-C51-CB5	-8.59	82.38	113.62
20	L	101	TGL	CG2-OG2-CB1	8.35	138.36	117.79
19	C	302	PGV	C23-C22-C21	8.33	156.69	114.42
14	A	601	HEA	C17-C18-C19	8.29	147.62	127.66
19	C	302	PGV	C22-C21-C20	8.18	142.59	113.19
20	Y	101	TGL	CG2-OG2-CB1	8.03	137.57	117.79
20	B	301	TGL	CG3-OG3-CC1	7.99	146.69	117.12
14	N	601	HEA	C27-C19-C18	-7.84	103.56	123.68
22	P	305	CHD	C6-C7-C8	7.71	119.71	111.48
20	B	301	TGL	OG2-CG2-CG3	7.58	135.85	108.40
26	C	306	PEK	C36-C35-C34	-7.51	76.28	114.42
14	A	601	HEA	C20-C19-C18	7.50	136.29	121.12
23	O	303	PSC	O01-C1-C2	7.44	127.53	111.50
22	C	304	CHD	C6-C7-C8	7.35	119.33	111.48
22	C	304	CHD	C16-C17-C20	7.31	123.47	112.15
22	W	101	CHD	O12-C12-C13	7.24	123.27	111.03
19	A	608	PGV	C3-C2-C1	7.22	139.87	113.62
25	G	102	CDL	OA6-CA5-C11	7.10	126.81	111.50
14	N	601	HEA	C27-C19-C20	7.07	127.16	115.27
22	C	305	CHD	C17-C13-C12	-6.98	111.30	117.67
22	W	101	CHD	C14-C8-C7	6.98	121.06	111.81
14	N	602	HEA	C4B-NB-C1B	6.97	112.28	105.07
28	M	101	DMU	C28-C25-C22	-6.95	79.15	114.42
22	P	305	CHD	C6-C5-C10	6.94	120.02	112.66
22	P	307	CHD	C6-C7-C8	-6.94	104.08	111.48
26	G	103	PEK	O01-C1-C2	6.89	126.35	111.50
22	P	305	CHD	C4-C3-C2	6.82	118.69	110.55
19	A	608	PGV	O01-C1-C2	-6.81	96.82	111.50
20	Q	202	TGL	CB3-CB2-CB1	6.74	138.13	113.62
20	L	101	TGL	OG3-CC1-CC2	6.68	132.86	111.91
22	C	304	CHD	C14-C13-C12	6.67	113.61	107.40
20	Y	101	TGL	C26-C25-C24	-6.64	80.72	114.42
25	G	102	CDL	OB6-CB5-C51	6.56	125.65	111.50

Continued on next page...

Continued from previous page...

Mol	Chain	Res	Type	Atoms	Z	Observed(^{o})	Ideal(^{o})
22	W	101	CHD	C17-C13-C14	-6.56	93.48	100.09
22	B	303	CHD	C11-C12-C13	-6.54	104.53	111.24
22	C	304	CHD	C6-C5-C4	-6.53	103.68	111.19
22	J	102	CHD	C18-C13-C12	-6.50	102.45	109.07
22	W	101	CHD	C11-C12-C13	6.49	117.91	111.24
22	J	102	CHD	C11-C12-C13	6.49	117.91	111.24
22	C	304	CHD	C6-C5-C10	6.46	119.52	112.66
22	C	304	CHD	C15-C14-C8	6.43	127.33	118.33
26	T	102	PEK	O01-C1-C2	6.42	125.34	111.50
22	C	304	CHD	C10-C9-C8	6.42	118.71	111.82
19	P	301	PGV	O03-C19-C20	6.39	131.96	111.91
23	B	304	PSC	O01-C1-C2	6.38	125.26	111.50
22	J	102	CHD	C5-C6-C7	6.37	121.49	114.46
20	N	608	TGL	CG2-OG2-CB1	6.36	133.44	117.79
14	A	602	HEA	C4B-NB-C1B	6.32	111.61	105.07
14	A	602	HEA	C13-C12-C11	-6.31	104.87	114.35
22	C	305	CHD	C6-C7-C8	-6.29	104.77	111.48
20	D	201	TGL	CB3-CB2-CB1	6.15	136.00	113.62
20	B	301	TGL	OG1-CA1-CA2	6.03	130.84	111.91
19	C	307	PGV	O03-C19-C20	6.03	130.82	111.91
22	J	102	CHD	C6-C5-C10	6.02	119.05	112.66
22	C	304	CHD	C4-C5-C10	5.98	119.00	112.66
14	N	602	HEA	CHB-C1B-NB	5.98	130.92	124.43
25	P	304	CDL	OB8-CB7-C71	5.94	130.54	111.91
22	P	305	CHD	O7-C7-C6	-5.92	95.25	109.94
19	A	608	PGV	O01-C1-O02	5.92	138.00	123.70
25	P	304	CDL	OA6-CA5-C11	5.87	124.15	111.50
22	C	304	CHD	O7-C7-C6	-5.85	95.42	109.94
25	C	303	CDL	OA6-CA5-C11	5.83	124.06	111.50
20	N	608	TGL	OG2-CG2-CG3	5.81	129.44	108.40
22	C	304	CHD	C19-C10-C1	-5.79	98.93	108.26
20	Q	202	TGL	CG3-CG2-CG1	-5.77	98.15	111.79
22	C	304	CHD	C22-C23-C24	-5.75	97.24	112.51
19	A	608	PGV	C02-O01-C1	5.74	131.93	117.79
20	B	301	TGL	OG3-CG3-CG2	-5.72	91.79	108.43
25	T	103	CDL	OA6-CA5-C11	5.72	123.83	111.50
20	Y	101	TGL	CB3-CB2-CB1	5.66	134.20	113.62
25	C	303	CDL	OB8-CB7-C71	5.64	129.62	111.91
20	N	608	TGL	CG3-OG3-CC1	5.64	138.02	117.12
22	C	305	CHD	C22-C23-C24	-5.63	97.56	112.51
14	N	602	HEA	CAD-CBD-CGD	-5.61	101.53	113.60
20	Y	101	TGL	OG3-CC1-CC2	5.55	129.34	111.91

Continued on next page...

Continued from previous page...

Mol	Chain	Res	Type	Atoms	Z	Observed(^{o})	Ideal(^{o})
20	D	201	TGL	OC1-CC1-CC2	5.50	145.21	123.73
25	P	304	CDL	CA4-OA6-CA5	5.48	131.29	117.79
20	N	608	TGL	OG1-CA1-CA2	5.46	129.03	111.91
22	P	307	CHD	C21-C20-C22	-5.45	101.81	110.36
22	C	305	CHD	C18-C13-C12	5.44	114.61	109.07
22	C	305	CHD	C23-C22-C20	-5.42	104.61	114.52
22	B	303	CHD	C5-C4-C3	-5.41	104.81	112.76
22	C	304	CHD	C16-C17-C13	5.40	108.85	103.55
22	P	307	CHD	C17-C13-C12	-5.38	112.75	117.67
25	T	103	CDL	OB6-CB5-C51	5.37	123.07	111.50
26	P	308	PEK	O03-C21-C22	5.36	128.74	111.91
22	P	305	CHD	C15-C14-C13	5.28	108.74	103.55
22	B	303	CHD	C19-C10-C1	-5.26	99.79	108.26
22	O	302	CHD	C5-C4-C3	-5.23	105.08	112.76
22	J	102	CHD	C9-C8-C7	5.20	118.10	111.88
28	M	101	DMU	O5-C4-C3	-5.20	98.79	109.75
26	C	306	PEK	O03-C21-O04	-5.16	110.58	123.59
20	L	101	TGL	OG2-CB1-CB2	5.12	122.53	111.50
14	A	601	HEA	C27-C19-C18	-5.04	110.76	123.68
22	P	305	CHD	C6-C5-C4	-5.03	105.39	111.19
20	D	201	TGL	C21-C20-CA9	5.03	139.94	114.42
22	P	305	CHD	C10-C9-C8	4.97	117.16	111.82
14	A	601	HEA	C1D-C2D-C3D	-4.97	101.73	106.96
22	W	101	CHD	C4-C5-C10	4.96	117.93	112.66
22	O	302	CHD	C6-C5-C4	-4.94	105.50	111.19
20	L	101	TGL	C22-C21-C20	-4.93	89.39	114.42
14	N	602	HEA	C13-C12-C11	-4.93	106.94	114.35
22	O	302	CHD	C2-C1-C10	-4.92	104.34	112.78
19	C	302	PGV	C30-C29-C28	-4.86	89.77	114.42
22	O	302	CHD	C15-C14-C8	-4.85	111.55	118.33
20	Y	101	TGL	OG3-CG3-CG2	4.81	122.43	108.43
20	B	301	TGL	OG3-CC1-CC2	4.80	126.98	111.91
20	D	201	TGL	CG1-OG1-CA1	4.79	134.88	117.12
26	C	306	PEK	O01-C1-C2	4.78	121.80	111.50
20	N	608	TGL	OG2-CB1-CB2	4.78	121.79	111.50
22	P	305	CHD	C16-C17-C13	4.76	108.23	103.55
20	L	101	TGL	OG3-CC1-OC1	-4.74	111.62	123.59
20	L	101	TGL	OG1-CG1-CG2	4.73	122.21	108.43
22	O	302	CHD	C19-C10-C1	-4.73	100.64	108.26
22	P	305	CHD	C14-C8-C9	-4.72	103.24	109.71
22	P	307	CHD	C22-C23-C24	-4.71	100.00	112.51
22	P	307	CHD	C22-C20-C17	-4.71	100.55	110.28

Continued on next page...

Continued from previous page...

Mol	Chain	Res	Type	Atoms	Z	Observed(^{o})	Ideal(^{o})
23	O	303	PSC	C28-C27-C26	-4.69	90.61	114.42
20	B	301	TGL	CB3-CB2-CB1	-4.68	96.59	113.62
22	C	304	CHD	C17-C13-C14	-4.68	95.37	100.09
22	J	102	CHD	C1-C10-C9	-4.68	104.00	111.35
22	C	304	CHD	C5-C6-C7	4.67	119.61	114.46
20	B	301	TGL	CG2-OG2-CB1	4.61	129.15	117.79
28	Z	101	DMU	C28-C25-C22	-4.60	91.06	114.42
25	C	303	CDL	C53-C52-C51	-4.59	96.69	113.19
19	Q	201	PGV	C5-C4-C3	-4.58	91.17	114.42
22	W	101	CHD	C15-C14-C8	4.58	124.73	118.33
20	N	608	TGL	OG1-CA1-OA1	-4.57	112.06	123.59
22	B	303	CHD	C15-C14-C13	4.55	108.02	103.55
22	P	305	CHD	C4-C5-C10	4.53	117.47	112.66
26	P	308	PEK	C02-O01-C1	4.52	128.93	117.79
25	C	303	CDL	OB6-CB5-C51	4.52	121.25	111.50
22	J	102	CHD	O12-C12-C13	4.52	118.67	111.03
20	D	201	TGL	CB5-CB4-CB3	4.52	137.35	114.42
14	N	602	HEA	C3B-C4B-NB	-4.52	104.49	109.84
20	B	301	TGL	CB4-CB3-CB2	-4.51	96.99	113.19
22	P	307	CHD	C23-C22-C20	-4.50	106.30	114.52
26	P	308	PEK	O03-C21-O04	-4.50	112.25	123.59
20	L	101	TGL	CB3-CB2-CB1	4.48	129.92	113.62
22	J	102	CHD	C2-C1-C10	4.47	120.45	112.78
26	C	306	PEK	C24-C23-C22	4.47	129.26	113.19
25	C	303	CDL	C76-C75-C74	-4.46	91.79	114.42
22	B	303	CHD	O3-C3-C4	-4.43	101.03	109.85
25	T	103	CDL	CA4-OA6-CA5	4.42	128.67	117.79
14	N	602	HEA	CHA-C4D-ND	-4.42	119.63	124.43
20	D	201	TGL	OG3-CC1-OC1	-4.41	112.46	123.59
22	P	307	CHD	C1-C10-C5	4.39	114.26	107.77
25	C	303	CDL	OB5-PB2-OB3	4.37	126.15	109.07
19	C	307	PGV	O03-C01-C02	4.37	121.16	108.43
22	J	102	CHD	C6-C5-C4	-4.37	106.16	111.19
25	C	303	CDL	CB6-CB4-CB3	-4.36	101.46	111.79
22	B	303	CHD	C2-C1-C10	-4.35	105.31	112.78
22	W	101	CHD	C10-C9-C8	4.35	116.49	111.82
22	J	102	CHD	C9-C10-C5	4.34	114.68	108.58
22	J	102	CHD	C14-C13-C12	-4.33	103.37	107.40
22	B	303	CHD	C6-C5-C4	-4.33	106.20	111.19
14	A	602	HEA	CAD-CBD-CGD	-4.31	104.32	113.60
22	O	302	CHD	C17-C13-C14	4.31	104.44	100.09
14	N	602	HEA	C1D-C2D-C3D	4.31	111.48	106.96

Continued on next page...

Continued from previous page...

Mol	Chain	Res	Type	Atoms	Z	Observed(^{o})	Ideal(^{o})
22	J	102	CHD	C5-C4-C3	4.30	119.07	112.76
14	A	602	HEA	CHC-C4B-NB	4.28	129.67	124.38
25	T	103	CDL	OB8-CB6-CB4	4.28	120.88	108.43
28	J	101	DMU	O16-C6-C1	4.28	114.98	108.30
19	C	302	PGV	C28-C27-C26	-4.27	92.74	114.42
20	N	608	TGL	CB3-CB2-CB1	4.27	129.15	113.62
22	J	102	CHD	C1-C2-C3	4.25	115.93	110.47
26	G	101	PEK	C24-C23-C22	-4.24	97.93	113.19
26	G	101	PEK	O04-C21-C22	4.24	140.28	123.73
22	J	102	CHD	C4-C3-C2	4.22	115.60	110.55
22	J	102	CHD	C17-C13-C14	-4.21	95.85	100.09
22	B	303	CHD	C15-C14-C8	-4.20	112.46	118.33
20	B	301	TGL	OG3-CC1-OC1	-4.20	113.00	123.59
20	Y	101	TGL	CA4-CA3-CA2	-4.19	98.13	113.19
28	P	306	DMU	O1-C10-C5	-4.17	101.52	110.35
22	W	101	CHD	O26-C24-O25	-4.17	112.91	123.30
20	Y	101	TGL	CA8-CA7-CA6	-4.16	93.33	114.42
26	C	306	PEK	C02-O01-C1	4.15	128.01	117.79
22	P	307	CHD	C14-C8-C7	-4.13	106.33	111.81
26	P	308	PEK	C24-C23-C22	4.13	128.02	113.19
22	C	305	CHD	C22-C20-C17	-4.12	101.77	110.28
19	A	608	PGV	O03-C19-C20	4.12	124.83	111.91
25	C	303	CDL	OB8-CB6-CB4	-4.11	96.47	108.43
20	Y	101	TGL	CG3-OG3-CC1	4.10	132.31	117.12
28	M	101	DMU	C18-O16-C6	-4.09	107.05	113.84
22	W	101	CHD	C4-C3-C2	4.09	115.43	110.55
14	A	602	HEA	C27-C19-C20	4.08	122.14	115.27
14	N	601	HEA	C1D-ND-C4D	-4.08	100.86	105.07
14	A	602	HEA	CHB-C1B-NB	4.08	128.86	124.43
22	C	305	CHD	C16-C17-C13	-4.07	99.56	103.55
22	C	305	CHD	C11-C9-C10	-4.07	109.53	113.73
25	T	103	CDL	OA8-CA7-C31	4.06	124.64	111.91
14	A	601	HEA	C2D-C1D-ND	4.06	114.64	109.84
28	M	101	DMU	O5-C6-O16	-4.05	100.38	109.97
14	A	602	HEA	C20-C19-C18	-4.04	112.94	121.12
20	L	101	TGL	C20-CA9-CA8	-4.04	93.93	114.42
26	C	306	PEK	C03-C02-C01	-4.03	102.25	111.79
22	W	101	CHD	C5-C4-C3	4.02	118.66	112.76
23	B	304	PSC	C32-C31-C30	-4.01	94.07	114.42
22	B	303	CHD	C9-C11-C12	4.01	119.59	114.30
25	G	102	CDL	OA6-CA5-OA7	-4.00	114.03	123.70
20	L	101	TGL	CA4-CA3-CA2	-4.00	98.80	113.19

Continued on next page...

Continued from previous page...

Mol	Chain	Res	Type	Atoms	Z	Observed(^{o})	Ideal(^{o})
14	N	602	HEA	CHC-C4B-NB	4.00	129.32	124.38
14	N	602	HEA	O1A-CGA-CBA	-3.99	110.26	123.08
22	J	102	CHD	C1-C10-C5	3.98	113.65	107.77
14	N	601	HEA	CMB-C2B-C1B	-3.98	118.98	125.04
19	Q	201	PGV	C8-C7-C6	-3.97	94.25	114.42
14	N	601	HEA	C20-C19-C18	3.97	129.15	121.12
22	W	101	CHD	C11-C9-C10	3.96	117.81	113.73
14	N	602	HEA	CBA-CAA-C2A	-3.95	105.94	112.60
25	G	102	CDL	OB8-CB6-CB4	3.95	119.94	108.43
28	Z	101	DMU	O55-C2-C1	-3.94	101.25	110.35
19	Q	201	PGV	C3-C2-C1	-3.93	99.31	113.62
22	W	101	CHD	C22-C20-C17	3.93	118.40	110.28
22	O	302	CHD	C16-C17-C13	-3.91	99.71	103.55
26	P	308	PEK	O01-C1-C2	3.91	119.94	111.50
22	P	305	CHD	C19-C10-C9	-3.91	105.80	111.18
20	N	608	TGL	OG2-CB1-OB1	-3.90	114.28	123.70
22	J	102	CHD	C9-C11-C12	-3.89	109.16	114.30
20	Q	202	TGL	OG3-CC1-OC1	-3.88	113.81	123.59
25	G	102	CDL	OA8-CA7-C31	3.86	124.03	111.91
25	C	303	CDL	C77-C76-C75	-3.86	94.82	114.42
22	J	102	CHD	C22-C20-C17	3.86	118.26	110.28
19	Q	201	PGV	O01-C02-C01	3.86	122.37	108.40
28	P	306	DMU	O1-C9-C8	3.86	116.69	109.69
22	C	305	CHD	C14-C8-C7	-3.85	106.70	111.81
20	B	301	TGL	CB5-CB4-CB3	-3.82	95.03	114.42
26	T	101	PEK	C3-C2-C1	-3.80	99.78	113.62
20	L	101	TGL	CG3-OG3-CC1	3.80	131.20	117.12
19	P	301	PGV	O04-C19-C20	-3.79	108.94	123.73
25	P	304	CDL	OA4-PA1-OA3	3.79	130.96	112.24
25	C	303	CDL	C73-C72-C71	-3.77	99.65	113.19
20	Y	101	TGL	OG1-CA1-CA2	3.77	123.73	111.91
19	A	607	PGV	C34-C33-C32	-3.75	84.93	113.42
14	N	601	HEA	C2D-C1D-ND	3.75	114.28	109.84
20	L	101	TGL	C24-C23-C22	-3.73	95.47	114.42
22	C	304	CHD	O25-C24-C23	-3.72	111.11	123.08
19	A	608	PGV	O01-C02-C01	3.71	121.84	108.40
28	P	306	DMU	O7-C10-C5	3.70	117.69	108.10
20	B	301	TGL	OG2-CB1-OB1	-3.70	114.76	123.70
26	T	102	PEK	C2-C3-C4	3.69	119.81	113.23
22	P	305	CHD	C19-C10-C1	-3.69	102.31	108.26
25	C	303	CDL	OB4-PB2-OB5	-3.69	90.60	107.75
22	W	101	CHD	C23-C22-C20	3.69	121.25	114.52

Continued on next page...

Continued from previous page...

Mol	Chain	Res	Type	Atoms	Z	Observed(^{o})	Ideal(^{o})
19	A	608	PGV	C23-C22-C21	-3.68	95.75	114.42
19	Q	201	PGV	C01-O03-C19	3.67	130.72	117.12
25	G	102	CDL	OA8-CA7-OA9	-3.67	114.34	123.59
19	A	608	PGV	C01-O03-C19	3.66	130.69	117.12
26	C	306	PEK	O03-C21-C22	3.65	123.37	111.91
26	G	103	PEK	O03-C01-C02	3.64	119.02	108.43
25	P	304	CDL	O1-C1-CB2	3.64	122.31	109.56
28	M	101	DMU	C31-C28-C25	-3.63	95.98	114.42
25	C	303	CDL	OB6-CB5-OB7	-3.63	114.92	123.70
14	N	601	HEA	O1A-CGA-CBA	-3.63	111.41	123.08
14	N	602	HEA	C1D-ND-C4D	-3.63	101.32	105.07
22	P	305	CHD	C14-C13-C12	3.63	110.78	107.40
20	D	201	TGL	CG3-OG3-CC1	3.62	130.54	117.12
22	B	303	CHD	O12-C12-C13	-3.61	104.92	111.03
28	Z	101	DMU	C6-C1-C2	-3.60	102.49	110.00
20	Y	101	TGL	CB5-CB4-CB3	-3.60	96.17	114.42
20	L	101	TGL	OG2-CG2-CG3	3.59	121.40	108.40
26	C	306	PEK	C26-C25-C24	3.59	132.63	114.42
25	C	303	CDL	C39-C38-C37	3.58	132.61	114.42
23	B	304	PSC	C28-C27-C26	-3.58	96.27	114.42
25	P	304	CDL	C54-C53-C52	3.57	132.57	114.42
19	Q	201	PGV	O01-C1-C2	3.57	119.20	111.50
20	Y	101	TGL	CG1-OG1-CA1	3.57	130.34	117.12
22	J	102	CHD	C14-C8-C9	-3.57	104.82	109.71
22	P	305	CHD	O3-C3-C4	-3.57	102.75	109.85
22	O	302	CHD	O3-C3-C4	-3.54	102.81	109.85
20	L	101	TGL	C26-C25-C24	-3.54	96.47	114.42
22	J	102	CHD	C6-C7-C8	3.53	115.24	111.48
22	B	303	CHD	C14-C13-C12	3.52	110.68	107.40
26	P	308	PEK	C36-C35-C34	-3.52	96.55	114.42
22	W	101	CHD	C1-C10-C5	3.52	112.97	107.77
14	A	601	HEA	C13-C12-C11	-3.50	109.09	114.35
28	P	306	DMU	O3-C5-C10	3.50	118.54	110.05
28	Z	101	DMU	C18-O16-C6	-3.49	108.05	113.84
28	Z	101	DMU	O49-C1-C6	-3.46	101.63	110.05
22	J	102	CHD	C23-C22-C20	3.46	120.84	114.52
20	L	101	TGL	CA5-CA4-CA3	-3.45	96.89	114.42
26	P	308	PEK	C35-C34-C33	3.45	131.91	114.42
22	C	305	CHD	C15-C14-C8	-3.43	113.53	118.33
19	P	301	PGV	C03-C02-C01	-3.43	103.66	111.79
14	N	602	HEA	C4D-CHA-C1A	3.43	127.08	122.56
20	B	301	TGL	OA1-CA1-CA2	-3.43	110.35	123.73

Continued on next page...

Continued from previous page...

Mol	Chain	Res	Type	Atoms	Z	Observed(^{o})	Ideal(^{o})
25	C	303	CDL	OB6-CB4-CB3	-3.43	95.99	108.40
25	G	102	CDL	CA4-OA6-CA5	3.42	126.20	117.79
19	A	607	PGV	C30-C29-C28	3.41	131.76	114.42
14	N	602	HEA	C3D-C4D-ND	3.41	113.66	110.36
20	Y	101	TGL	OB1-CB1-CB2	-3.41	110.44	123.73
28	P	306	DMU	O6-C11-C9	-3.41	99.61	111.29
19	N	607	PGV	O02-C1-C2	3.40	137.01	123.73
25	G	102	CDL	C80-C79-C78	3.39	131.62	114.42
22	O	302	CHD	C14-C8-C9	-3.38	105.07	109.71
22	W	101	CHD	C21-C20-C22	3.38	115.66	110.36
23	B	304	PSC	C08-N-C07	-3.37	100.31	108.97
28	P	306	DMU	O16-C6-C1	3.37	113.56	108.30
20	D	201	TGL	CA4-CA3-CA2	3.37	125.29	113.19
22	P	305	CHD	C15-C14-C8	3.34	123.00	118.33
14	A	601	HEA	CBA-CAA-C2A	-3.34	106.98	112.60
14	A	602	HEA	C16-C15-C14	-3.33	114.39	121.12
19	P	301	PGV	C02-O01-C1	3.32	125.97	117.79
25	P	304	CDL	OB2-PB2-OB3	3.31	122.00	109.07
25	P	304	CDL	CB4-OB6-CB5	-3.30	109.67	117.79
28	Z	101	DMU	O5-C6-O16	-3.30	102.17	109.97
14	A	601	HEA	CHD-C1D-C2D	-3.29	117.61	126.72
22	O	302	CHD	O7-C7-C8	3.29	116.77	109.43
23	B	304	PSC	C29-C28-C27	-3.29	97.74	114.42
19	P	303	PGV	C27-C26-C25	-3.28	97.78	114.42
22	C	305	CHD	C9-C11-C12	-3.27	109.98	114.30
19	A	608	PGV	O04-C19-C20	-3.27	110.96	123.73
28	M	101	DMU	C22-C19-C18	-3.27	99.01	113.49
22	O	302	CHD	C14-C13-C12	-3.26	104.36	107.40
14	A	601	HEA	CMC-C2C-C1C	-3.26	123.45	128.46
22	P	305	CHD	C5-C6-C7	3.25	118.05	114.46
22	C	304	CHD	C4-C3-C2	3.25	114.43	110.55
20	Q	202	TGL	C16-C15-CC9	3.25	130.91	114.42
14	A	602	HEA	C3B-C4B-NB	-3.24	106.00	109.84
22	P	305	CHD	C21-C20-C22	3.24	115.44	110.36
25	P	304	CDL	C78-C77-C76	-3.22	98.07	114.42
22	W	101	CHD	C13-C14-C8	3.22	118.85	114.74
22	P	305	CHD	O12-C12-C13	3.21	116.46	111.03
14	N	602	HEA	C26-C15-C16	3.20	120.66	115.27
25	T	103	CDL	CB6-OB8-CB7	3.19	128.94	117.12
26	P	308	PEK	C27-C26-C25	3.19	130.62	114.42
19	P	303	PGV	C03-C02-C01	-3.19	104.25	111.79
22	P	307	CHD	C11-C12-C13	-3.18	107.97	111.24

Continued on next page...

Continued from previous page...

Mol	Chain	Res	Type	Atoms	Z	Observed(^{o})	Ideal(^{o})
22	B	303	CHD	C6-C7-C8	3.18	114.88	111.48
22	P	307	CHD	O7-C7-C8	3.18	116.54	109.43
23	O	303	PSC	C29-C28-C27	-3.18	98.30	114.42
20	Q	202	TGL	C21-C20-CA9	3.16	130.48	114.42
14	N	601	HEA	OMA-CMA-C3A	-3.16	118.02	124.91
22	B	303	CHD	C5-C6-C7	-3.16	110.97	114.46
25	C	303	CDL	CA6-OA8-CA7	3.16	128.82	117.12
28	J	101	DMU	C28-C25-C22	3.15	130.40	114.42
25	G	102	CDL	C40-C39-C38	3.15	130.40	114.42
22	P	305	CHD	C17-C13-C12	3.14	120.54	117.67
20	B	301	TGL	C15-CC9-CC8	3.14	130.38	114.42
19	A	608	PGV	O14-P-O11	-3.14	93.15	107.75
25	T	103	CDL	CA6-CA4-CA3	-3.14	104.36	111.79
25	G	102	CDL	CB6-OB8-CB7	3.13	128.73	117.12
19	A	608	PGV	C27-C26-C25	-3.13	98.56	114.42
25	C	303	CDL	C42-C41-C40	3.12	130.28	114.42
25	P	304	CDL	C32-C31-CA7	3.12	124.96	113.62
20	D	201	TGL	OG3-CC1-CC2	-3.12	102.12	111.91
26	T	102	PEK	O03-C21-C22	3.12	121.69	111.91
20	D	201	TGL	C14-C13-C12	3.12	130.25	114.42
25	P	304	CDL	OA6-CA4-CA3	3.11	119.65	108.40
26	G	103	PEK	C01-O03-C21	3.11	128.62	117.12
25	T	103	CDL	C83-C82-C81	3.10	130.18	114.42
14	A	601	HEA	C4B-NB-C1B	-3.10	101.87	105.07
19	Q	201	PGV	C4-C3-C2	3.10	124.34	113.19
23	B	304	PSC	C31-C30-C29	3.09	130.13	114.42
26	G	101	PEK	C30-C29-C28	3.09	130.13	114.42
25	P	304	CDL	CA6-OA8-CA7	3.09	128.55	117.12
19	C	307	PGV	O03-C19-O04	-3.08	115.81	123.59
22	W	101	CHD	O7-C7-C8	3.08	116.31	109.43
25	P	304	CDL	OB8-CB7-OB9	-3.08	115.82	123.59
25	C	303	CDL	OB9-CB7-C71	-3.08	111.72	123.73
20	N	608	TGL	OG1-CG1-CG2	3.07	117.37	108.43
22	C	305	CHD	C1-C10-C5	3.06	112.30	107.77
14	N	601	HEA	C20-C21-C22	3.06	121.95	111.88
22	C	304	CHD	C18-C13-C17	3.06	116.00	111.21
14	N	602	HEA	CAD-C3D-C2D	3.05	133.56	127.88
19	P	301	PGV	O01-C1-C2	3.05	118.07	111.50
28	M	101	DMU	O16-C6-C1	-3.05	103.54	108.30
20	L	101	TGL	C12-C11-C10	-3.04	99.00	114.42
22	P	305	CHD	C18-C13-C14	3.04	115.96	111.21
23	B	304	PSC	C22-C21-C20	3.04	124.11	113.19

Continued on next page...

Continued from previous page...

Mol	Chain	Res	Type	Atoms	Z	Observed(^{o})	Ideal(^{o})
23	B	304	PSC	C27-C26-C25	-3.03	99.02	114.42
14	N	602	HEA	C3C-C4C-NC	3.03	113.12	109.21
22	P	305	CHD	C1-C10-C5	3.03	112.24	107.77
23	O	303	PSC	O01-C02-C03	3.02	119.33	108.40
20	N	608	TGL	C11-C10-CB9	3.02	129.74	114.42
26	G	101	PEK	O03-C21-C22	-3.01	102.45	111.91
22	W	101	CHD	C19-C10-C1	-3.01	103.41	108.26
20	D	201	TGL	OG1-CA1-CA2	3.01	121.36	111.91
25	G	102	CDL	C23-C22-C21	3.01	129.70	114.42
14	N	601	HEA	C3C-C4C-NC	3.01	113.10	109.21
22	P	307	CHD	C13-C17-C20	-3.01	115.91	119.50
25	C	303	CDL	OA8-CA7-C31	3.00	121.33	111.91
25	P	304	CDL	C72-C71-CB7	3.00	124.52	113.62
25	P	304	CDL	C73-C72-C71	-3.00	102.42	113.19
26	P	308	PEK	O03-C01-C02	2.99	117.14	108.43
26	T	101	PEK	O03-C21-C22	2.98	121.27	111.91
22	C	305	CHD	C14-C8-C9	-2.98	105.62	109.71
22	P	305	CHD	O26-C24-C23	-2.98	104.45	114.03
25	P	304	CDL	OB6-CB4-CB3	-2.98	97.63	108.40
20	L	101	TGL	CC3-CC2-CC1	2.97	124.42	113.62
14	A	601	HEA	C20-C21-C22	-2.97	102.12	111.88
19	P	301	PGV	C21-C20-C19	-2.97	102.82	113.62
14	A	601	HEA	C3B-C4B-NB	2.97	113.36	109.84
14	N	602	HEA	C4D-C3D-C2D	-2.96	102.58	106.90
14	A	601	HEA	CMB-C2B-C1B	-2.96	120.53	125.04
22	B	303	CHD	C11-C9-C8	-2.96	106.55	110.88
28	Z	101	DMU	O16-C6-C1	-2.95	103.70	108.30
23	O	303	PSC	O01-C1-O02	-2.95	116.58	123.70
14	N	602	HEA	CAA-CBA-CGA	-2.94	105.51	113.76
20	Q	202	TGL	OC1-CC1-CC2	2.94	135.21	123.73
22	J	102	CHD	C4-C5-C10	2.94	115.78	112.66
14	A	601	HEA	C27-C19-C20	-2.94	110.33	115.27
20	Y	101	TGL	C23-C22-C21	-2.93	99.54	114.42
22	C	304	CHD	O26-C24-O25	2.92	130.57	123.30
26	T	101	PEK	O02-C1-C2	2.91	135.10	123.73
14	N	602	HEA	C16-C15-C14	-2.91	115.22	121.12
14	N	602	HEA	C12-C13-C14	-2.91	104.56	112.23
22	J	102	CHD	C13-C14-C8	-2.90	111.03	114.74
25	P	304	CDL	C39-C38-C37	2.90	129.13	114.42
22	B	303	CHD	O3-C3-C2	2.89	117.52	110.16
23	O	303	PSC	C27-C26-C25	-2.89	99.77	114.42
26	G	103	PEK	C02-O01-C1	2.89	124.90	117.79

Continued on next page...

Continued from previous page...

Mol	Chain	Res	Type	Atoms	Z	Observed(^{o})	Ideal(^{o})
20	L	101	TGL	C13-C12-C11	2.89	129.07	114.42
22	O	302	CHD	C1-C10-C5	2.87	112.01	107.77
19	Q	201	PGV	O03-C19-C20	2.87	120.91	111.91
22	C	305	CHD	C1-C2-C3	-2.86	106.79	110.47
20	Y	101	TGL	CC3-CC2-CC1	2.86	124.02	113.62
22	B	303	CHD	C1-C10-C9	2.86	115.85	111.35
20	B	301	TGL	OG1-CG1-CG2	2.86	116.75	108.43
22	P	305	CHD	C13-C14-C8	2.85	118.38	114.74
26	T	102	PEK	O01-C1-O02	-2.85	116.80	123.70
14	N	602	HEA	C2B-C1B-NB	-2.85	106.47	109.88
23	B	304	PSC	O01-C1-O02	-2.85	116.82	123.70
25	C	303	CDL	C75-C74-C73	-2.85	99.98	114.42
25	P	304	CDL	OA8-CA6-CA4	2.84	116.71	108.43
19	A	607	PGV	C27-C26-C25	2.84	128.84	114.42
25	C	303	CDL	OB4-PB2-OB2	-2.84	94.58	107.75
19	A	607	PGV	C31-C30-C29	-2.83	100.04	114.42
25	G	102	CDL	C19-C18-C17	2.83	128.81	114.42
26	G	103	PEK	C14-C13-C12	2.83	125.97	112.02
22	C	304	CHD	O7-C7-C8	2.83	115.76	109.43
20	Y	101	TGL	OG2-CG2-CG3	2.83	118.64	108.40
22	J	102	CHD	O7-C7-C8	2.82	115.73	109.43
25	T	103	CDL	C76-C75-C74	2.82	128.72	114.42
20	Q	202	TGL	CB5-CB4-CB3	2.81	128.72	114.42
20	B	301	TGL	CB6-CB5-CB4	-2.81	100.14	114.42
20	N	608	TGL	C15-CC9-CC8	2.81	128.67	114.42
19	N	607	PGV	C3-C2-C1	-2.80	103.42	113.62
19	N	607	PGV	O01-C1-C2	-2.80	105.46	111.50
22	P	305	CHD	C1-C2-C3	2.79	114.05	110.47
26	C	306	PEK	C33-C32-C31	-2.79	100.28	114.42
25	P	304	CDL	OA8-CA7-C31	2.78	120.62	111.91
22	C	304	CHD	C9-C11-C12	-2.78	110.64	114.30
19	N	607	PGV	C14-C13-C12	-2.78	96.53	112.43
22	C	305	CHD	C19-C10-C1	-2.77	103.80	108.26
25	T	103	CDL	C72-C71-CB7	2.77	123.69	113.62
20	D	201	TGL	CG2-OG2-CB1	-2.77	110.98	117.79
25	P	304	CDL	C42-C41-C40	2.77	128.47	114.42
20	N	608	TGL	OG3-CC1-OC1	-2.77	116.61	123.59
28	M	101	DMU	O49-C1-C2	-2.76	103.96	110.35
25	G	102	CDL	C72-C71-CB7	2.76	123.66	113.62
22	W	101	CHD	C6-C7-C8	2.75	114.42	111.48
25	C	303	CDL	CA4-OA6-CA5	2.75	124.57	117.79
14	A	602	HEA	C2B-C1B-NB	-2.75	106.59	109.88

Continued on next page...

Continued from previous page...

Mol	Chain	Res	Type	Atoms	Z	Observed(^{o})	Ideal(^{o})
22	C	304	CHD	C14-C8-C7	2.75	115.46	111.81
28	M	101	DMU	O1-C9-C8	-2.75	104.70	109.69
25	G	102	CDL	C43-C42-C41	-2.75	100.46	114.42
26	T	101	PEK	O01-C1-C2	-2.75	105.58	111.50
22	C	304	CHD	C1-C10-C5	2.74	111.82	107.77
28	M	101	DMU	O7-C3-C4	-2.73	101.97	109.45
14	N	601	HEA	C25-C23-C22	-2.73	114.77	122.65
26	G	101	PEK	C02-O01-C1	-2.72	111.09	117.79
20	B	301	TGL	OB1-CB1-CB2	-2.72	113.13	123.73
28	M	101	DMU	C6-C1-C2	-2.71	104.34	110.00
25	C	303	CDL	PA1-OA2-CA2	2.71	137.59	121.68
19	C	307	PGV	O04-C19-C20	-2.71	113.15	123.73
19	N	607	PGV	O03-C19-O04	-2.71	116.76	123.59
23	O	303	PSC	C02-O01-C1	2.71	124.45	117.79
22	P	305	CHD	C11-C9-C8	2.70	114.84	110.88
22	P	307	CHD	C16-C17-C20	-2.70	107.97	112.15
22	P	307	CHD	C10-C9-C8	-2.70	108.92	111.82
20	B	301	TGL	CB8-CB7-CB6	-2.69	100.76	114.42
22	O	302	CHD	C18-C13-C12	-2.69	106.33	109.07
22	P	305	CHD	C2-C1-C10	2.69	117.39	112.78
19	P	303	PGV	C24-C23-C22	-2.69	100.77	114.42
14	A	602	HEA	CBA-CAA-C2A	-2.69	108.08	112.60
28	P	306	DMU	O16-C18-C19	2.68	118.97	109.56
20	Q	202	TGL	C10-CB9-CB8	2.68	128.03	114.42
25	G	102	CDL	C83-C82-C81	2.68	128.03	114.42
14	A	601	HEA	CHD-C1D-ND	2.67	127.68	124.38
26	T	101	PEK	C24-C23-C22	-2.67	103.59	113.19
26	T	102	PEK	O03-C01-C02	2.66	116.19	108.43
26	T	101	PEK	C25-C24-C23	2.65	127.89	114.42
22	C	305	CHD	C11-C9-C8	2.65	114.76	110.88
25	T	103	CDL	OA6-CA5-OA7	-2.65	117.30	123.70
19	Q	201	PGV	C32-C31-C30	2.65	127.86	114.42
20	Y	101	TGL	OC1-CC1-CC2	-2.65	113.41	123.73
22	J	102	CHD	C21-C20-C22	2.63	114.49	110.36
20	Y	101	TGL	CA7-CA6-CA5	-2.63	101.08	114.42
22	B	303	CHD	O26-C24-O25	2.63	129.85	123.30
25	T	103	CDL	CB2-C1-CA2	-2.63	105.06	112.79
22	P	307	CHD	C16-C17-C13	-2.63	100.98	103.55
22	W	101	CHD	C19-C10-C5	-2.62	105.91	110.36
20	L	101	TGL	OG1-CA1-CA2	2.62	120.14	111.91
20	L	101	TGL	OB1-CB1-CB2	-2.62	113.50	123.73
22	B	303	CHD	C4-C3-C2	2.62	113.68	110.55

Continued on next page...

Continued from previous page...

Mol	Chain	Res	Type	Atoms	Z	Observed(^{o})	Ideal(^{o})
22	W	101	CHD	C15-C14-C13	2.62	106.12	103.55
22	O	302	CHD	O26-C24-O25	2.62	129.83	123.30
28	Z	101	DMU	O61-C57-C4	-2.62	102.32	111.29
20	Q	202	TGL	OG3-CG3-CG2	-2.61	100.82	108.43
19	P	303	PGV	C21-C20-C19	-2.61	104.12	113.62
19	Q	201	PGV	C7-C6-C5	2.61	127.69	114.42
25	C	303	CDL	OA8-CA6-CA4	2.61	116.03	108.43
19	N	607	PGV	O01-C1-O02	-2.61	117.40	123.70
19	A	607	PGV	O01-C1-O02	-2.61	117.40	123.70
25	G	102	CDL	C84-C83-C82	2.60	127.63	114.42
19	C	302	PGV	C15-C14-C13	2.60	125.12	113.79
14	A	602	HEA	C12-C13-C14	-2.60	105.38	112.23
25	G	102	CDL	C44-C43-C42	2.59	127.58	114.42
14	A	601	HEA	O1A-CGA-CBA	-2.59	114.76	123.08
14	A	601	HEA	O2A-CGA-CBA	2.59	122.35	114.03
25	P	304	CDL	OB9-CB7-C71	-2.59	113.64	123.73
28	M	101	DMU	O2-C8-C9	-2.59	102.88	109.30
25	P	304	CDL	C83-C82-C81	2.58	127.54	114.42
14	N	601	HEA	C3B-C4B-NB	2.58	112.90	109.84
14	N	602	HEA	C4B-C3B-C2B	2.58	111.82	107.41
14	N	601	HEA	C4B-NB-C1B	-2.58	102.41	105.07
26	C	306	PEK	C29-C28-C27	2.57	127.48	114.42
19	A	608	PGV	C8-C9-C10	-2.57	102.60	113.79
19	P	303	PGV	C32-C31-C30	2.56	127.42	114.42
26	T	102	PEK	C02-O01-C1	2.56	124.08	117.79
14	A	602	HEA	C3C-C4C-NC	2.55	112.51	109.21
20	B	301	TGL	C14-C13-C12	-2.55	101.45	114.42
20	D	201	TGL	C20-CA9-CA8	2.55	127.39	114.42
26	G	101	PEK	O03-C21-O04	-2.55	117.15	123.59
14	N	602	HEA	C25-C23-C24	2.55	120.24	114.60
19	A	608	PGV	O12-P-O13	2.55	119.03	109.07
14	N	601	HEA	O2A-CGA-CBA	2.54	122.19	114.03
25	G	102	CDL	C79-C78-C77	2.54	127.31	114.42
22	P	305	CHD	C9-C10-C5	2.54	112.14	108.58
25	P	304	CDL	CB6-CB4-CB3	2.53	117.78	111.79
20	Y	101	TGL	CC7-CC6-CC5	2.53	127.25	114.42
22	C	304	CHD	C15-C14-C13	2.53	106.03	103.55
20	Y	101	TGL	OG3-CC1-OC1	-2.52	117.22	123.59
14	N	601	HEA	CHD-C1D-C2D	-2.52	119.76	126.72
14	A	601	HEA	CAA-CBA-CGA	-2.51	106.71	113.76
19	C	307	PGV	O01-C1-C2	2.51	116.92	111.50
26	P	308	PEK	C26-C25-C24	2.51	127.19	114.42

Continued on next page...

Continued from previous page...

Mol	Chain	Res	Type	Atoms	Z	Observed(^{o})	Ideal(^{o})
22	B	303	CHD	C16-C15-C14	-2.51	100.15	105.13
26	G	103	PEK	O02-C1-C2	-2.51	113.94	123.73
26	G	101	PEK	O01-C02-C01	-2.51	99.31	108.40
14	A	602	HEA	C13-C14-C15	-2.51	121.62	127.66
25	T	103	CDL	C19-C18-C17	2.51	127.15	114.42
25	P	304	CDL	C82-C81-C80	2.50	127.12	114.42
19	P	303	PGV	O03-C01-C02	-2.50	101.16	108.43
22	O	302	CHD	C1-C10-C9	2.49	115.27	111.35
22	W	101	CHD	O25-C24-C23	2.49	131.07	123.08
28	P	306	DMU	C1-C2-C3	2.48	115.35	109.68
26	T	101	PEK	O01-C1-O02	-2.48	117.71	123.70
26	P	308	PEK	C29-C28-C27	2.48	127.01	114.42
19	P	303	PGV	C15-C14-C13	2.48	124.58	113.79
25	P	304	CDL	OA8-CA7-OA9	-2.47	117.36	123.59
22	C	305	CHD	O3-C3-C2	-2.46	103.90	110.16
25	C	303	CDL	C57-C56-C55	2.46	126.91	114.42
14	N	601	HEA	CAA-CBA-CGA	-2.46	106.88	113.76
22	P	307	CHD	C4-C5-C10	-2.45	110.05	112.66
19	P	303	PGV	O03-C19-C20	-2.45	104.21	111.91
25	P	304	CDL	C56-C55-C54	2.45	126.85	114.42
26	C	306	PEK	O03-C01-C02	2.45	115.56	108.43
26	C	306	PEK	O12-P-O14	-2.45	99.51	109.07
26	T	102	PEK	C01-O03-C21	2.45	126.18	117.12
26	G	103	PEK	C24-C23-C22	-2.45	104.40	113.19
22	B	303	CHD	C18-C13-C12	-2.44	106.58	109.07
22	C	305	CHD	C4-C5-C10	-2.43	110.08	112.66
25	P	304	CDL	C76-C75-C74	-2.43	102.09	114.42
19	A	607	PGV	O02-C1-C2	2.43	133.21	123.73
20	D	201	TGL	C12-C11-C10	-2.42	102.14	114.42
28	Z	101	DMU	O5-C4-C57	2.42	112.45	106.44
25	P	304	CDL	CA6-CA4-CA3	-2.42	106.07	111.79
14	A	601	HEA	CHB-C1B-C2B	-2.41	121.21	124.98
19	A	607	PGV	C4-C3-C2	-2.41	104.52	113.19
22	O	302	CHD	C4-C3-C2	2.41	113.43	110.55
22	C	304	CHD	C21-C20-C22	-2.41	106.59	110.36
14	N	601	HEA	CMC-C2C-C1C	-2.41	124.77	128.46
25	T	103	CDL	OB7-CB5-C51	-2.41	114.35	123.73
23	O	303	PSC	C21-C20-C19	-2.40	104.88	113.62
22	C	304	CHD	C19-C10-C9	-2.40	107.88	111.18
22	W	101	CHD	C9-C8-C7	-2.40	109.01	111.88
28	Z	101	DMU	O49-C1-C2	-2.39	104.82	110.35
20	Y	101	TGL	C22-C21-C20	-2.39	102.30	114.42

Continued on next page...

Continued from previous page...

Mol	Chain	Res	Type	Atoms	Z	Observed(^{o})	Ideal(^{o})
25	C	303	CDL	C58-C57-C56	2.39	126.54	114.42
19	C	307	PGV	P-O11-C03	2.39	135.67	121.68
25	C	303	CDL	C87-C86-C85	2.38	131.51	113.42
25	T	103	CDL	C23-C22-C21	2.38	126.52	114.42
26	P	308	PEK	C3-C2-C1	2.38	122.28	113.62
22	O	302	CHD	C16-C15-C14	-2.38	100.42	105.13
22	B	303	CHD	C9-C8-C7	-2.38	109.03	111.88
20	L	101	TGL	C15-CC9-CC8	2.37	126.47	114.42
14	A	602	HEA	C21-C20-C19	2.37	120.78	112.98
26	P	308	PEK	P-O11-C03	2.37	135.58	121.68
26	G	103	PEK	C2-C3-C4	-2.37	109.00	113.23
20	Y	101	TGL	C15-CC9-CC8	2.37	126.44	114.42
23	B	304	PSC	C07-N-C06	2.36	115.05	108.97
20	Q	202	TGL	C15-CC9-CC8	2.36	126.39	114.42
26	G	101	PEK	C03-C02-C01	2.36	117.36	111.79
26	G	101	PEK	C38-C37-C36	2.35	131.26	113.42
26	C	306	PEK	C34-C33-C32	2.35	126.35	114.42
22	J	102	CHD	O26-C24-C23	2.35	121.57	114.03
20	D	201	TGL	CC3-CC2-CC1	-2.35	105.08	113.62
26	G	103	PEK	C11-C10-C9	2.35	123.58	112.02
22	W	101	CHD	C11-C9-C8	2.34	114.31	110.88
19	P	301	PGV	P-O11-C03	2.34	135.40	121.68
25	C	303	CDL	C22-C21-C20	2.34	126.30	114.42
28	J	101	DMU	C18-O16-C6	-2.33	109.97	113.84
20	D	201	TGL	C16-C15-CC9	2.33	126.26	114.42
20	L	101	TGL	CC6-CC5-CC4	2.33	126.26	114.42
25	T	103	CDL	OA6-CA4-CA6	2.33	116.83	108.40
26	C	306	PEK	O02-C1-C2	-2.33	114.66	123.73
28	P	306	DMU	O5-C6-O16	2.32	115.46	109.97
25	C	303	CDL	OB2-PB2-OB3	2.32	118.12	109.07
28	M	101	DMU	O4-C7-C5	-2.31	105.00	110.35
28	J	101	DMU	O1-C10-C5	-2.31	105.46	110.35
22	C	304	CHD	O3-C3-C4	-2.31	105.26	109.85
22	O	302	CHD	C13-C17-C20	-2.30	116.75	119.50
14	A	602	HEA	CMC-C2C-C3C	2.30	128.98	124.68
19	P	303	PGV	C26-C25-C24	2.30	126.10	114.42
22	W	101	CHD	C16-C17-C13	2.30	105.81	103.55
26	G	103	PEK	O03-C21-C22	2.29	119.11	111.91
19	A	607	PGV	C32-C31-C30	2.29	126.05	114.42
20	Y	101	TGL	OG2-CB1-OB1	-2.28	118.19	123.70
22	P	307	CHD	C18-C13-C12	2.28	111.39	109.07
28	Z	101	DMU	O3-C5-C7	2.28	115.62	110.35

Continued on next page...

Continued from previous page...

Mol	Chain	Res	Type	Atoms	Z	Observed(^{o})	Ideal(^{o})
22	O	302	CHD	C17-C13-C12	-2.27	115.59	117.67
20	D	201	TGL	OG1-CA1-OA1	-2.27	117.86	123.59
25	G	102	CDL	C22-C21-C20	2.27	125.96	114.42
19	N	607	PGV	C03-C02-C01	-2.27	106.42	111.79
26	C	306	PEK	C3-C2-C1	2.27	121.87	113.62
14	A	602	HEA	CMC-C2C-C1C	-2.27	124.98	128.46
28	J	101	DMU	O16-C18-C19	2.27	117.51	109.56
22	C	305	CHD	C16-C15-C14	-2.26	100.66	105.13
19	C	307	PGV	C25-C24-C23	2.26	125.88	114.42
23	O	303	PSC	C08-N-C06	-2.25	103.19	108.97
22	J	102	CHD	O26-C24-O25	-2.25	117.70	123.30
20	D	201	TGL	C11-C10-CB9	2.24	125.82	114.42
14	N	602	HEA	C21-C20-C19	2.24	120.36	112.98
20	Y	101	TGL	C30-C29-C14	2.24	125.82	114.42
20	D	201	TGL	CB7-CB6-CB5	-2.24	103.05	114.42
19	P	301	PGV	C24-C23-C22	2.24	125.79	114.42
22	C	304	CHD	C18-C13-C14	2.23	114.70	111.21
28	M	101	DMU	C25-C22-C19	-2.22	103.13	114.42
26	T	101	PEK	O11-P-O14	-2.22	100.40	109.07
14	A	601	HEA	C3C-C4C-NC	2.22	112.08	109.21
20	L	101	TGL	C25-C24-C23	-2.22	103.16	114.42
23	B	304	PSC	C26-C25-C24	-2.21	103.19	114.42
25	P	304	CDL	C63-C62-C61	2.21	125.66	114.42
19	A	607	PGV	O01-C02-C01	-2.21	100.41	108.40
25	C	303	CDL	CA6-CA4-CA3	-2.21	106.57	111.79
22	P	307	CHD	C19-C10-C1	-2.20	104.71	108.26
20	Q	202	TGL	CG2-OG2-CB1	2.20	123.22	117.79
22	C	305	CHD	C2-C1-C10	2.20	116.56	112.78
19	P	301	PGV	C15-C14-C13	2.20	123.38	113.79
25	T	103	CDL	OA9-CA7-C31	-2.20	115.15	123.73
22	W	101	CHD	C18-C13-C14	2.20	114.65	111.21
19	N	607	PGV	O03-C19-C20	2.19	118.79	111.91
22	C	304	CHD	C22-C20-C17	2.19	114.82	110.28
19	A	607	PGV	C01-O03-C19	-2.19	109.00	117.12
26	C	306	PEK	O13-P-O11	2.19	117.91	107.75
14	A	601	HEA	CHB-C1B-NB	2.19	126.81	124.43
20	Y	101	TGL	CB8-CB7-CB6	-2.18	103.33	114.42
19	P	303	PGV	C33-C32-C31	2.18	135.59	115.30
25	G	102	CDL	OB7-CB5-C51	-2.18	115.22	123.73
19	P	303	PGV	C10-C11-C12	-2.18	107.98	124.73
22	O	302	CHD	C19-C10-C9	-2.18	108.18	111.18
28	Z	101	DMU	C11-C9-C8	2.18	118.11	113.00

Continued on next page...

Continued from previous page...

Mol	Chain	Res	Type	Atoms	Z	Observed(^{o})	Ideal(^{o})
26	C	306	PEK	P-O11-C03	2.18	134.47	121.68
19	C	307	PGV	C26-C25-C24	2.18	125.50	114.42
26	P	308	PEK	C01-O03-C21	2.18	125.20	117.12
19	A	607	PGV	C5-C4-C3	-2.18	103.36	114.42
20	B	301	TGL	C27-C26-C25	-2.18	95.07	115.30
14	N	602	HEA	O2A-CGA-O1A	2.17	128.72	123.30
14	N	601	HEA	CMB-C2B-C3B	2.17	134.48	130.34
20	L	101	TGL	CC7-CC6-CC5	2.17	125.44	114.42
20	B	301	TGL	CG3-CG2-CG1	-2.17	106.66	111.79
19	P	303	PGV	C9-C10-C11	2.17	124.85	112.43
25	G	102	CDL	C39-C38-C37	2.16	125.40	114.42
25	P	304	CDL	OA6-CA5-OA7	-2.16	118.48	123.70
14	N	602	HEA	C1B-C2B-C3B	-2.16	104.22	106.80
26	G	101	PEK	C25-C24-C23	-2.16	103.47	114.42
19	A	608	PGV	C10-C11-C12	-2.16	108.17	124.73
25	P	304	CDL	PA1-OA2-CA2	2.16	134.32	121.68
22	P	305	CHD	C11-C12-C13	-2.15	109.03	111.24
25	C	303	CDL	OA4-PA1-OA3	2.15	122.86	112.24
14	A	601	HEA	CAD-CBD-CGD	-2.15	108.98	113.60
26	T	101	PEK	C3-C4-C5	2.15	124.73	112.43
20	L	101	TGL	OG3-CG3-CG2	2.15	114.68	108.43
19	N	607	PGV	C18-C17-C16	-2.14	97.19	113.42
26	G	101	PEK	C11-C10-C9	2.13	122.53	112.02
14	N	602	HEA	C13-C14-C15	-2.12	122.54	127.66
25	C	303	CDL	C59-C58-C57	2.12	125.19	114.42
22	W	101	CHD	C6-C5-C4	-2.11	108.76	111.19
25	G	102	CDL	C61-C60-C59	-2.11	103.71	114.42
20	D	201	TGL	C22-C21-C20	2.11	125.14	114.42
20	L	101	TGL	OC1-CC1-CC2	-2.11	115.51	123.73
20	D	201	TGL	OG3-CG3-CG2	-2.10	102.32	108.43
26	C	306	PEK	C31-C30-C29	2.10	125.07	114.42
25	P	304	CDL	C43-C42-C41	2.09	125.05	114.42
22	P	307	CHD	C14-C8-C9	-2.09	106.84	109.71
22	J	102	CHD	C15-C14-C13	2.09	105.60	103.55
25	T	103	CDL	C22-C21-C20	2.09	125.02	114.42
19	N	607	PGV	C32-C31-C30	-2.08	103.86	114.42
22	B	303	CHD	C18-C13-C17	-2.08	107.96	111.21
22	O	302	CHD	O12-C12-C13	-2.08	107.52	111.03
26	T	102	PEK	C11-C10-C9	2.07	122.23	112.02
22	J	102	CHD	C18-C13-C17	2.07	114.45	111.21
28	J	101	DMU	O1-C9-C8	2.06	113.44	109.69
23	O	303	PSC	C04-C05-N	2.06	122.66	115.78

Continued on next page...

Continued from previous page...

Mol	Chain	Res	Type	Atoms	Z	Observed(^{o})	Ideal(^{o})
20	Q	202	TGL	CG1-OG1-CA1	2.06	124.74	117.12
20	N	608	TGL	C20-CA9-CA8	2.06	124.88	114.42
26	G	103	PEK	O01-C02-C01	2.06	115.85	108.40
19	P	301	PGV	C25-C24-C23	2.06	124.87	114.42
14	N	602	HEA	C25-C23-C22	-2.05	116.71	122.65
25	P	304	CDL	C19-C18-C17	2.05	124.85	114.42
14	N	601	HEA	C21-C20-C19	-2.04	106.27	112.98
23	B	304	PSC	C16-C15-C14	2.04	122.67	113.79
28	M	101	DMU	O4-C7-C8	2.04	115.06	110.35
20	N	608	TGL	C30-C29-C14	2.04	124.77	114.42
19	P	303	PGV	C22-C21-C20	-2.04	105.87	113.19
28	M	101	DMU	O3-C5-C10	-2.04	105.10	110.05
20	D	201	TGL	CC6-CC5-CC4	-2.03	104.10	114.42
22	W	101	CHD	C14-C8-C9	2.03	112.50	109.71
22	C	304	CHD	C19-C10-C5	2.03	113.81	110.36
14	N	602	HEA	C3A-C4A-NA	2.03	114.78	110.94
25	P	304	CDL	OA5-PA1-OA3	-2.03	101.14	109.07
26	G	101	PEK	C32-C31-C30	-2.02	104.16	114.42
22	J	102	CHD	C21-C20-C17	2.01	116.01	112.92
23	O	303	PSC	O02-C1-C2	-2.01	115.89	123.73
20	Y	101	TGL	CG3-CG2-CG1	-2.01	107.03	111.79
25	C	303	CDL	O1-C1-CB2	2.01	116.59	109.56
22	B	303	CHD	O7-C7-C8	2.01	113.91	109.43
22	P	307	CHD	C15-C14-C8	-2.01	115.53	118.33
19	N	607	PGV	C4-C3-C2	-2.00	105.98	113.19
20	L	101	TGL	C16-C15-CC9	2.00	124.58	114.42
22	P	307	CHD	O25-C24-C23	2.00	129.51	123.08
25	C	303	CDL	C45-C44-C43	2.00	124.58	114.42

There are no chirality outliers.

All (909) torsion outliers are listed below:

Mol	Chain	Res	Type	Atoms
19	A	608	PGV	C03-O11-P-O13
19	A	608	PGV	C03-O11-P-O14
19	A	608	PGV	C04-O12-P-O13
19	A	608	PGV	C04-O12-P-O14
19	A	608	PGV	O02-C1-O01-C02
19	A	608	PGV	C2-C1-O01-C02
19	C	307	PGV	C03-O11-P-O13
19	C	307	PGV	C04-O12-P-O11
19	C	307	PGV	C02-C03-O11-P

Continued on next page...

Continued from previous page...

Mol	Chain	Res	Type	Atoms
19	P	301	PGV	C02-C03-O11-P
19	P	301	PGV	C12-C13-C14-C15
19	Q	201	PGV	C04-O12-P-O14
19	Q	201	PGV	C02-C03-O11-P
19	Q	201	PGV	C04-C05-C06-O06
19	Q	201	PGV	O02-C1-O01-C02
19	Q	201	PGV	C2-C1-O01-C02
20	Q	202	TGL	CC2-CC1-OG3-CG3
20	Q	202	TGL	OC1-CC1-OG3-CG3
20	Y	101	TGL	CB2-CB1-OG2-CG2
22	J	102	CHD	C13-C17-C20-C22
22	J	102	CHD	C16-C17-C20-C21
22	W	101	CHD	C13-C17-C20-C22
23	B	304	PSC	C03-O11-P-O14
23	B	304	PSC	O12-C04-C05-N
23	B	304	PSC	C2-C1-O01-C02
23	O	303	PSC	C03-O11-P-O13
23	O	303	PSC	C03-O11-P-O14
23	O	303	PSC	C2-C1-O01-C02
23	O	303	PSC	C11-C12-C13-C14
25	C	303	CDL	CA3-OA5-PA1-OA3
25	C	303	CDL	C11-CA5-OA6-CA4
25	C	303	CDL	CB2-OB2-PB2-OB4
25	C	303	CDL	C51-CB5-OB6-CB4
25	G	102	CDL	CA2-OA2-PA1-OA3
25	G	102	CDL	CA2-OA2-PA1-OA4
25	G	102	CDL	CA2-OA2-PA1-OA5
25	G	102	CDL	OA7-CA5-OA6-CA4
25	G	102	CDL	C1-CB2-OB2-PB2
25	G	102	CDL	CB2-OB2-PB2-OB4
25	G	102	CDL	CB3-OB5-PB2-OB2
25	G	102	CDL	CB3-OB5-PB2-OB3
25	G	102	CDL	CB3-OB5-PB2-OB4
25	P	304	CDL	CB2-C1-CA2-OA2
25	P	304	CDL	CA2-OA2-PA1-OA4
25	P	304	CDL	CA3-OA5-PA1-OA3
25	P	304	CDL	CB2-OB2-PB2-OB3
25	P	304	CDL	CB2-OB2-PB2-OB4
25	P	304	CDL	CB2-OB2-PB2-OB5
25	P	304	CDL	CB3-OB5-PB2-OB3
25	P	304	CDL	CB3-OB5-PB2-OB4
25	P	304	CDL	C51-CB5-OB6-CB4

Continued on next page...

Continued from previous page...

Mol	Chain	Res	Type	Atoms
25	T	103	CDL	CA2-C1-CB2-OB2
25	T	103	CDL	OA7-CA5-OA6-CA4
25	T	103	CDL	OA9-CA7-OA8-CA6
25	T	103	CDL	C31-CA7-OA8-CA6
25	T	103	CDL	C1-CB2-OB2-PB2
25	T	103	CDL	CB2-OB2-PB2-OB5
25	T	103	CDL	CB3-OB5-PB2-OB3
25	T	103	CDL	CB3-OB5-PB2-OB4
26	C	306	PEK	C04-O12-P-O14
26	C	306	PEK	C2-C1-O01-C02
26	C	306	PEK	C6-C7-C8-C9
26	C	306	PEK	C9-C10-C11-C12
26	C	306	PEK	C11-C12-C13-C14
26	G	103	PEK	C03-O11-P-O14
26	G	103	PEK	O12-C04-C05-N
26	G	103	PEK	C2-C1-O01-C02
26	G	103	PEK	C11-C12-C13-C14
26	P	308	PEK	O02-C1-O01-C02
26	P	308	PEK	C2-C1-O01-C02
26	T	101	PEK	C11-C12-C13-C14
26	T	101	PEK	C12-C13-C14-C15
26	T	102	PEK	C04-O12-P-O14
26	T	102	PEK	O12-C04-C05-N
28	P	306	DMU	C1-C6-O16-C18
28	P	306	DMU	O5-C6-O16-C18
19	A	608	PGV	O04-C19-O03-C01
19	Q	201	PGV	O04-C19-O03-C01
20	D	201	TGL	OC1-CC1-OG3-CG3
20	Y	101	TGL	OA1-CA1-OG1-CG1
19	A	608	PGV	C20-C19-O03-C01
19	Q	201	PGV	C20-C19-O03-C01
23	O	303	PSC	C20-C19-O03-C01
23	O	303	PSC	O04-C19-O03-C01
25	G	102	CDL	OA9-CA7-OA8-CA6
22	J	102	CHD	C13-C17-C20-C21
22	W	101	CHD	C13-C17-C20-C21
19	P	301	PGV	O02-C1-O01-C02
20	L	101	TGL	OB1-CB1-OG2-CG2
20	Y	101	TGL	OB1-CB1-OG2-CG2
23	B	304	PSC	O02-C1-O01-C02
25	C	303	CDL	OA7-CA5-OA6-CA4
25	C	303	CDL	OB7-CB5-OB6-CB4

Continued on next page...

Continued from previous page...

Mol	Chain	Res	Type	Atoms
26	C	306	PEK	O02-C1-O01-C02
26	T	102	PEK	O02-C1-O01-C02
20	D	201	TGL	CC2-CC1-OG3-CG3
20	Y	101	TGL	CA2-CA1-OG1-CG1
19	P	301	PGV	C2-C1-O01-C02
25	G	102	CDL	C11-CA5-OA6-CA4
26	T	102	PEK	C2-C1-O01-C02
22	C	304	CHD	C13-C17-C20-C21
22	J	102	CHD	C16-C17-C20-C22
22	C	304	CHD	C13-C17-C20-C22
22	P	305	CHD	C13-C17-C20-C22
22	W	101	CHD	C20-C22-C23-C24
23	B	304	PSC	C20-C21-C22-C23
23	B	304	PSC	C20-C19-O03-C01
25	G	102	CDL	C31-CA7-OA8-CA6
19	A	608	PGV	C10-C11-C12-C13
19	C	307	PGV	C10-C11-C12-C13
26	T	101	PEK	C7-C8-C9-C10
23	O	303	PSC	O02-C1-O01-C02
26	G	103	PEK	O02-C1-O01-C02
23	B	304	PSC	O04-C19-O03-C01
22	P	305	CHD	C16-C17-C20-C22
19	P	301	PGV	O12-C04-C05-O05
25	G	102	CDL	O1-C1-CA2-OA2
25	T	103	CDL	O1-C1-CB2-OB2
23	B	304	PSC	C22-C23-C24-C25
25	T	103	CDL	C11-CA5-OA6-CA4
20	B	301	TGL	CA1-CA2-CA3-CA4
26	P	308	PEK	C33-C34-C35-C36
20	D	201	TGL	CA9-C20-C21-C22
20	Y	101	TGL	CC5-CC6-CC7-CC8
23	O	303	PSC	C26-C27-C28-C29
25	C	303	CDL	C76-C77-C78-C79
25	T	103	CDL	C79-C80-C81-C82
28	P	306	DMU	O6-C11-C9-O1
22	P	305	CHD	C16-C17-C20-C21
19	P	303	PGV	C12-C13-C14-C15
25	P	304	CDL	CA5-C11-C12-C13
19	C	307	PGV	C20-C21-C22-C23
20	B	301	TGL	OB1-CB1-OG2-CG2
23	O	303	PSC	C20-C21-C22-C23
25	C	303	CDL	CA4-CA3-OA5-PA1

Continued on next page...

Continued from previous page...

Mol	Chain	Res	Type	Atoms
23	O	303	PSC	C24-C25-C26-C27
20	D	201	TGL	C20-C21-C22-C23
22	W	101	CHD	C16-C17-C20-C21
25	T	103	CDL	C56-C57-C58-C59
20	L	101	TGL	CC1-CC2-CC3-CC4
19	A	608	PGV	O12-C04-C05-C06
25	C	303	CDL	CB2-C1-CA2-OA2
25	G	102	CDL	CB2-C1-CA2-OA2
25	P	304	CDL	OB7-CB5-OB6-CB4
20	B	301	TGL	CA2-CA1-OG1-CG1
20	L	101	TGL	CA2-CA1-OG1-CG1
25	T	103	CDL	C63-C64-C65-C66
28	P	306	DMU	O6-C11-C9-C8
19	A	608	PGV	O12-C04-C05-O05
19	C	307	PGV	O12-C04-C05-O05
25	P	304	CDL	O1-C1-CA2-OA2
25	P	304	CDL	O1-C1-CB2-OB2
19	C	307	PGV	C1-C2-C3-C4
20	Q	202	TGL	OG1-CG1-CG2-OG2
19	P	303	PGV	C30-C31-C32-C33
20	Q	202	TGL	CA9-C20-C21-C22
20	Y	101	TGL	CA9-C20-C21-C22
20	B	301	TGL	CA9-C20-C21-C22
26	G	103	PEK	C21-C22-C23-C24
22	W	101	CHD	C17-C20-C22-C23
20	N	608	TGL	CC7-CC8-CC9-C15
19	A	608	PGV	C1-C2-C3-C4
23	B	304	PSC	C1-C2-C3-C4
22	C	304	CHD	C16-C17-C20-C21
26	P	308	PEK	C2-C3-C4-C5
26	T	101	PEK	C1-C2-C3-C4
19	P	301	PGV	C1-C2-C3-C4
19	Q	201	PGV	C19-C20-C21-C22
20	B	301	TGL	OA1-CA1-OG1-CG1
25	T	103	CDL	C73-C74-C75-C76
20	L	101	TGL	OA1-CA1-OG1-CG1
14	A	601	HEA	C15-C16-C17-C18
14	N	601	HEA	C19-C20-C21-C22
20	N	608	TGL	C22-C23-C24-C25
25	C	303	CDL	O1-C1-CA2-OA2
25	G	102	CDL	O1-C1-CB2-OB2
20	L	101	TGL	CB3-CB4-CB5-CB6

Continued on next page...

Continued from previous page...

Mol	Chain	Res	Type	Atoms
22	W	101	CHD	C16-C17-C20-C22
26	C	306	PEK	C1-C2-C3-C4
26	C	306	PEK	C4-C5-C6-C7
26	P	308	PEK	C10-C11-C12-C13
26	T	101	PEK	C13-C14-C15-C16
19	A	608	PGV	C03-O11-P-O12
19	A	608	PGV	C04-O12-P-O11
19	Q	201	PGV	C03-O11-P-O12
19	Q	201	PGV	C04-O12-P-O11
23	B	304	PSC	C03-O11-P-O12
23	O	303	PSC	C03-O11-P-O12
25	C	303	CDL	CB2-OB2-PB2-OB5
25	C	303	CDL	CB3-OB5-PB2-OB2
25	G	102	CDL	CB2-OB2-PB2-OB5
25	P	304	CDL	CA2-OA2-PA1-OA5
25	P	304	CDL	CB3-OB5-PB2-OB2
25	T	103	CDL	CB3-OB5-PB2-OB2
26	P	308	PEK	C04-O12-P-O11
25	T	103	CDL	CB5-C51-C52-C53
20	Q	202	TGL	CB9-C10-C11-C12
20	Q	202	TGL	CB1-CB2-CB3-CB4
19	C	307	PGV	O12-C04-C05-C06
25	G	102	CDL	CA2-C1-CB2-OB2
20	N	608	TGL	OB1-CB1-OG2-CG2
26	T	101	PEK	C2-C3-C4-C5
19	P	301	PGV	C22-C23-C24-C25
20	N	608	TGL	CB4-CB5-CB6-CB7
25	C	303	CDL	C12-C13-C14-C15
25	G	102	CDL	C23-C24-C25-C26
20	B	301	TGL	CB2-CB1-OG2-CG2
20	L	101	TGL	CB2-CB1-OG2-CG2
14	A	601	HEA	C16-C17-C18-C19
19	C	302	PGV	C14-C15-C16-C17
19	C	307	PGV	C3-C4-C5-C6
19	C	307	PGV	C22-C23-C24-C25
20	B	301	TGL	CA5-CA6-CA7-CA8
20	L	101	TGL	CC6-CC7-CC8-CC9
20	N	608	TGL	C13-C14-C29-C30
20	Q	202	TGL	CC9-C15-C16-C17
20	Y	101	TGL	C23-C24-C25-C26
25	T	103	CDL	C18-C19-C20-C21
19	A	608	PGV	C23-C24-C25-C26

Continued on next page...

Continued from previous page...

Mol	Chain	Res	Type	Atoms
20	N	608	TGL	CA3-CA4-CA5-CA6
20	Y	101	TGL	C10-C11-C12-C13
25	C	303	CDL	C72-C73-C74-C75
25	G	102	CDL	C19-C20-C21-C22
25	G	102	CDL	C59-C60-C61-C62
25	P	304	CDL	C38-C39-C40-C41
26	G	101	PEK	C26-C27-C28-C29
26	T	101	PEK	C30-C31-C32-C33
26	T	102	PEK	C28-C29-C30-C31
19	A	608	PGV	C03-C02-O01-C1
19	Q	201	PGV	C01-C02-O01-C1
20	Q	202	TGL	CG3-CG2-OG2-CB1
23	O	303	PSC	C01-C02-O01-C1
26	G	103	PEK	C01-C02-O01-C1
19	A	608	PGV	C19-C20-C21-C22
20	D	201	TGL	CC9-C15-C16-C17
25	G	102	CDL	C82-C83-C84-C85
28	M	101	DMU	C19-C22-C25-C28
25	G	102	CDL	CB4-CB3-OB5-PB2
26	P	308	PEK	C4-C5-C6-C7
26	T	101	PEK	C10-C11-C12-C13
26	T	102	PEK	C13-C14-C15-C16
19	C	307	PGV	C28-C29-C30-C31
20	N	608	TGL	CA2-CA3-CA4-CA5
19	P	301	PGV	C5-C6-C7-C8
19	P	301	PGV	C23-C24-C25-C26
19	P	303	PGV	C7-C8-C9-C10
20	B	301	TGL	C11-C12-C13-C14
20	L	101	TGL	CB6-CB7-CB8-CB9
20	L	101	TGL	C17-C18-C19-C33
20	Q	202	TGL	C11-C10-CB9-CB8
20	Q	202	TGL	C19-C33-C34-C35
25	G	102	CDL	C35-C36-C37-C38
25	T	103	CDL	C72-C73-C74-C75
19	A	608	PGV	C22-C23-C24-C25
19	C	302	PGV	C7-C8-C9-C10
19	C	307	PGV	C30-C31-C32-C33
25	G	102	CDL	C72-C73-C74-C75
25	P	304	CDL	C36-C37-C38-C39
28	Z	101	DMU	C22-C25-C28-C31
19	N	607	PGV	C14-C15-C16-C17
19	P	301	PGV	C24-C25-C26-C27

Continued on next page...

Continued from previous page...

Mol	Chain	Res	Type	Atoms
20	B	301	TGL	CB4-CB5-CB6-CB7
20	Y	101	TGL	CA3-CA4-CA5-CA6
23	O	303	PSC	C5-C6-C7-C8
25	C	303	CDL	C63-C64-C65-C66
19	P	301	PGV	C19-C20-C21-C22
19	P	303	PGV	C24-C25-C26-C27
20	B	301	TGL	CC4-CC5-CC6-CC7
20	D	201	TGL	CA3-CA4-CA5-CA6
20	D	201	TGL	C14-C29-C30-C31
20	Q	202	TGL	C23-C24-C25-C26
20	Y	101	TGL	CC6-CC7-CC8-CC9
20	Y	101	TGL	C18-C19-C33-C34
25	G	102	CDL	C38-C39-C40-C41
25	G	102	CDL	C76-C77-C78-C79
25	T	103	CDL	C71-C72-C73-C74
22	P	305	CHD	C20-C22-C23-C24
20	N	608	TGL	CA4-CA5-CA6-CA7
20	N	608	TGL	CB6-CB7-CB8-CB9
20	N	608	TGL	C19-C33-C34-C35
25	T	103	CDL	C21-C22-C23-C24
19	P	301	PGV	C04-C05-C06-O06
19	P	301	PGV	C4-C5-C6-C7
20	L	101	TGL	CB4-CB5-CB6-CB7
25	C	303	CDL	C39-C40-C41-C42
25	G	102	CDL	C54-C55-C56-C57
25	P	304	CDL	C35-C36-C37-C38
25	P	304	CDL	C60-C61-C62-C63
25	T	103	CDL	C31-C32-C33-C34
19	A	608	PGV	C12-C13-C14-C15
19	N	607	PGV	C23-C24-C25-C26
20	D	201	TGL	C16-C17-C18-C19
20	L	101	TGL	CA5-CA6-CA7-CA8
20	Q	202	TGL	CB5-CB6-CB7-CB8
23	O	303	PSC	C3-C4-C5-C6
23	O	303	PSC	C4-C5-C6-C7
25	C	303	CDL	C71-C72-C73-C74
25	G	102	CDL	C41-C42-C43-C44
25	P	304	CDL	C73-C74-C75-C76
25	P	304	CDL	C79-C80-C81-C82
25	T	103	CDL	C39-C40-C41-C42
26	T	101	PEK	C26-C27-C28-C29
20	Y	101	TGL	CA6-CA7-CA8-CA9

Continued on next page...

Continued from previous page...

Mol	Chain	Res	Type	Atoms
20	Y	101	TGL	CC9-C15-C16-C17
25	P	304	CDL	C59-C60-C61-C62
19	P	301	PGV	C13-C14-C15-C16
20	D	201	TGL	CA7-CA8-CA9-C20
20	D	201	TGL	CB2-CB3-CB4-CB5
20	L	101	TGL	C11-C12-C13-C14
20	Q	202	TGL	CA5-CA6-CA7-CA8
25	P	304	CDL	C40-C41-C42-C43
28	Z	101	DMU	C25-C28-C31-C34
19	C	302	PGV	C23-C24-C25-C26
23	B	304	PSC	C24-C25-C26-C27
26	G	101	PEK	C34-C35-C36-C37
25	C	303	CDL	C31-CA7-OA8-CA6
20	N	608	TGL	C12-C13-C14-C29
20	N	608	TGL	CA9-C20-C21-C22
25	G	102	CDL	C20-C21-C22-C23
19	P	301	PGV	C6-C7-C8-C9
20	N	608	TGL	CC5-CC6-CC7-CC8
23	B	304	PSC	C27-C28-C29-C30
25	C	303	CDL	C23-C24-C25-C26
25	C	303	CDL	C31-C32-C33-C34
25	T	103	CDL	C23-C24-C25-C26
26	G	101	PEK	C28-C29-C30-C31
20	N	608	TGL	OC1-CC1-OG3-CG3
19	Q	201	PGV	C4-C5-C6-C7
25	P	304	CDL	C20-C21-C22-C23
25	T	103	CDL	C13-C14-C15-C16
25	P	304	CDL	CA3-CA4-CA6-OA8
23	B	304	PSC	C11-C12-C13-C14
26	G	101	PEK	C10-C11-C12-C13
19	A	607	PGV	C28-C29-C30-C31
20	N	608	TGL	CB7-CB8-CB9-C10
25	G	102	CDL	C33-C34-C35-C36
26	G	101	PEK	C23-C24-C25-C26
19	C	302	PGV	C27-C28-C29-C30
19	C	307	PGV	C2-C1-O01-C02
20	N	608	TGL	CB2-CB1-OG2-CG2
19	Q	201	PGV	O05-C05-C06-O06
19	C	307	PGV	C23-C24-C25-C26
19	N	607	PGV	C29-C30-C31-C32
20	N	608	TGL	CB5-CB6-CB7-CB8
20	Q	202	TGL	C17-C18-C19-C33

Continued on next page...

Continued from previous page...

Mol	Chain	Res	Type	Atoms
26	T	102	PEK	C25-C26-C27-C28
25	C	303	CDL	OA9-CA7-OA8-CA6
25	P	304	CDL	C16-C17-C18-C19
19	P	301	PGV	C30-C31-C32-C33
25	P	304	CDL	C43-C44-C45-C46
19	Q	201	PGV	C14-C15-C16-C17
20	L	101	TGL	C21-C20-CA9-CA8
25	T	103	CDL	C61-C62-C63-C64
26	G	101	PEK	C25-C26-C27-C28
19	C	307	PGV	O02-C1-O01-C02
19	Q	201	PGV	C2-C3-C4-C5
20	B	301	TGL	C17-C18-C19-C33
20	D	201	TGL	C11-C12-C13-C14
20	Y	101	TGL	C16-C15-CC9-CC8
25	P	304	CDL	C74-C75-C76-C77
28	M	101	DMU	C22-C25-C28-C31
20	D	201	TGL	CB9-C10-C11-C12
25	G	102	CDL	C16-C17-C18-C19
20	B	301	TGL	CC7-CC8-CC9-C15
28	J	101	DMU	C19-C22-C25-C28
20	N	608	TGL	CC2-CC1-OG3-CG3
20	N	608	TGL	C21-C20-CA9-CA8
25	T	103	CDL	C75-C76-C77-C78
19	Q	201	PGV	C29-C30-C31-C32
20	Q	202	TGL	CB2-CB3-CB4-CB5
23	B	304	PSC	C30-C31-C32-C33
25	T	103	CDL	C81-C82-C83-C84
26	T	102	PEK	C33-C34-C35-C36
25	P	304	CDL	C31-C32-C33-C34
26	G	101	PEK	C7-C8-C9-C10
20	Y	101	TGL	C25-C26-C27-C28
26	G	103	PEK	C25-C26-C27-C28
23	O	303	PSC	C6-C7-C8-C9
26	C	306	PEK	C2-C3-C4-C5
26	G	101	PEK	C15-C16-C17-C18
26	T	102	PEK	C2-C3-C4-C5
19	C	307	PGV	C20-C19-O03-C01
20	N	608	TGL	CA2-CA1-OG1-CG1
25	G	102	CDL	C71-CB7-OB8-CB6
20	N	608	TGL	C11-C10-CB9-CB8
25	C	303	CDL	C18-C19-C20-C21
25	G	102	CDL	C17-C18-C19-C20

Continued on next page...

Continued from previous page...

Mol	Chain	Res	Type	Atoms
25	T	103	CDL	C83-C84-C85-C86
20	D	201	TGL	CC6-CC7-CC8-CC9
25	G	102	CDL	C13-C14-C15-C16
25	G	102	CDL	C14-C15-C16-C17
25	G	102	CDL	C22-C23-C24-C25
25	G	102	CDL	C56-C57-C58-C59
25	P	304	CDL	C58-C59-C60-C61
26	C	306	PEK	C24-C25-C26-C27
26	G	101	PEK	C16-C17-C18-C19
19	A	608	PGV	C7-C8-C9-C10
20	L	101	TGL	C18-C19-C33-C34
26	P	308	PEK	C28-C29-C30-C31
20	D	201	TGL	CA2-CA3-CA4-CA5
20	N	608	TGL	CC4-CC5-CC6-CC7
19	C	307	PGV	O01-C02-C03-O11
26	T	102	PEK	O01-C02-C03-O11
19	A	608	PGV	C20-C21-C22-C23
25	C	303	CDL	C64-C65-C66-C67
20	Y	101	TGL	CB7-CB8-CB9-C10
26	P	308	PEK	C32-C33-C34-C35
28	P	306	DMU	O16-C18-C19-C22
26	C	306	PEK	C25-C26-C27-C28
20	D	201	TGL	OG1-CG1-CG2-OG2
25	T	103	CDL	OB6-CB4-CB6-OB8
20	Q	202	TGL	CC5-CC6-CC7-CC8
25	P	304	CDL	C57-C58-C59-C60
20	Y	101	TGL	CB9-C10-C11-C12
25	P	304	CDL	C72-C73-C74-C75
25	T	103	CDL	C15-C16-C17-C18
26	T	102	PEK	C32-C33-C34-C35
28	Z	101	DMU	C19-C22-C25-C28
19	P	301	PGV	C11-C10-C9-C8
20	B	301	TGL	CB5-CB6-CB7-CB8
20	B	301	TGL	C12-C13-C14-C29
20	B	301	TGL	C16-C17-C18-C19
25	P	304	CDL	C37-C38-C39-C40
20	D	201	TGL	C17-C18-C19-C33
20	L	101	TGL	CB2-CB3-CB4-CB5
25	C	303	CDL	C53-C54-C55-C56
25	P	304	CDL	C12-C13-C14-C15
20	N	608	TGL	C11-C12-C13-C14
20	Y	101	TGL	CA2-CA3-CA4-CA5

Continued on next page...

Continued from previous page...

Mol	Chain	Res	Type	Atoms
25	P	304	CDL	C80-C81-C82-C83
19	C	307	PGV	C03-O11-P-O12
26	G	103	PEK	C03-O11-P-O12
20	Y	101	TGL	CC4-CC5-CC6-CC7
19	A	608	PGV	C05-C04-O12-P
25	P	304	CDL	C78-C79-C80-C81
19	A	608	PGV	C01-C02-C03-O11
19	C	307	PGV	C01-C02-C03-O11
19	Q	201	PGV	C01-C02-C03-O11
25	C	303	CDL	OA5-CA3-CA4-CA6
25	P	304	CDL	OA5-CA3-CA4-CA6
23	B	304	PSC	C26-C27-C28-C29
20	D	201	TGL	C23-C24-C25-C26
20	Q	202	TGL	CA6-CA7-CA8-CA9
20	Y	101	TGL	C13-C14-C29-C30
25	P	304	CDL	C23-C24-C25-C26
20	Y	101	TGL	C22-C23-C24-C25
20	Q	202	TGL	CC2-CC3-CC4-CC5
20	Y	101	TGL	C11-C10-CB9-CB8
25	G	102	CDL	C58-C59-C60-C61
19	Q	201	PGV	O03-C01-C02-C03
20	Q	202	TGL	CG1-CG2-CG3-OG3
23	O	303	PSC	O03-C01-C02-C03
25	G	102	CDL	CA3-CA4-CA6-OA8
25	T	103	CDL	CB3-CB4-CB6-OB8
26	T	102	PEK	C10-C11-C12-C13
25	T	103	CDL	C64-C65-C66-C67
28	J	101	DMU	C34-C37-C40-C43
20	B	301	TGL	OC1-CC1-OG3-CG3
20	N	608	TGL	OA1-CA1-OG1-CG1
19	P	301	PGV	C15-C16-C17-C18
20	B	301	TGL	C21-C20-CA9-CA8
20	N	608	TGL	CC6-CC7-CC8-CC9
25	C	303	CDL	C24-C25-C26-C27
20	N	608	TGL	CA1-CA2-CA3-CA4
19	A	607	PGV	C31-C32-C33-C34
25	T	103	CDL	C17-C18-C19-C20
20	B	301	TGL	C29-C30-C31-C32
25	C	303	CDL	C43-C44-C45-C46
20	Q	202	TGL	C29-C30-C31-C32
25	T	103	CDL	C22-C23-C24-C25
19	A	608	PGV	C11-C10-C9-C8

Continued on next page...

Continued from previous page...

Mol	Chain	Res	Type	Atoms
19	A	608	PGV	C31-C32-C33-C34
20	L	101	TGL	CC3-CC4-CC5-CC6
19	C	302	PGV	C15-C16-C17-C18
19	Q	201	PGV	C31-C32-C33-C34
20	Y	101	TGL	CB3-CB4-CB5-CB6
20	Y	101	TGL	CC3-CC4-CC5-CC6
20	D	201	TGL	CG3-CG2-OG2-CB1
23	B	304	PSC	C01-C02-O01-C1
25	P	304	CDL	CA3-CA4-OA6-CA5
25	P	304	CDL	OA7-CA5-OA6-CA4
25	C	303	CDL	C14-C15-C16-C17
20	B	301	TGL	CC2-CC1-OG3-CG3
19	Q	201	PGV	C10-C11-C12-C13
26	C	306	PEK	C7-C8-C9-C10
26	T	101	PEK	C4-C5-C6-C7
25	G	102	CDL	CA5-C11-C12-C13
23	O	303	PSC	C2-C3-C4-C5
26	P	308	PEK	C35-C36-C37-C38
22	P	305	CHD	C13-C17-C20-C21
25	C	303	CDL	C61-C62-C63-C64
25	G	102	CDL	C11-C12-C13-C14
28	P	306	DMU	C22-C25-C28-C31
20	N	608	TGL	OG1-CG1-CG2-OG2
20	N	608	TGL	CB9-C10-C11-C12
25	G	102	CDL	C77-C78-C79-C80
26	G	101	PEK	C35-C36-C37-C38
25	G	102	CDL	OB9-CB7-OB8-CB6
25	T	103	CDL	C36-C37-C38-C39
25	G	102	CDL	C12-C13-C14-C15
20	L	101	TGL	CC2-CC3-CC4-CC5
26	C	306	PEK	C35-C36-C37-C38
19	P	301	PGV	O12-C04-C05-C06
19	C	307	PGV	C21-C22-C23-C24
25	G	102	CDL	C79-C80-C81-C82
19	C	302	PGV	C10-C11-C12-C13
19	Q	201	PGV	C27-C28-C29-C30
20	Q	202	TGL	CB4-CB5-CB6-CB7
25	C	303	CDL	C73-C74-C75-C76
19	A	607	PGV	C30-C31-C32-C33
20	D	201	TGL	CC5-CC6-CC7-CC8
26	T	102	PEK	C01-C02-C03-O11
20	D	201	TGL	C22-C23-C24-C25

Continued on next page...

Continued from previous page...

Mol	Chain	Res	Type	Atoms
25	T	103	CDL	C12-C13-C14-C15
19	C	307	PGV	C25-C26-C27-C28
19	N	607	PGV	C13-C14-C15-C16
23	B	304	PSC	C14-C15-C16-C17
26	G	103	PEK	C23-C24-C25-C26
14	N	601	HEA	C16-C17-C18-C19
20	D	201	TGL	C13-C14-C29-C30
23	O	303	PSC	C02-C03-O11-P
25	P	304	CDL	CA4-CA3-OA5-PA1
19	P	303	PGV	C28-C29-C30-C31
26	C	306	PEK	C32-C33-C34-C35
23	B	304	PSC	C2-C3-C4-C5
26	G	103	PEK	C30-C31-C32-C33
19	A	608	PGV	O03-C01-C02-C03
20	B	301	TGL	OG1-CG1-CG2-CG3
23	B	304	PSC	O03-C01-C02-C03
25	C	303	CDL	CB3-CB4-CB6-OB8
25	T	103	CDL	CA3-CA4-CA6-OA8
20	Q	202	TGL	C15-C16-C17-C18
19	P	301	PGV	C10-C11-C12-C13
23	O	303	PSC	C11-C10-C9-C8
26	G	103	PEK	C10-C11-C12-C13
26	P	308	PEK	C7-C8-C9-C10
20	D	201	TGL	CB4-CB5-CB6-CB7
23	B	304	PSC	C29-C30-C31-C32
25	T	103	CDL	C55-C56-C57-C58
28	J	101	DMU	C28-C31-C34-C37
28	J	101	DMU	C18-C19-C22-C25
20	L	101	TGL	CC4-CC5-CC6-CC7
20	Y	101	TGL	C11-C12-C13-C14
25	T	103	CDL	C11-C12-C13-C14
25	T	103	CDL	C43-C44-C45-C46
23	B	304	PSC	C9-C10-C11-C12
23	O	303	PSC	C9-C10-C11-C12
23	O	303	PSC	C10-C11-C12-C13
26	C	306	PEK	C5-C6-C7-C8
26	C	306	PEK	C11-C10-C9-C8
26	G	101	PEK	C9-C10-C11-C12
26	G	103	PEK	C11-C10-C9-C8
26	G	103	PEK	C9-C10-C11-C12
26	G	103	PEK	C12-C13-C14-C15
26	P	308	PEK	C5-C6-C7-C8

Continued on next page...

Continued from previous page...

Mol	Chain	Res	Type	Atoms
26	P	308	PEK	C6-C7-C8-C9
26	T	101	PEK	C11-C10-C9-C8
26	T	102	PEK	C11-C10-C9-C8
26	T	102	PEK	C9-C10-C11-C12
26	T	102	PEK	C12-C13-C14-C15
25	G	102	CDL	CB5-C51-C52-C53
23	B	304	PSC	C3-C4-C5-C6
25	T	103	CDL	C84-C85-C86-C87
19	Q	201	PGV	O01-C02-C03-O11
25	C	303	CDL	OA5-CA3-CA4-OA6
25	P	304	CDL	OA5-CA3-CA4-OA6
25	P	304	CDL	OB5-CB3-CB4-OB6
25	T	103	CDL	OA5-CA3-CA4-OA6
25	C	303	CDL	CB7-C71-C72-C73
19	Q	201	PGV	C5-C6-C7-C8
19	A	608	PGV	C15-C16-C17-C18
20	N	608	TGL	C20-C21-C22-C23
19	C	307	PGV	O03-C01-C02-O01
20	B	301	TGL	OG1-CG1-CG2-OG2
20	L	101	TGL	OG2-CG2-CG3-OG3
25	T	103	CDL	OA6-CA4-CA6-OA8
26	G	103	PEK	O03-C01-C02-O01
26	T	102	PEK	O03-C01-C02-O01
20	Q	202	TGL	C25-C26-C27-C28
14	N	601	HEA	C15-C16-C17-C18
26	C	306	PEK	C29-C30-C31-C32
22	J	102	CHD	C17-C20-C22-C23
20	Q	202	TGL	C20-C21-C22-C23
25	T	103	CDL	C52-C53-C54-C55
20	D	201	TGL	CC3-CC4-CC5-CC6
26	T	101	PEK	C34-C35-C36-C37
19	P	303	PGV	C02-C03-O11-P
26	C	306	PEK	C02-C03-O11-P
26	P	308	PEK	C02-C03-O11-P
19	P	301	PGV	C31-C32-C33-C34
20	D	201	TGL	CC7-CC8-CC9-C15
28	M	101	DMU	C25-C28-C31-C34
25	G	102	CDL	C71-C72-C73-C74
19	A	608	PGV	C11-C12-C13-C14
25	P	304	CDL	C84-C85-C86-C87
25	T	103	CDL	C14-C15-C16-C17
25	P	304	CDL	C11-CA5-OA6-CA4

Continued on next page...

Continued from previous page...

Mol	Chain	Res	Type	Atoms
25	C	303	CDL	C84-C85-C86-C87
19	P	303	PGV	C22-C23-C24-C25
26	C	306	PEK	C01-C02-C03-O11
19	Q	201	PGV	C7-C8-C9-C10
20	B	301	TGL	C24-C25-C26-C27
20	L	101	TGL	C13-C14-C29-C30
23	B	304	PSC	C23-C24-C25-C26
25	C	303	CDL	C58-C59-C60-C61
20	L	101	TGL	C12-C13-C14-C29
19	C	307	PGV	O04-C19-O03-C01
19	P	301	PGV	C29-C30-C31-C32
19	C	302	PGV	C24-C25-C26-C27
20	L	101	TGL	C10-C11-C12-C13
26	C	306	PEK	C22-C21-O03-C01
25	T	103	CDL	C54-C55-C56-C57
25	T	103	CDL	C60-C61-C62-C63
26	G	101	PEK	C22-C23-C24-C25
19	C	302	PGV	C02-C03-O11-P
19	C	307	PGV	O03-C01-C02-C03
20	L	101	TGL	CG1-CG2-CG3-OG3
20	N	608	TGL	OG1-CG1-CG2-CG3
20	Q	202	TGL	OG1-CG1-CG2-CG3
25	T	103	CDL	CB4-CB3-OB5-PB2
26	G	103	PEK	C3-C4-C5-C6
25	G	102	CDL	OB7-CB5-OB6-CB4
25	C	303	CDL	C77-C78-C79-C80
25	P	304	CDL	C11-C12-C13-C14
26	C	306	PEK	O04-C21-O03-C01
19	Q	201	PGV	O03-C01-C02-O01
20	Y	101	TGL	OG2-CG2-CG3-OG3
23	O	303	PSC	O03-C01-C02-O01
20	B	301	TGL	C18-C19-C33-C34
25	T	103	CDL	C16-C17-C18-C19
25	P	304	CDL	CB4-CB6-OB8-CB7
19	C	302	PGV	C20-C21-C22-C23
25	G	102	CDL	C64-C65-C66-C67
25	P	304	CDL	C63-C64-C65-C66
19	P	303	PGV	C15-C16-C17-C18
20	D	201	TGL	CB5-CB6-CB7-CB8
20	B	301	TGL	CA4-CA5-CA6-CA7
26	C	306	PEK	C10-C11-C12-C13
22	C	304	CHD	C16-C17-C20-C22

Continued on next page...

Continued from previous page...

Mol	Chain	Res	Type	Atoms
26	T	101	PEK	C17-C18-C19-C20
26	C	306	PEK	C26-C27-C28-C29
25	G	102	CDL	C51-CB5-OB6-CB4
23	B	304	PSC	C15-C16-C17-C18
20	N	608	TGL	C10-C11-C12-C13
23	B	304	PSC	C13-C14-C15-C16
23	B	304	PSC	C04-O12-P-O11
25	P	304	CDL	CA3-OA5-PA1-OA2
26	C	306	PEK	C04-O12-P-O11
26	T	102	PEK	C04-O12-P-O11
25	P	304	CDL	C44-C45-C46-C47
28	Z	101	DMU	C34-C37-C40-C43
20	Q	202	TGL	C16-C17-C18-C19
19	A	608	PGV	C02-C03-O11-P
25	T	103	CDL	CA4-CA3-OA5-PA1
26	C	306	PEK	C23-C24-C25-C26
19	C	307	PGV	C04-O12-P-O14
19	Q	201	PGV	C03-O11-P-O13
19	Q	201	PGV	C04-O12-P-O13
23	B	304	PSC	C03-O11-P-O13
25	C	303	CDL	CB2-OB2-PB2-OB3
26	P	308	PEK	C04-O12-P-O14
26	T	102	PEK	C04-O12-P-O13
20	Y	101	TGL	CB2-CB3-CB4-CB5
25	T	103	CDL	C62-C63-C64-C65
26	G	101	PEK	O12-C04-C05-N
20	Y	101	TGL	C24-C25-C26-C27
19	C	307	PGV	C24-C25-C26-C27
20	L	101	TGL	C20-C21-C22-C23
20	Y	101	TGL	C33-C34-C35-C36
26	T	102	PEK	C7-C8-C9-C10
19	Q	201	PGV	C21-C22-C23-C24
23	B	304	PSC	C05-C04-O12-P
20	L	101	TGL	OG1-CA1-CA2-CA3
20	Y	101	TGL	C15-C16-C17-C18
25	T	103	CDL	CA7-C31-C32-C33
20	Q	202	TGL	CA3-CA4-CA5-CA6
19	A	608	PGV	O01-C02-C03-O11
26	C	306	PEK	O01-C02-C03-O11
19	N	607	PGV	C31-C32-C33-C34
25	C	303	CDL	C44-C45-C46-C47
28	M	101	DMU	C18-C19-C22-C25

Continued on next page...

Continued from previous page...

Mol	Chain	Res	Type	Atoms
20	N	608	TGL	C29-C30-C31-C32
20	N	608	TGL	CA5-CA6-CA7-CA8
19	C	307	PGV	C27-C28-C29-C30
20	D	201	TGL	C24-C25-C26-C27
25	G	102	CDL	C31-C32-C33-C34
20	D	201	TGL	OG1-CG1-CG2-CG3
20	Q	202	TGL	CC3-CC4-CC5-CC6
23	O	303	PSC	O12-C04-C05-N
26	G	103	PEK	O03-C01-C02-C03
26	T	102	PEK	O03-C01-C02-C03
20	Q	202	TGL	OG2-CG2-CG3-OG3
23	B	304	PSC	O03-C01-C02-O01
20	D	201	TGL	C18-C19-C33-C34
20	Q	202	TGL	CA4-CA5-CA6-CA7
25	C	303	CDL	C17-C18-C19-C20
25	T	103	CDL	C82-C83-C84-C85
25	C	303	CDL	C20-C21-C22-C23
28	Z	101	DMU	C28-C31-C34-C37
25	T	103	CDL	C58-C59-C60-C61
25	C	303	CDL	C19-C20-C21-C22
25	C	303	CDL	C51-C52-C53-C54
26	C	306	PEK	C28-C29-C30-C31
20	Y	101	TGL	OG1-CA1-CA2-CA3
26	P	308	PEK	O04-C21-O03-C01
20	Y	101	TGL	OG2-CB1-CB2-CB3
25	T	103	CDL	C35-C36-C37-C38
19	C	307	PGV	C15-C16-C17-C18
20	D	201	TGL	OB1-CB1-OG2-CG2
19	A	608	PGV	C14-C15-C16-C17
25	C	303	CDL	C22-C23-C24-C25
25	P	304	CDL	C18-C19-C20-C21
25	C	303	CDL	C78-C79-C80-C81
19	P	301	PGV	C21-C22-C23-C24
23	O	303	PSC	C28-C29-C30-C31
25	G	102	CDL	C37-C38-C39-C40
25	P	304	CDL	C22-C23-C24-C25
26	G	101	PEK	C17-C18-C19-C20
26	P	308	PEK	C3-C4-C5-C6
25	G	102	CDL	OA6-CA4-CA6-OA8
25	P	304	CDL	OA6-CA4-CA6-OA8
19	P	301	PGV	C03-O11-P-O12
19	P	301	PGV	C04-O12-P-O11

Continued on next page...

Continued from previous page...

Mol	Chain	Res	Type	Atoms
23	O	303	PSC	C04-O12-P-O11
25	C	303	CDL	CA2-OA2-PA1-OA5
25	C	303	CDL	CA3-OA5-PA1-OA2
25	G	102	CDL	CA3-OA5-PA1-OA2
28	J	101	DMU	O1-C10-O7-C3
20	N	608	TGL	C14-C29-C30-C31
20	D	201	TGL	C21-C20-CA9-CA8
20	Y	101	TGL	CG1-CG2-CG3-OG3
25	P	304	CDL	CB3-CB4-CB6-OB8
19	C	307	PGV	C13-C14-C15-C16
20	L	101	TGL	CB5-CB6-CB7-CB8
22	W	101	CHD	C21-C20-C22-C23
19	C	302	PGV	C12-C13-C14-C15
19	P	303	PGV	C05-C04-O12-P
25	C	303	CDL	C13-C14-C15-C16
25	C	303	CDL	OB9-CB7-OB8-CB6
25	P	304	CDL	CA2-C1-CB2-OB2
20	Q	202	TGL	OG2-CB1-CB2-CB3
26	P	308	PEK	C22-C21-O03-C01
22	C	304	CHD	C21-C20-C22-C23
25	P	304	CDL	C53-C54-C55-C56
26	G	103	PEK	C13-C14-C15-C16
26	T	101	PEK	O03-C21-C22-C23
20	B	301	TGL	CA2-CA3-CA4-CA5
22	P	307	CHD	C16-C17-C20-C22
19	A	608	PGV	C13-C14-C15-C16
19	Q	201	PGV	C15-C16-C17-C18
28	M	101	DMU	C28-C31-C34-C37
20	L	101	TGL	C11-C10-CB9-CB8
26	G	103	PEK	C27-C28-C29-C30
22	C	304	CHD	C22-C23-C24-O25
20	N	608	TGL	C33-C34-C35-C36
22	B	303	CHD	C22-C23-C24-O25
22	O	302	CHD	C22-C23-C24-O25
20	N	608	TGL	CB3-CB4-CB5-CB6
20	N	608	TGL	C21-C22-C23-C24
19	C	302	PGV	C05-C04-O12-P
26	G	103	PEK	C29-C30-C31-C32
22	C	304	CHD	C22-C23-C24-O26
20	Y	101	TGL	C16-C17-C18-C19
26	P	308	PEK	C22-C23-C24-C25
22	B	303	CHD	C22-C23-C24-O26

Continued on next page...

Continued from previous page...

Mol	Chain	Res	Type	Atoms
20	L	101	TGL	C24-C25-C26-C27
25	T	103	CDL	C59-C60-C61-C62
20	L	101	TGL	C23-C24-C25-C26
14	A	602	HEA	CAA-CBA-CGA-O1A
22	J	102	CHD	C22-C23-C24-O25
22	W	101	CHD	C22-C23-C24-O25
25	P	304	CDL	C81-C82-C83-C84
25	C	303	CDL	O1-C1-CB2-OB2
14	N	601	HEA	CAD-CBD-CGD-O1D
20	D	201	TGL	CC4-CC5-CC6-CC7
25	C	303	CDL	CA7-C31-C32-C33
20	N	608	TGL	CA7-CA8-CA9-C20
22	J	102	CHD	C22-C23-C24-O26
26	T	101	PEK	O02-C1-O01-C02
23	O	303	PSC	C12-C13-C14-C15
14	A	601	HEA	CAD-CBD-CGD-O2D
14	N	601	HEA	CAD-CBD-CGD-O2D
14	N	602	HEA	CAA-CBA-CGA-O2A
25	T	103	CDL	C19-C20-C21-C22
26	P	308	PEK	C11-C10-C9-C8
26	P	308	PEK	C9-C10-C11-C12
26	T	102	PEK	C11-C12-C13-C14
20	N	608	TGL	CB2-CB3-CB4-CB5
20	L	101	TGL	CA4-CA5-CA6-CA7
25	P	304	CDL	C1-CA2-OA2-PA1
19	P	301	PGV	O01-C02-C03-O11
26	G	101	PEK	C13-C14-C15-C16
26	T	101	PEK	C35-C36-C37-C38
19	P	301	PGV	C01-C02-C03-O11
25	T	103	CDL	OA5-CA3-CA4-CA6
19	C	302	PGV	C11-C12-C13-C14
20	B	301	TGL	C16-C15-CC9-CC8
25	T	103	CDL	C80-C81-C82-C83
14	A	602	HEA	CAA-CBA-CGA-O2A
22	O	302	CHD	C22-C23-C24-O26
20	Y	101	TGL	CC1-CC2-CC3-CC4
26	G	101	PEK	C27-C28-C29-C30
14	N	602	HEA	CAD-CBD-CGD-O2D
19	P	303	PGV	C31-C32-C33-C34
25	G	102	CDL	CA7-C31-C32-C33
20	D	201	TGL	C19-C33-C34-C35
26	C	306	PEK	C13-C14-C15-C16

Continued on next page...

Continued from previous page...

Mol	Chain	Res	Type	Atoms
25	C	303	CDL	C60-C61-C62-C63
25	T	103	CDL	C24-C25-C26-C27
25	C	303	CDL	C71-CB7-OB8-CB6
19	Q	201	PGV	C28-C29-C30-C31
26	T	102	PEK	C3-C4-C5-C6
19	C	302	PGV	C13-C14-C15-C16
19	C	307	PGV	C31-C32-C33-C34
19	A	607	PGV	C26-C27-C28-C29
19	P	301	PGV	C25-C26-C27-C28
26	C	306	PEK	C33-C34-C35-C36
14	A	601	HEA	CAD-CBD-CGD-O1D
25	P	304	CDL	C21-C22-C23-C24
25	G	102	CDL	C62-C63-C64-C65
19	A	608	PGV	C9-C10-C11-C12
22	C	304	CHD	C17-C20-C22-C23
14	N	602	HEA	CAD-CBD-CGD-O1D
14	A	602	HEA	CAD-CBD-CGD-O1D
20	Y	101	TGL	CB4-CB5-CB6-CB7
19	C	307	PGV	O05-C05-C06-O06
20	Y	101	TGL	OB1-CB1-CB2-CB3
14	A	602	HEA	CAD-CBD-CGD-O2D
20	B	301	TGL	C11-C10-CB9-CB8
20	Q	202	TGL	OG3-CC1-CC2-CC3
19	C	307	PGV	C4-C5-C6-C7
20	D	201	TGL	C10-C11-C12-C13
25	T	103	CDL	C40-C41-C42-C43
25	P	304	CDL	C62-C63-C64-C65
26	T	102	PEK	O03-C21-C22-C23
20	Y	101	TGL	C21-C22-C23-C24
23	B	304	PSC	C25-C26-C27-C28
19	P	301	PGV	C11-C12-C13-C14
26	C	306	PEK	C3-C4-C5-C6
20	Y	101	TGL	C17-C18-C19-C33
14	N	602	HEA	CAA-CBA-CGA-O1A
25	P	304	CDL	C71-C72-C73-C74
20	N	608	TGL	CB1-CB2-CB3-CB4
19	C	302	PGV	C28-C29-C30-C31
19	A	607	PGV	O03-C19-C20-C21
26	C	306	PEK	O01-C1-C2-C3
19	A	607	PGV	C11-C12-C13-C14
19	A	607	PGV	C11-C10-C9-C8
20	Y	101	TGL	C12-C13-C14-C29

Continued on next page...

Continued from previous page...

Mol	Chain	Res	Type	Atoms
22	P	305	CHD	C22-C23-C24-O25
26	T	101	PEK	O01-C1-C2-C3
20	L	101	TGL	CA6-CA7-CA8-CA9
22	C	305	CHD	C22-C23-C24-O25
25	G	102	CDL	C61-C62-C63-C64
26	P	308	PEK	C29-C30-C31-C32
22	P	307	CHD	C22-C23-C24-O25
22	P	307	CHD	C22-C23-C24-O26
20	Q	202	TGL	CC4-CC5-CC6-CC7
20	Y	101	TGL	C29-C30-C31-C32
20	B	301	TGL	OG1-CA1-CA2-CA3
19	Q	201	PGV	C20-C21-C22-C23
22	W	101	CHD	C22-C23-C24-O26
20	B	301	TGL	OG3-CC1-CC2-CC3
20	Q	202	TGL	CB6-CB7-CB8-CB9
19	P	301	PGV	O05-C05-C06-O06
26	T	102	PEK	C26-C27-C28-C29
14	N	601	HEA	CAA-CBA-CGA-O2A
22	C	305	CHD	C22-C23-C24-O26
22	P	305	CHD	C22-C23-C24-O26
20	L	101	TGL	CC9-C15-C16-C17
25	C	303	CDL	C21-C22-C23-C24
19	N	607	PGV	C12-C13-C14-C15
26	T	102	PEK	O04-C21-C22-C23
26	T	101	PEK	C23-C24-C25-C26
26	C	306	PEK	O02-C1-C2-C3
25	C	303	CDL	C62-C63-C64-C65
19	N	607	PGV	C11-C12-C13-C14
20	B	301	TGL	OA1-CA1-CA2-CA3
20	Q	202	TGL	OC1-CC1-CC2-CC3
25	C	303	CDL	C74-C75-C76-C77
20	L	101	TGL	OG1-CG1-CG2-CG3
20	N	608	TGL	CG1-CG2-CG3-OG3
19	N	607	PGV	O03-C19-C20-C21
19	A	607	PGV	C27-C28-C29-C30
25	P	304	CDL	C82-C83-C84-C85
19	C	307	PGV	C03-O11-P-O14
25	G	102	CDL	CA3-OA5-PA1-OA3
25	T	103	CDL	CA3-OA5-PA1-OA3
26	C	306	PEK	C03-O11-P-O13
26	G	103	PEK	C03-O11-P-O13
26	T	102	PEK	C03-O11-P-O14

Continued on next page...

Continued from previous page...

Mol	Chain	Res	Type	Atoms
20	N	608	TGL	C18-C19-C33-C34
25	G	102	CDL	C18-C19-C20-C21
26	T	101	PEK	O12-C04-C05-N
25	C	303	CDL	C59-C60-C61-C62
20	L	101	TGL	OG2-CB1-CB2-CB3
25	C	303	CDL	C11-C12-C13-C14
23	B	304	PSC	C12-C13-C14-C15
19	A	608	PGV	C24-C25-C26-C27
20	Q	202	TGL	CC6-CC7-CC8-CC9
20	N	608	TGL	CA6-CA7-CA8-CA9
14	A	601	HEA	CAA-CBA-CGA-O2A
19	N	607	PGV	C24-C25-C26-C27
26	C	306	PEK	C27-C28-C29-C30
26	T	102	PEK	C21-C22-C23-C24
20	B	301	TGL	OC1-CC1-CC2-CC3
26	T	101	PEK	O02-C1-C2-C3
28	J	101	DMU	C22-C25-C28-C31
26	T	101	PEK	C3-C4-C5-C6

There are no ring outliers.

40 monomers are involved in 372 short contacts:

Mol	Chain	Res	Type	Clashes	Symm-Clashes
20	N	608	TGL	6	0
19	A	608	PGV	7	0
22	P	305	CHD	6	0
22	C	304	CHD	2	0
14	A	602	HEA	1	0
20	Q	202	TGL	15	0
20	Y	101	TGL	23	0
28	J	101	DMU	5	0
19	N	607	PGV	1	0
23	B	304	PSC	13	0
25	C	303	CDL	26	0
22	C	305	CHD	1	0
25	P	304	CDL	24	0
26	C	306	PEK	13	0
20	L	101	TGL	19	0
19	P	301	PGV	3	0
19	Q	201	PGV	11	0
14	N	602	HEA	1	0
26	T	102	PEK	10	0

Continued on next page...

Continued from previous page...

Mol	Chain	Res	Type	Clashes	Symm-Clashes
14	N	601	HEA	10	0
14	A	601	HEA	9	0
18	A	606	PER	1	0
19	P	303	PGV	6	0
20	D	201	TGL	21	0
28	P	306	DMU	10	0
23	O	303	PSC	19	0
19	A	607	PGV	4	0
19	C	307	PGV	1	0
26	G	103	PEK	9	0
22	P	307	CHD	1	0
26	G	101	PEK	7	0
19	C	302	PGV	7	0
20	B	301	TGL	3	0
22	J	102	CHD	6	0
25	G	102	CDL	37	0
25	T	103	CDL	28	0
26	P	308	PEK	16	0
26	T	101	PEK	8	0
22	W	101	CHD	6	0
18	N	606	PER	1	0

The following is a two-dimensional graphical depiction of Mogul quality analysis of bond lengths, bond angles, torsion angles, and ring geometry for all instances of the Ligand of Interest. In addition, ligands with molecular weight > 250 and outliers as shown on the validation Tables will also be included. For torsion angles, if less then 5% of the Mogul distribution of torsion angles is within 10 degrees of the torsion angle in question, then that torsion angle is considered an outlier. Any bond that is central to one or more torsion angles identified as an outlier by Mogul will be highlighted in the graph. For rings, the root-mean-square deviation (RMSD) between the ring in question and similar rings identified by Mogul is calculated over all ring torsion angles. If the average RMSD is greater than 60 degrees and the minimal RMSD between the ring in question and any Mogul-identified rings is also greater than 60 degrees, then that ring is considered an outlier. The outliers are highlighted in purple. The color gray indicates Mogul did not find sufficient equivalents in the CSD to analyse the geometry.

Ligand TGL N 608

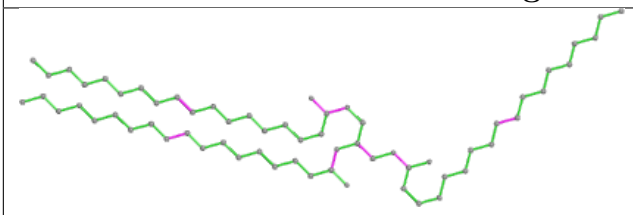

Bond lengths

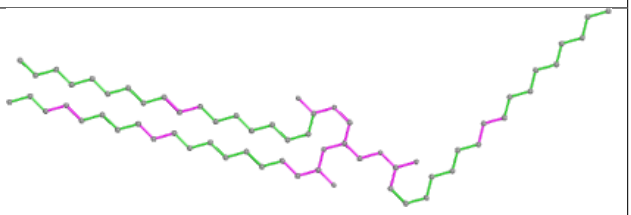

Bond angles

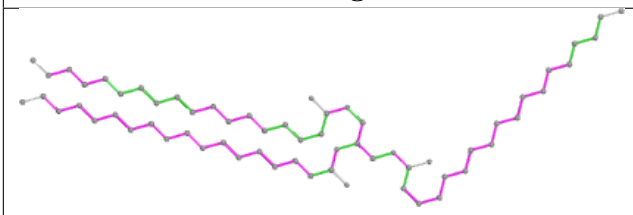

Torsions

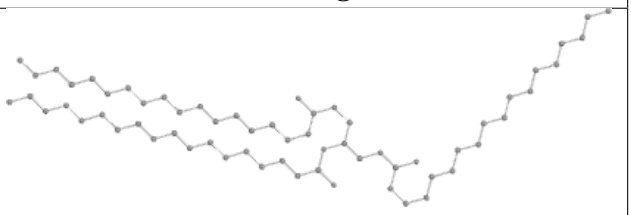

Rings

Ligand PGV A 608

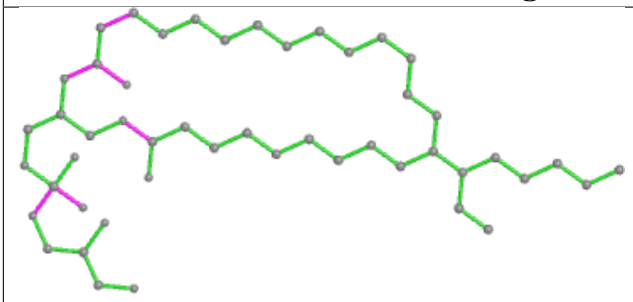

Bond lengths

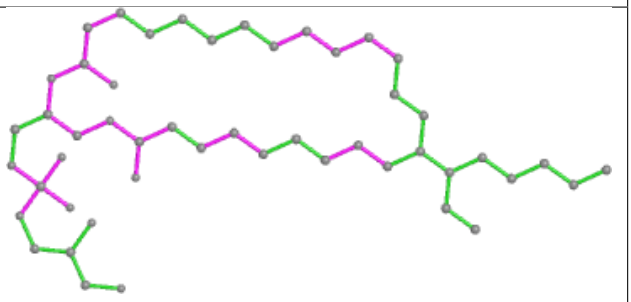

Bond angles

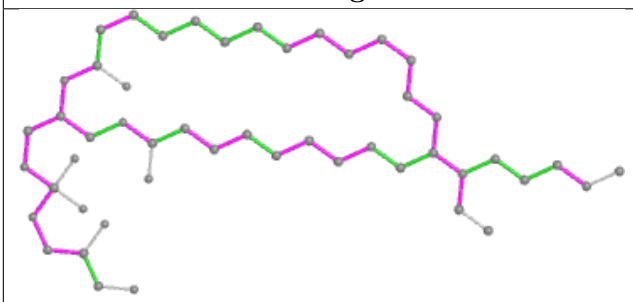

Torsions

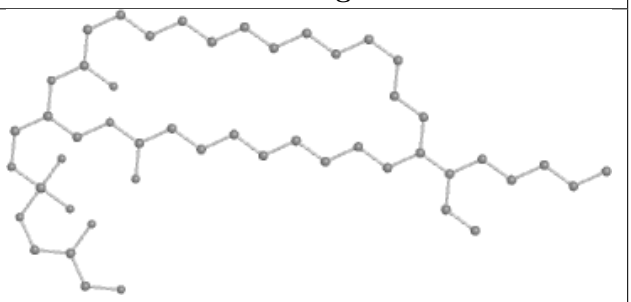

Rings

Ligand CHD P 305	
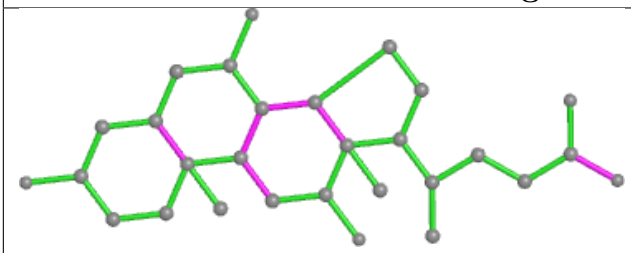 Bond lengths	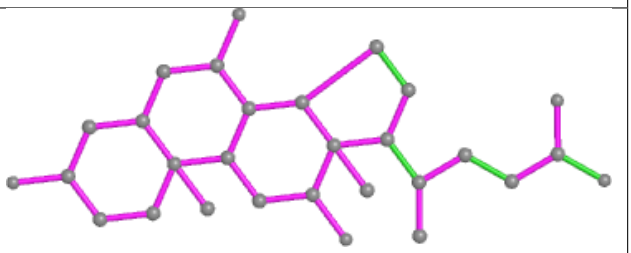 Bond angles
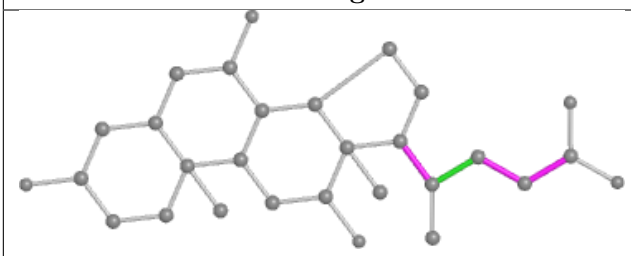 Torsions	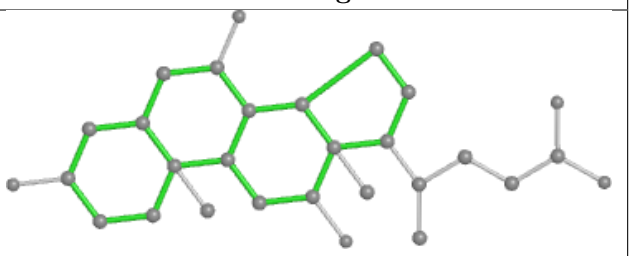 Rings

Ligand CHD C 304	
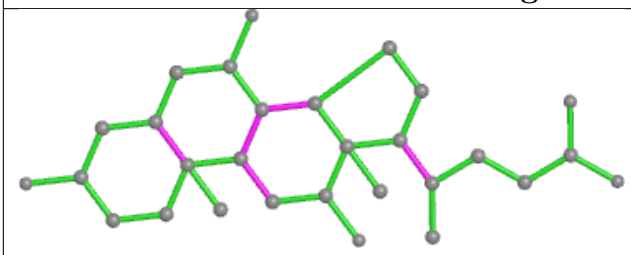 Bond lengths	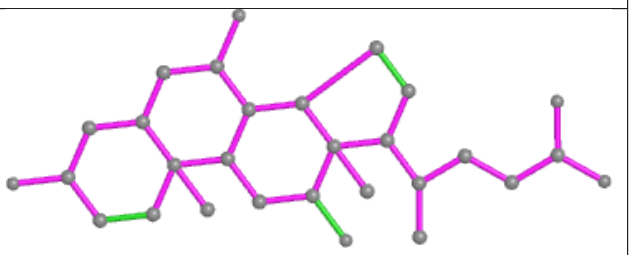 Bond angles
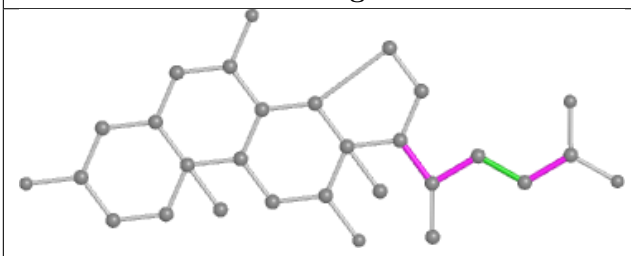 Torsions	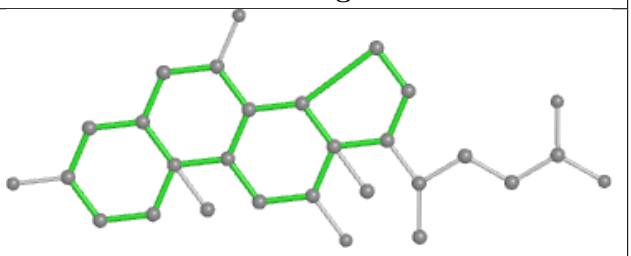 Rings

Ligand HEA A 602

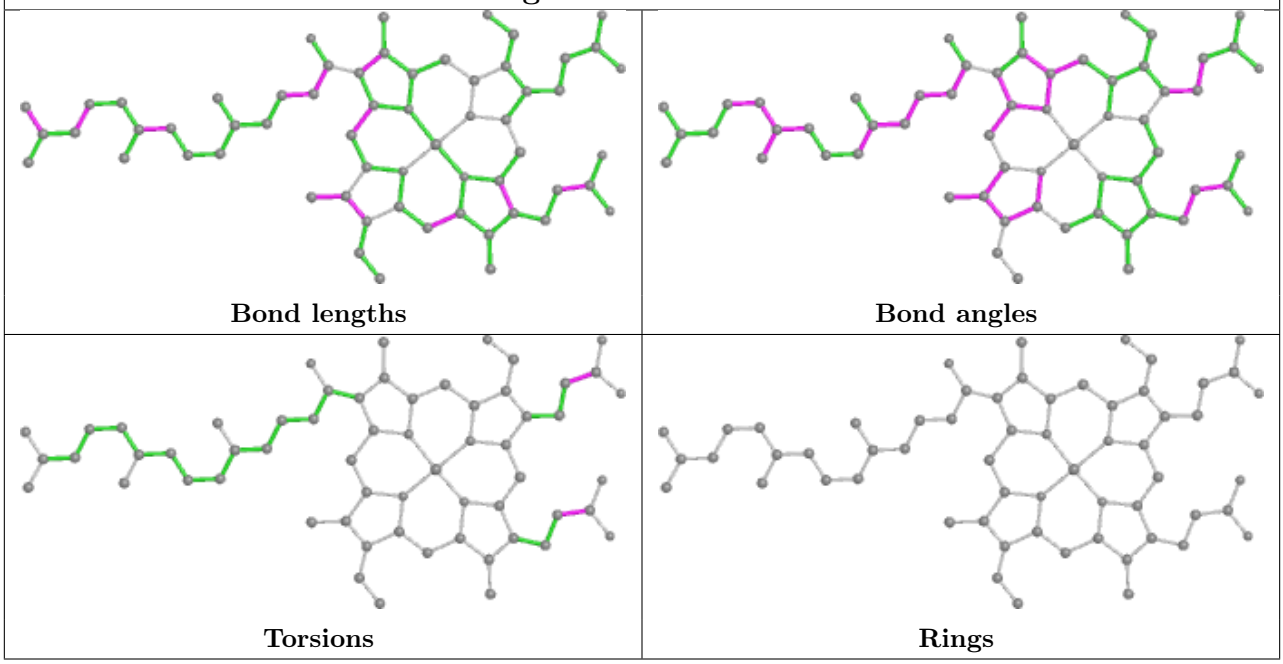

Ligand TGL Q 202

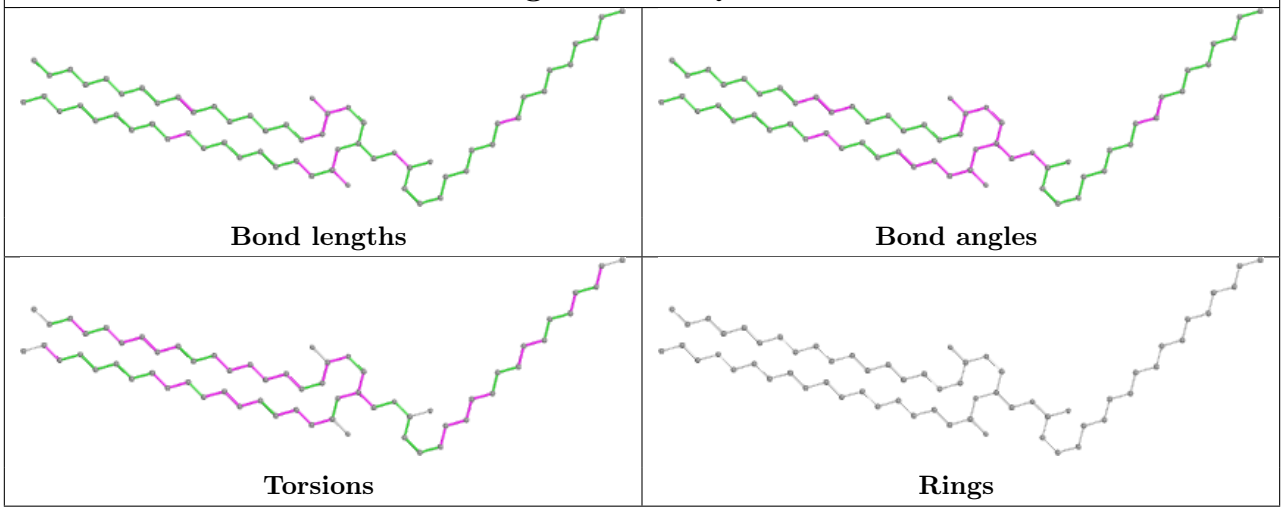

Ligand TGL Y 101

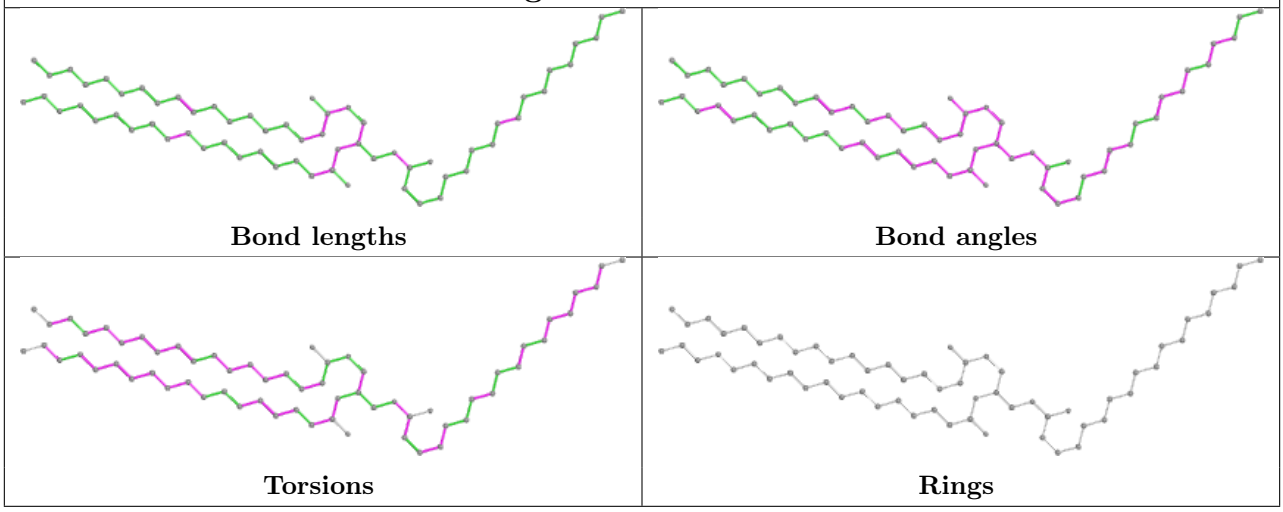

Ligand DMU J 101

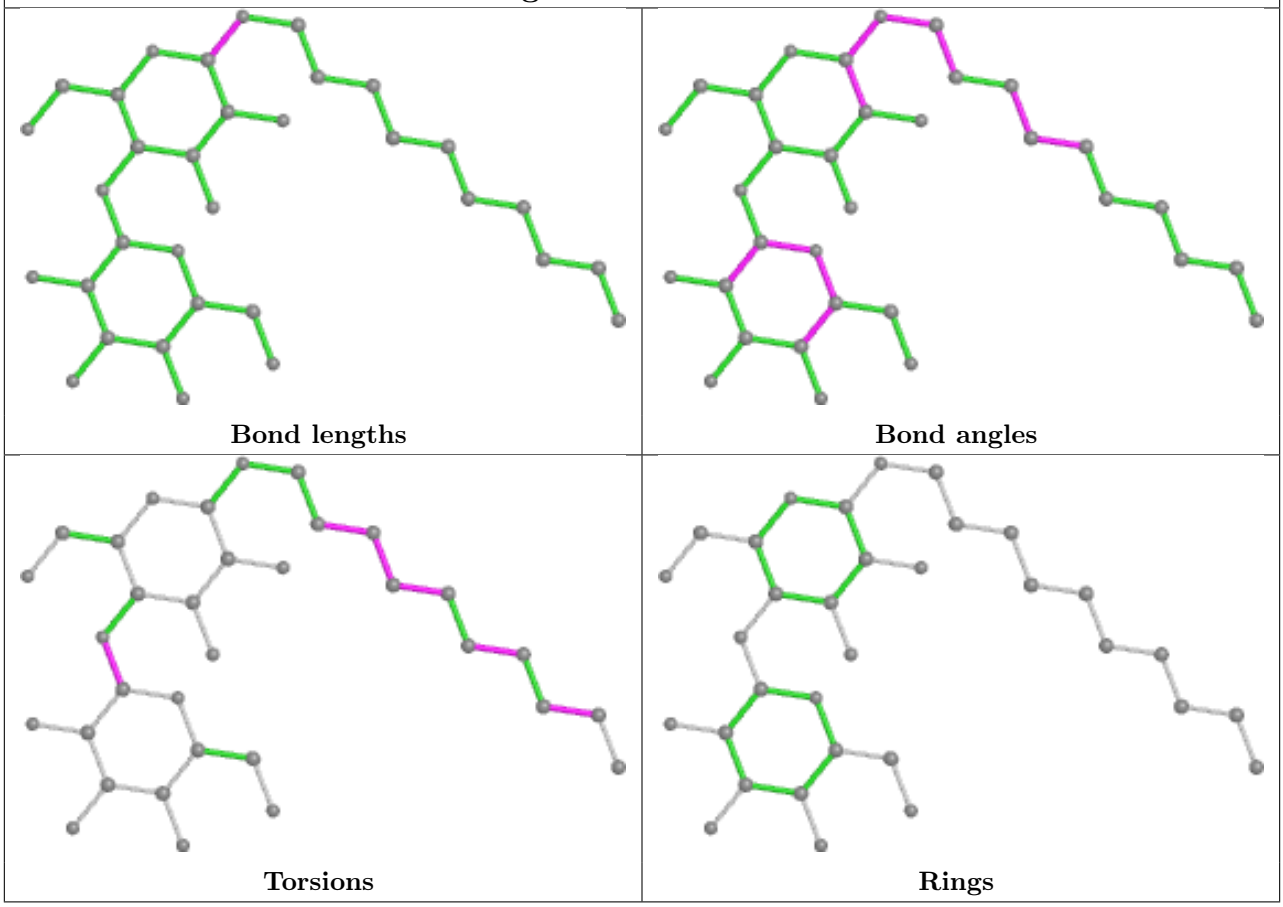

Ligand PGV N 607

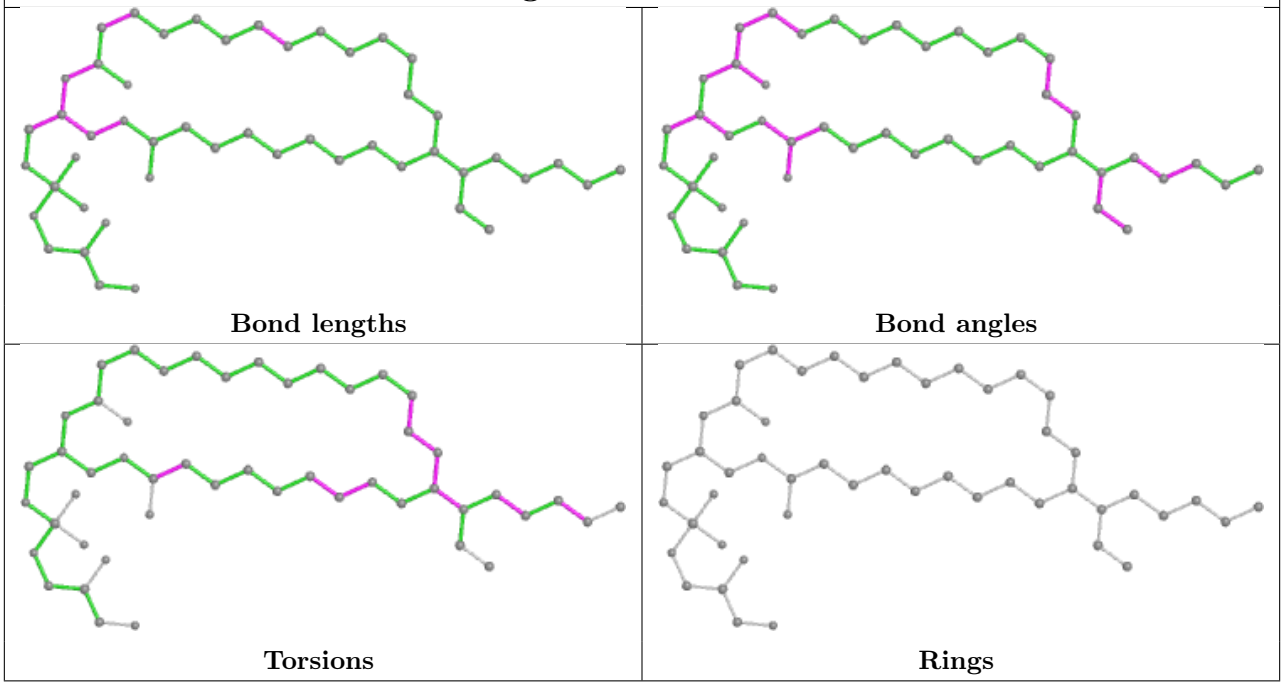

Ligand PSC B 304

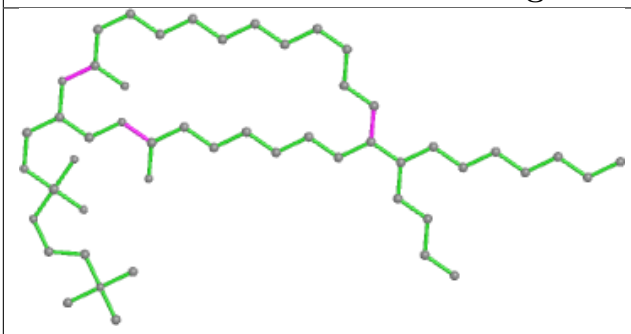

Bond lengths

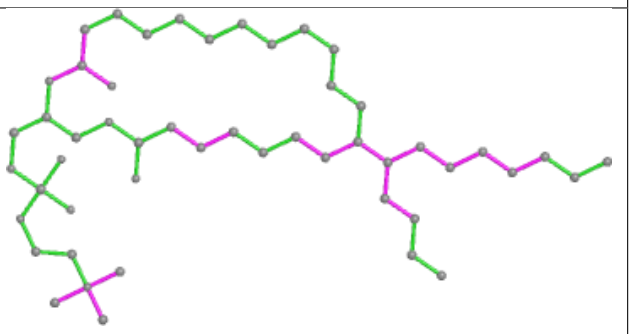

Bond angles

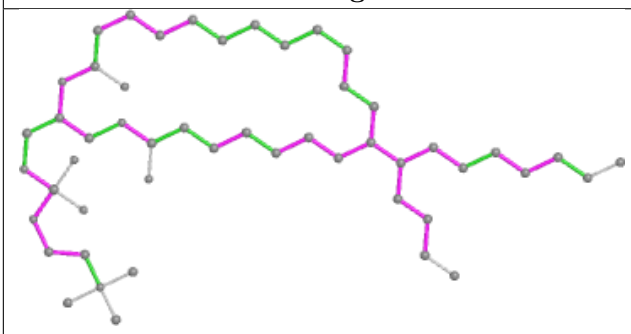

Torsions

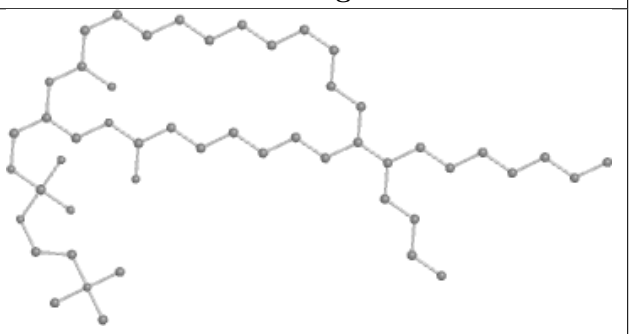

Rings

Ligand CDL C 303

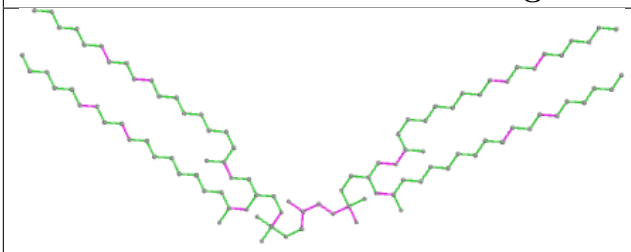

Bond lengths

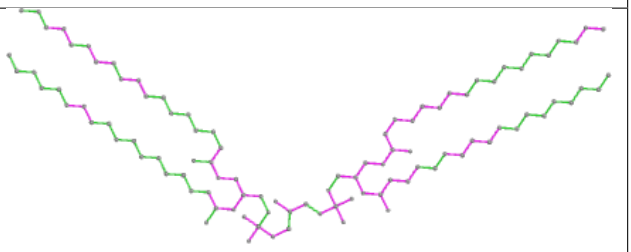

Bond angles

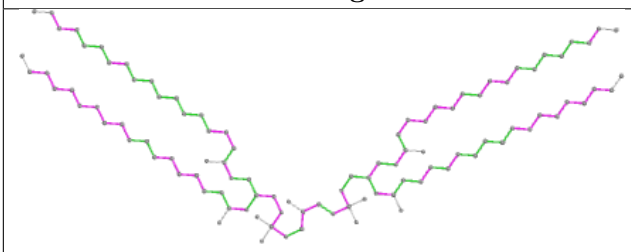

Torsions

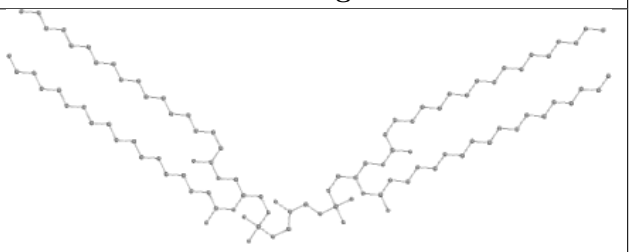

Rings

Ligand DMU M 101

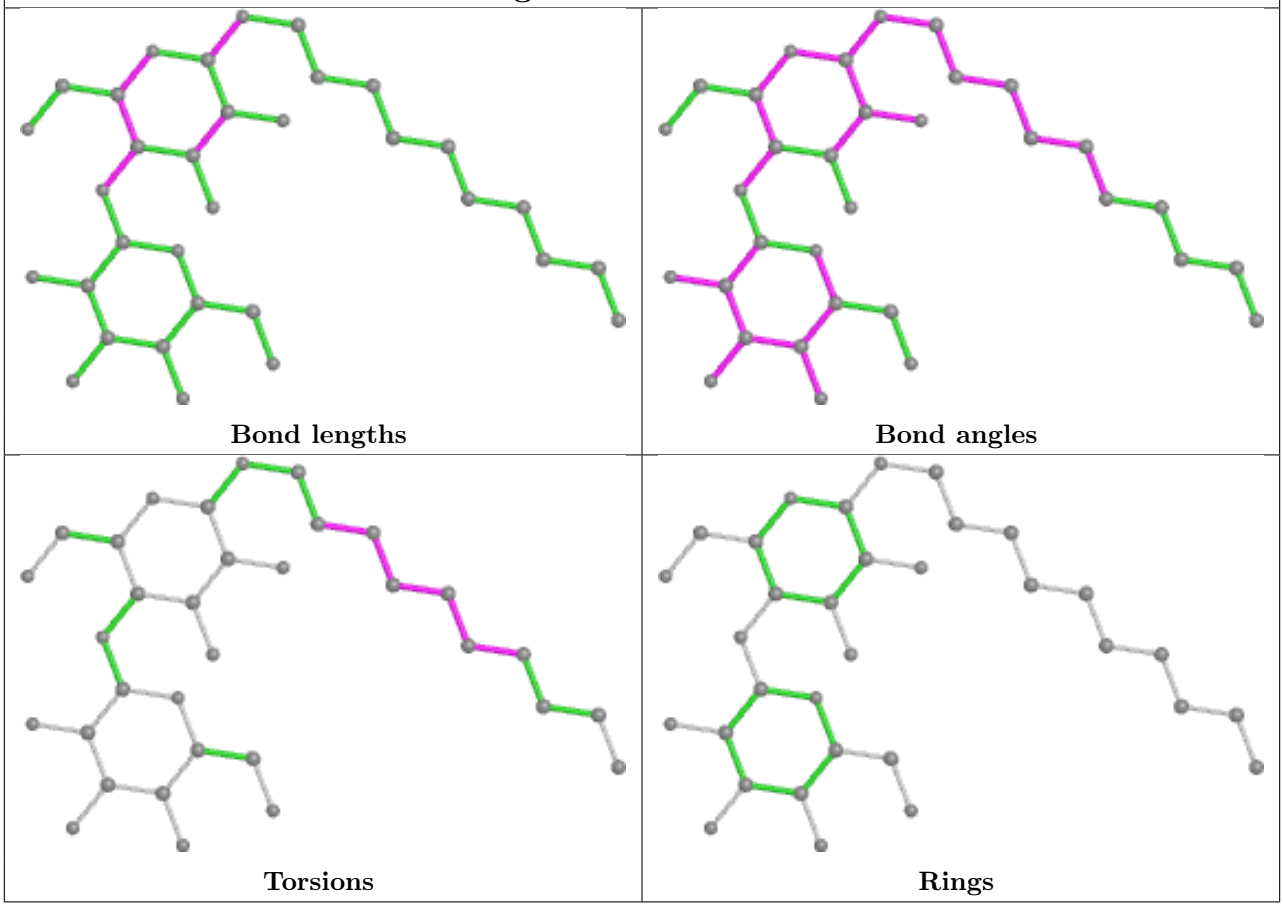

Ligand CHD C 305

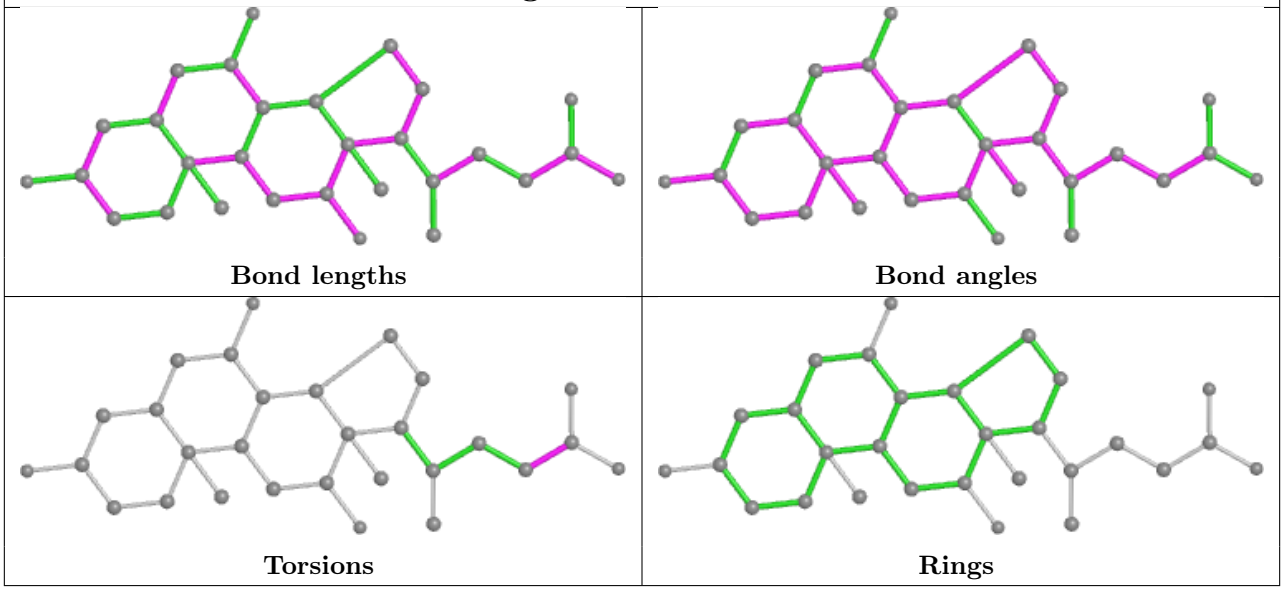

Ligand CDL P 304

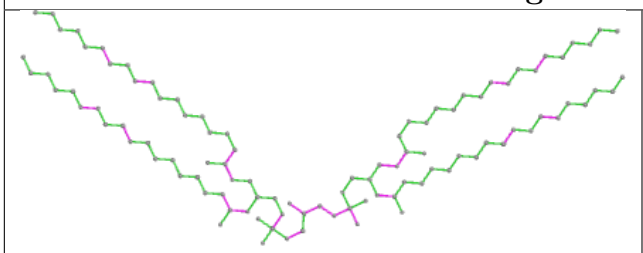

Bond lengths

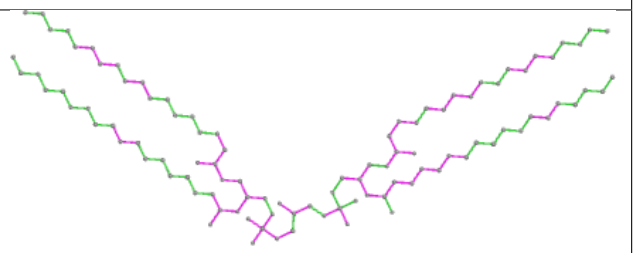

Bond angles

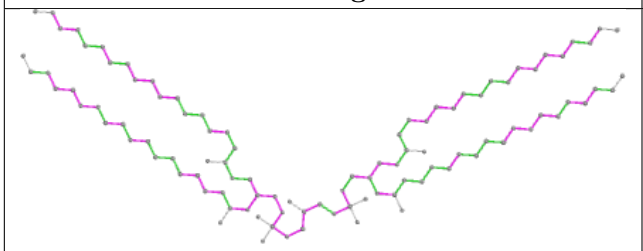

Torsions

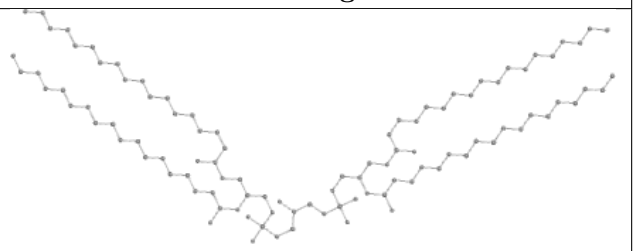

Rings

Ligand PEK C 306

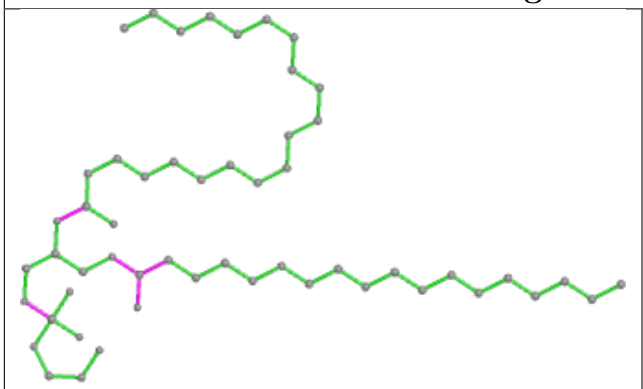

Bond lengths

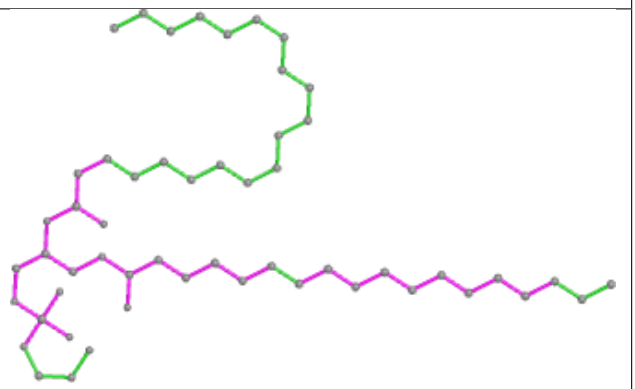

Bond angles

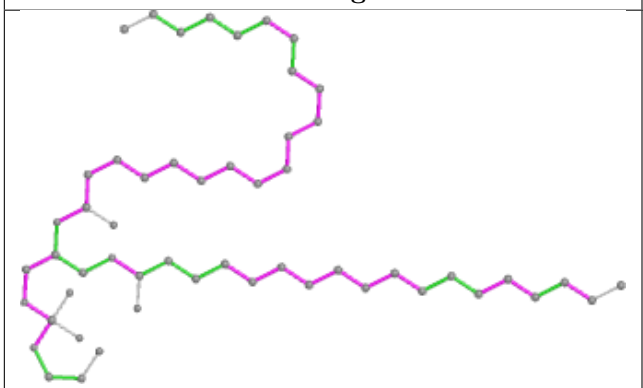

Torsions

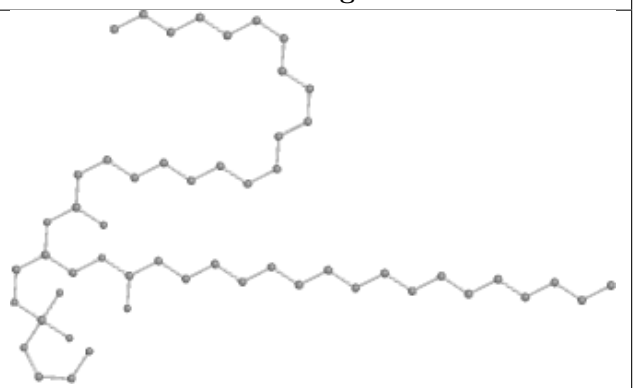

Rings

Ligand TGL L 101

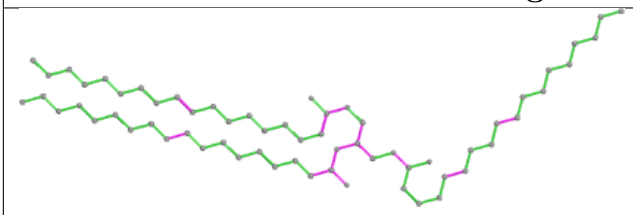

Bond lengths

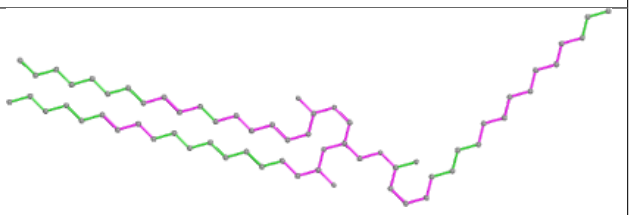

Bond angles

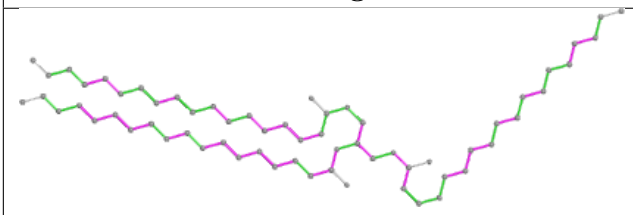

Torsions

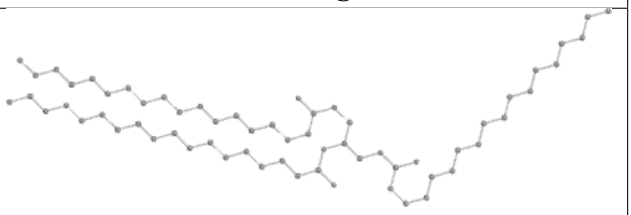

Rings

Ligand PGV P 301

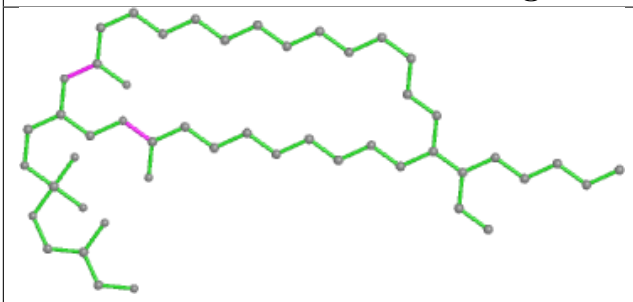

Bond lengths

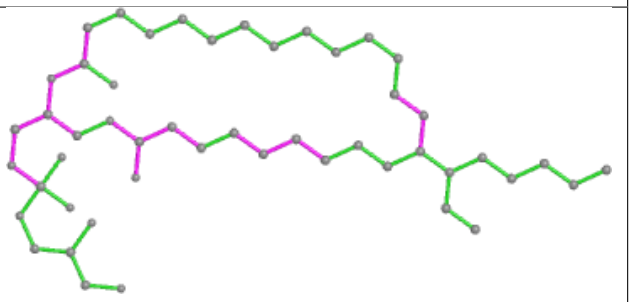

Bond angles

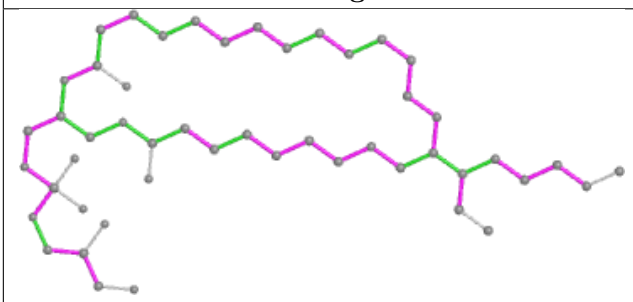

Torsions

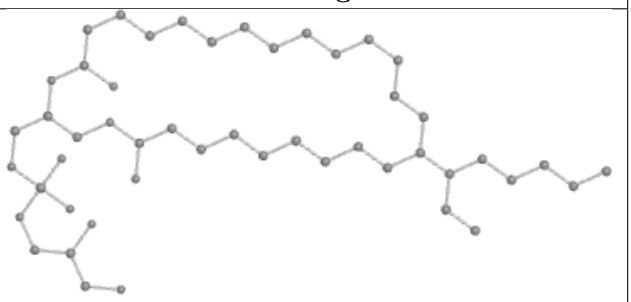

Rings

Ligand PGV Q 201

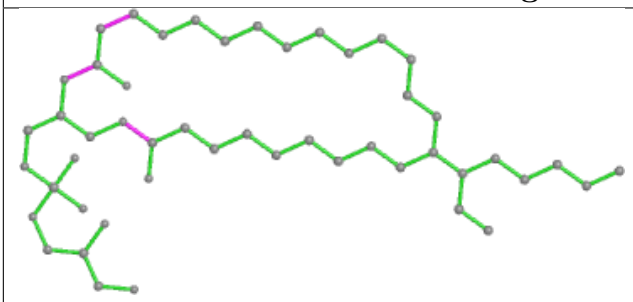

Bond lengths

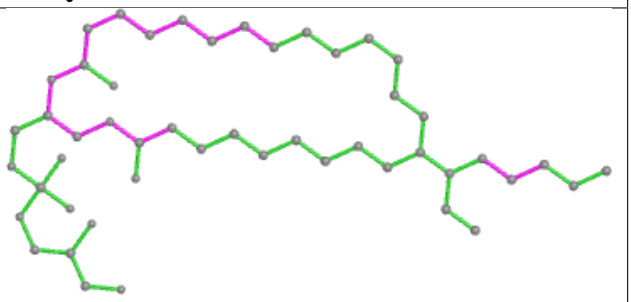

Bond angles

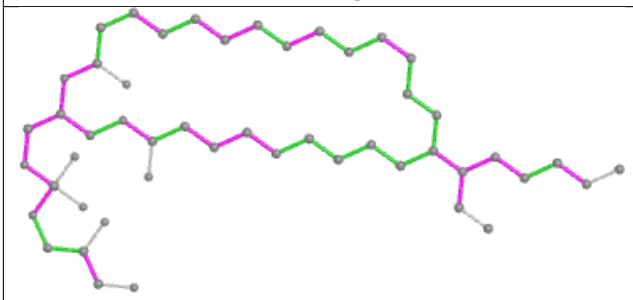

Torsions

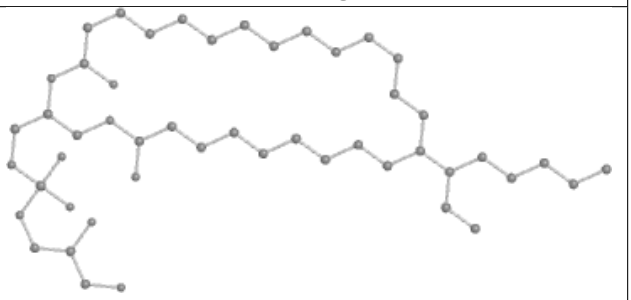

Rings

Ligand HEA N 602

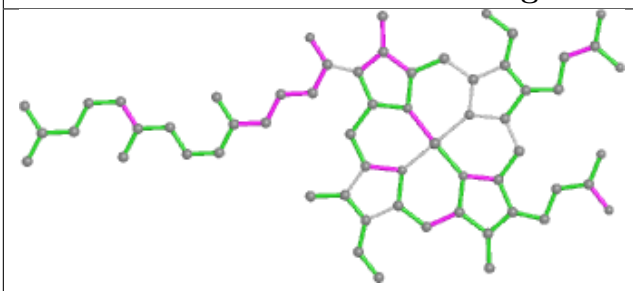

Bond lengths

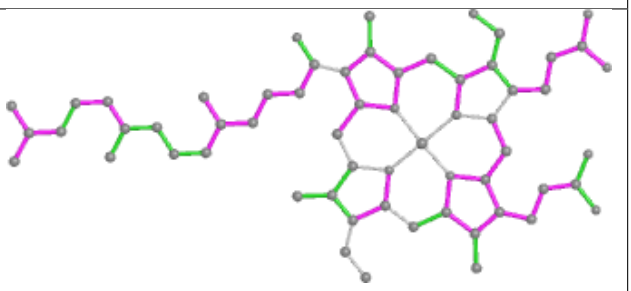

Bond angles

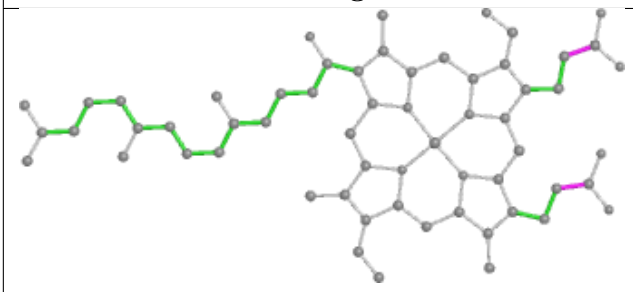

Torsions

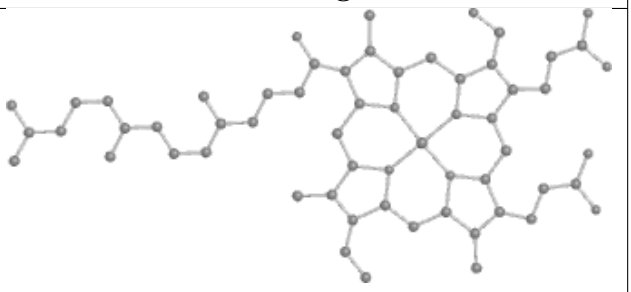

Rings

Ligand PEK T 102

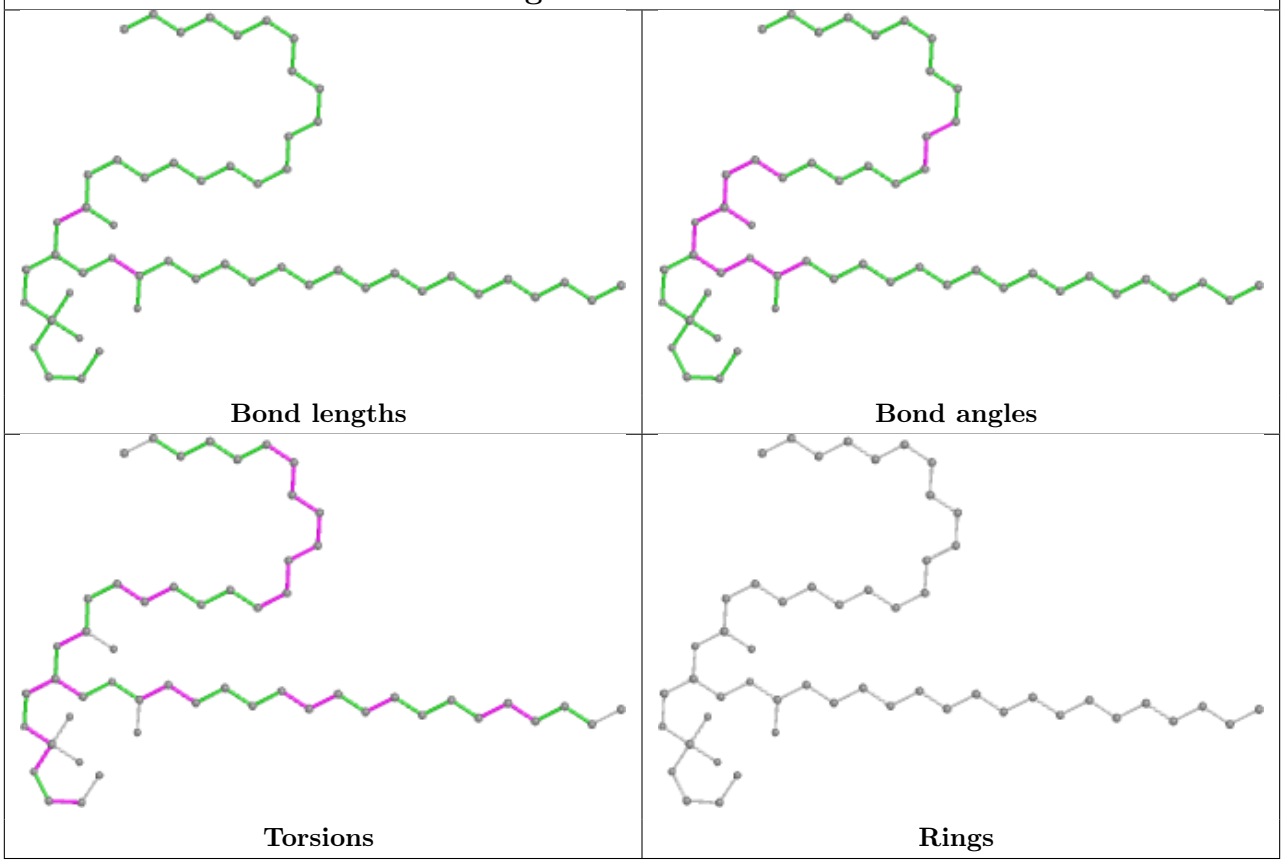

Ligand HEA N 601

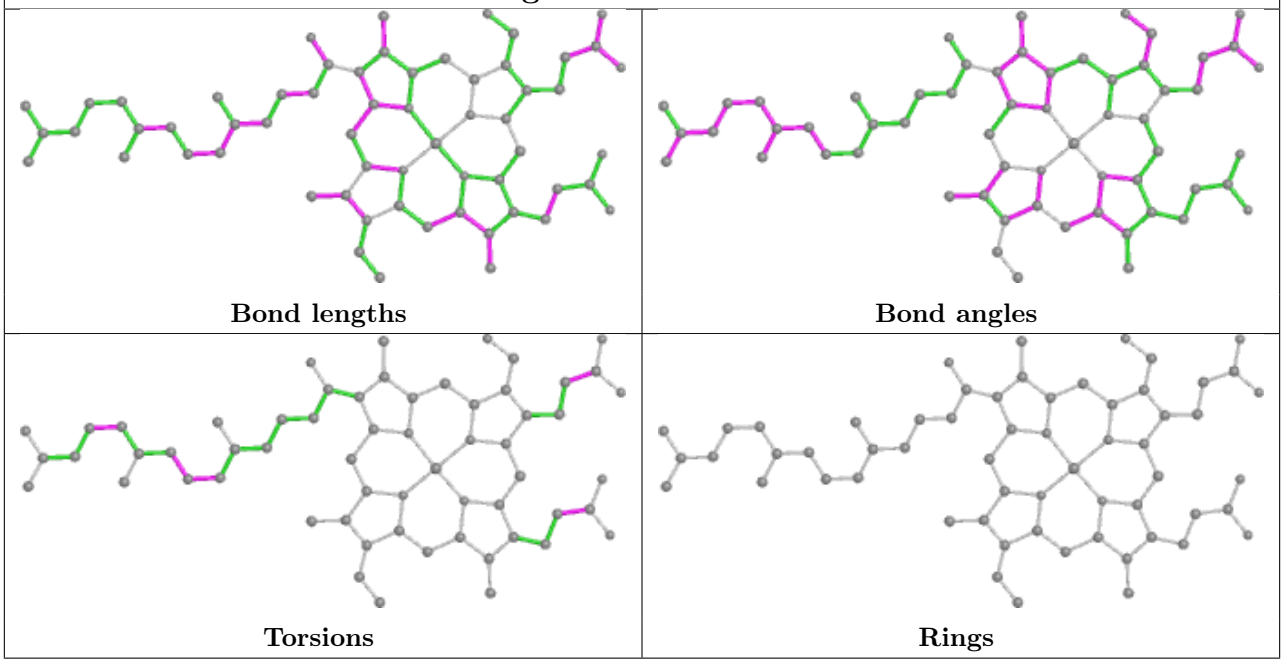

Ligand HEA A 601	
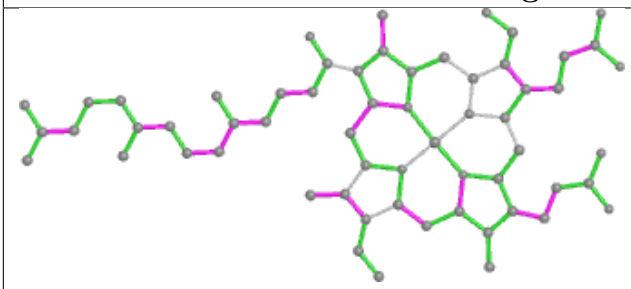 Bond lengths	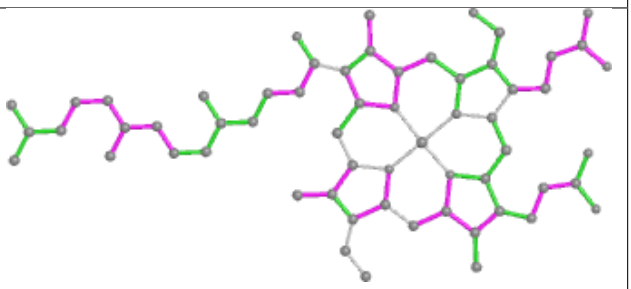 Bond angles
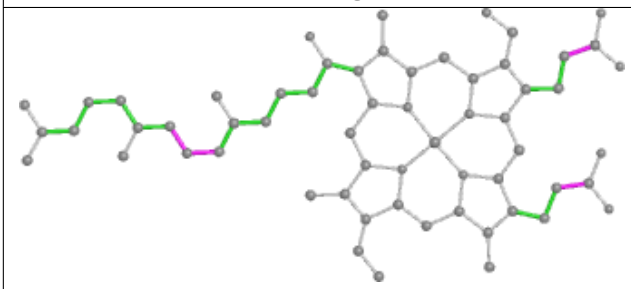 Torsions	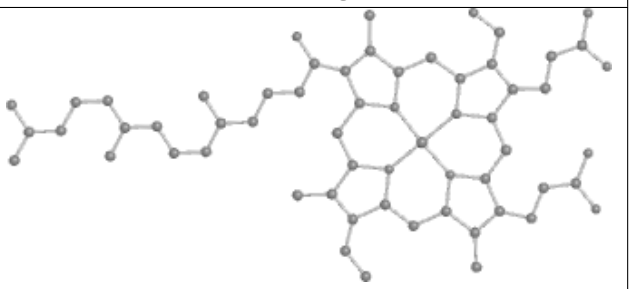 Rings

Ligand CHD O 302	
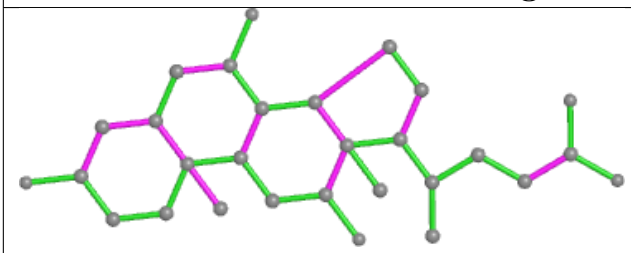 Bond lengths	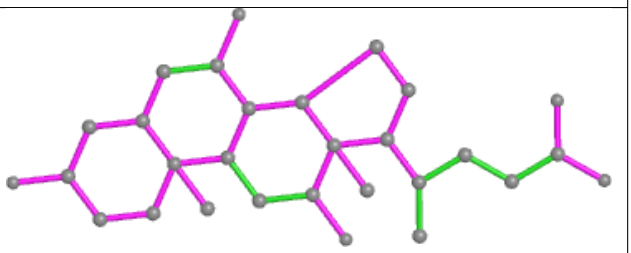 Bond angles
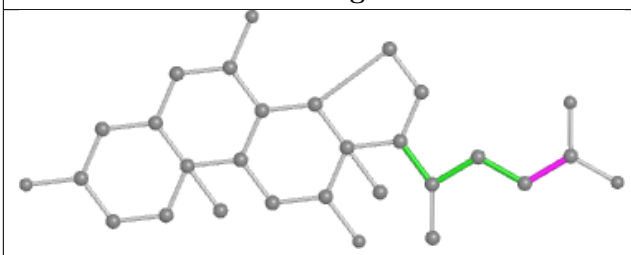 Torsions	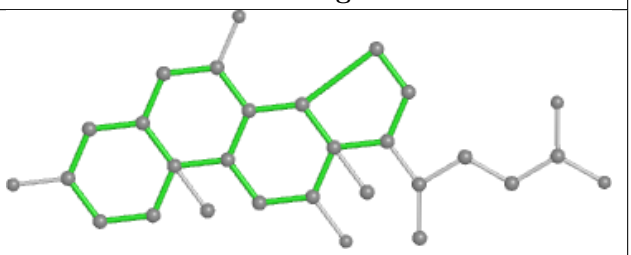 Rings

Ligand CHD B 303

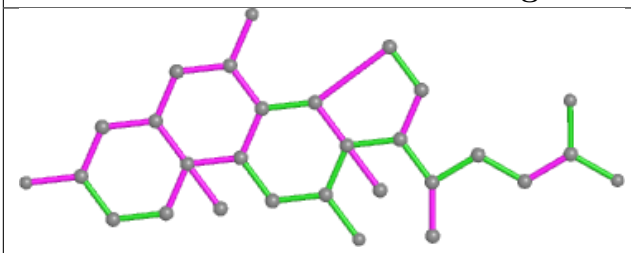

Bond lengths

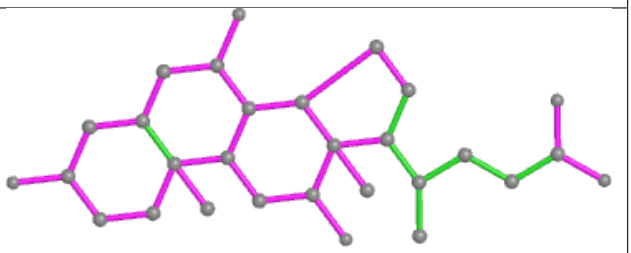

Bond angles

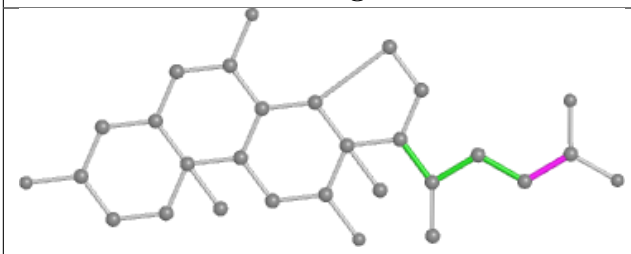

Torsions

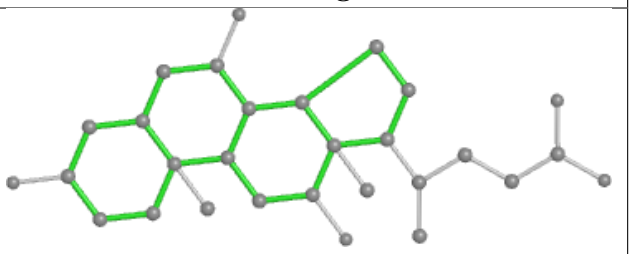

Rings

Ligand PGV P 303

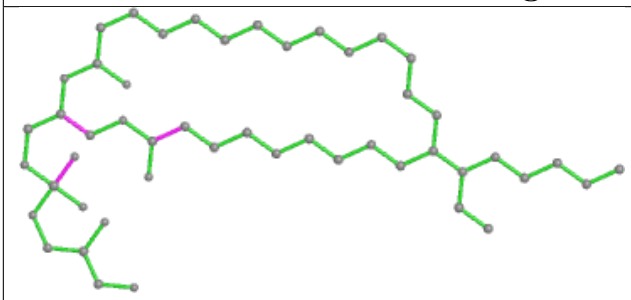

Bond lengths

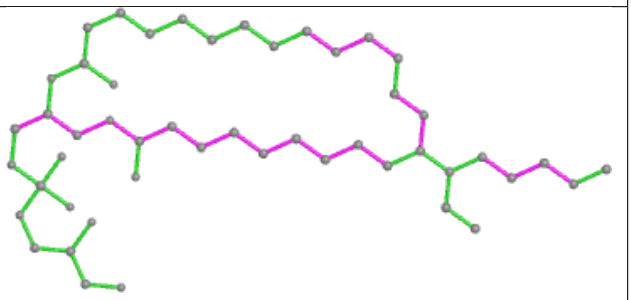

Bond angles

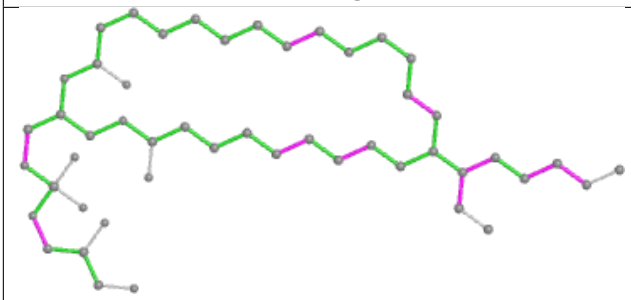

Torsions

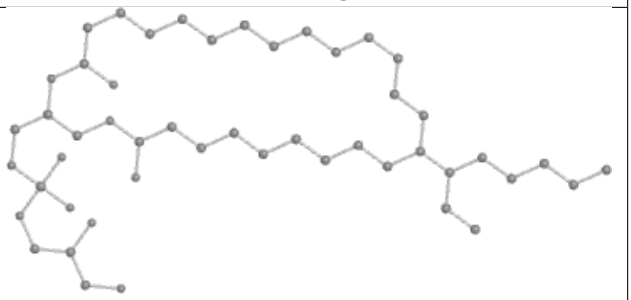

Rings

Ligand TGL D 201

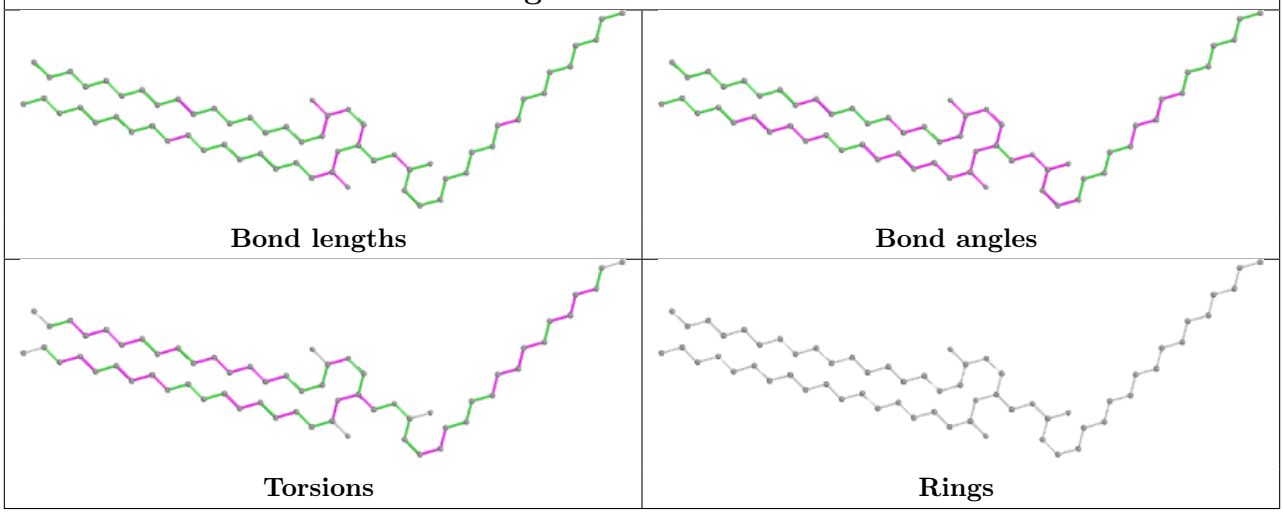

Ligand DMU P 306

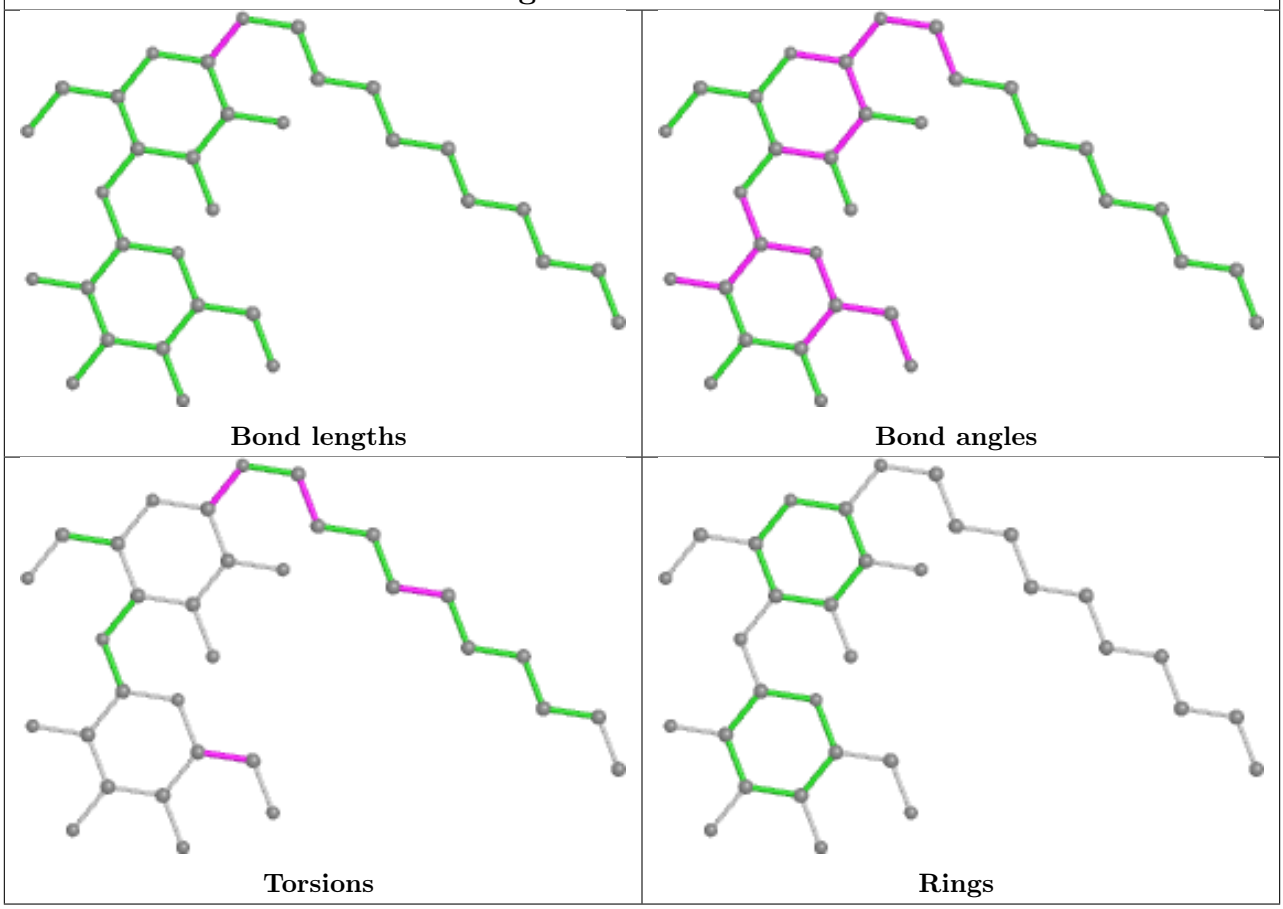

Ligand PSC O 303

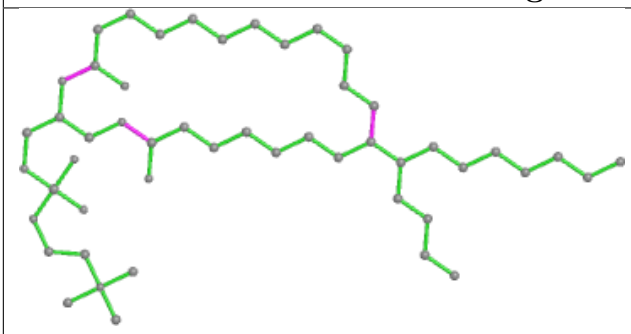

Bond lengths

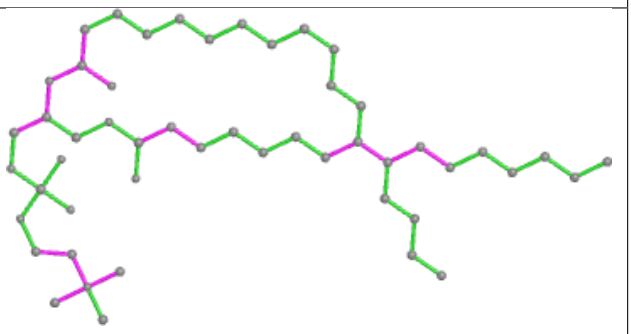

Bond angles

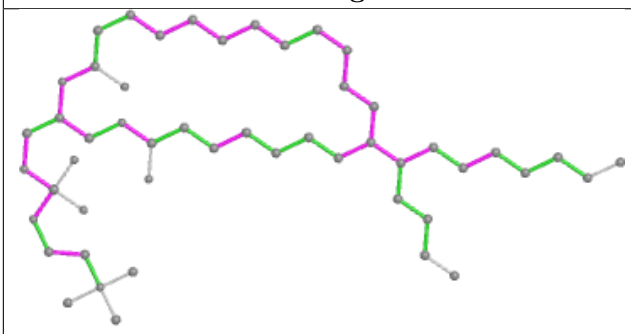

Torsions

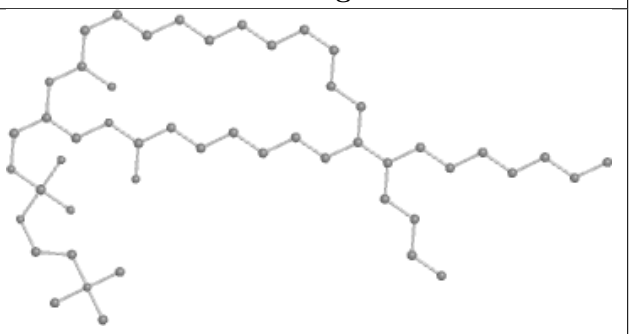

Rings

Ligand PGV A 607

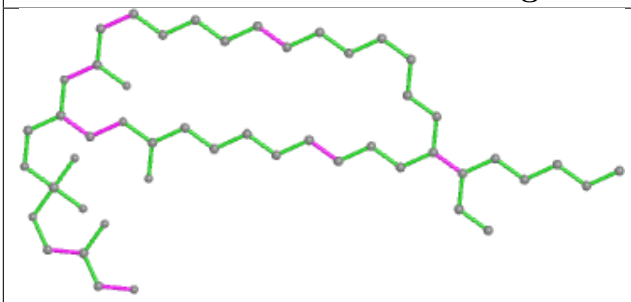

Bond lengths

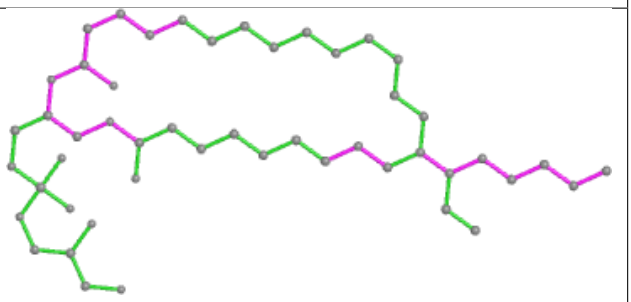

Bond angles

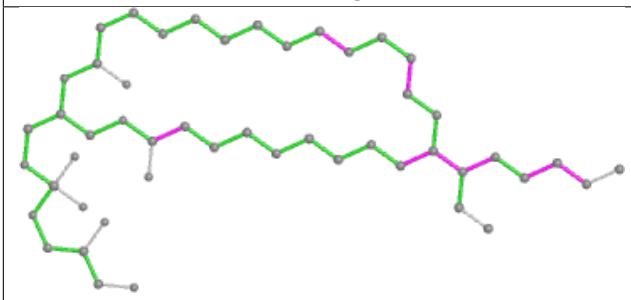

Torsions

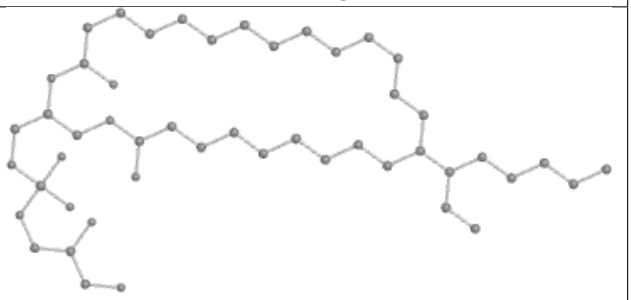

Rings

Ligand PGV C 307

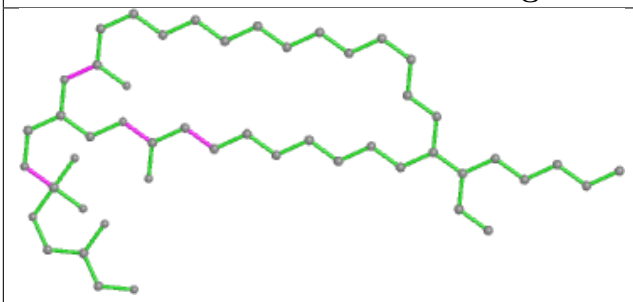

Bond lengths

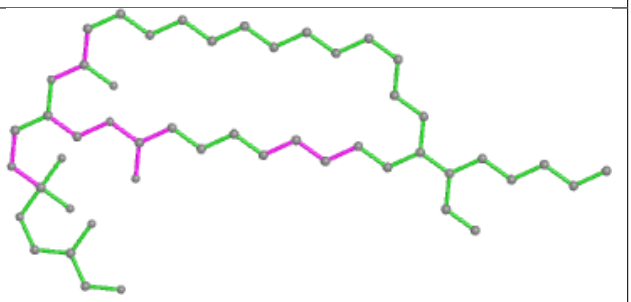

Bond angles

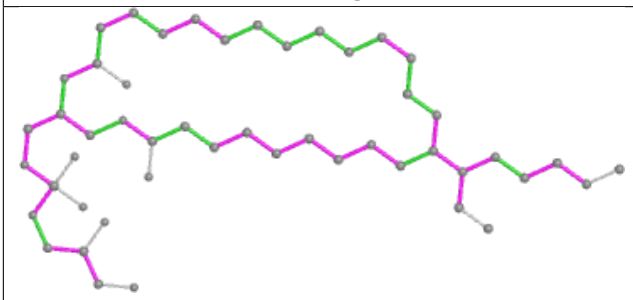

Torsions

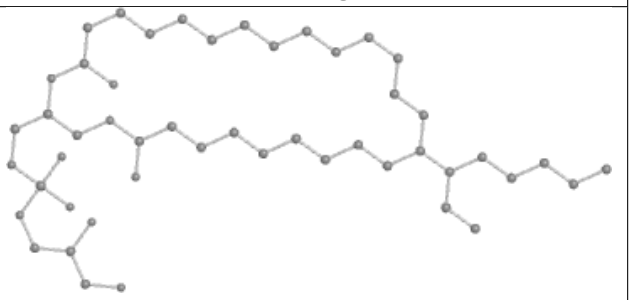

Rings

Ligand PEK G 103

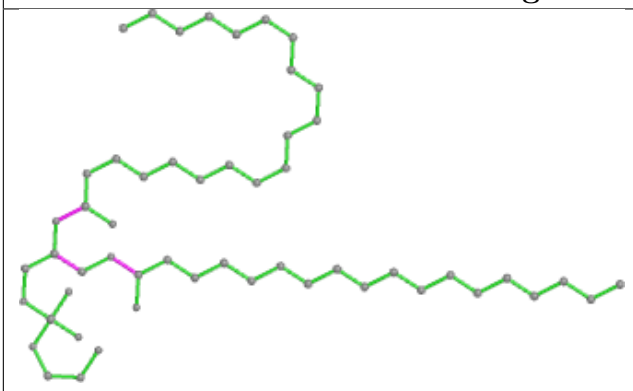

Bond lengths

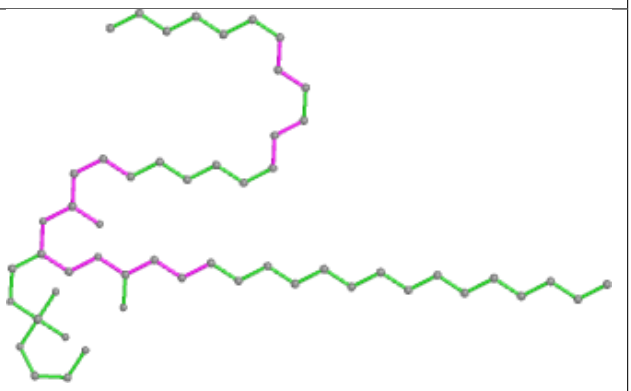

Bond angles

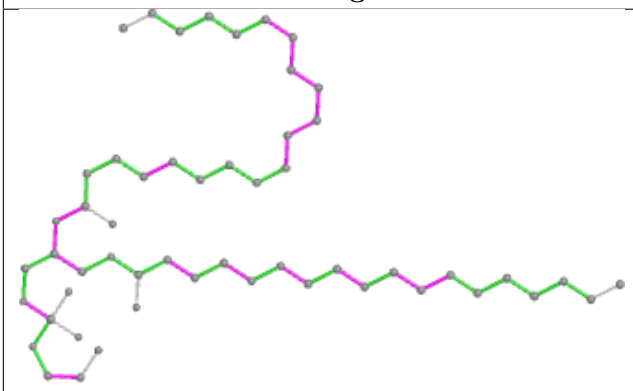

Torsions

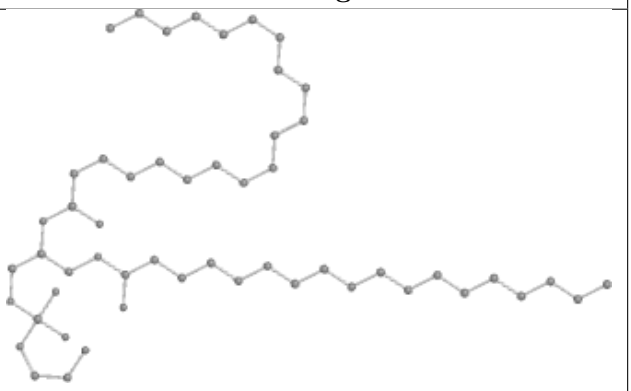

Rings

Ligand CHD P 307

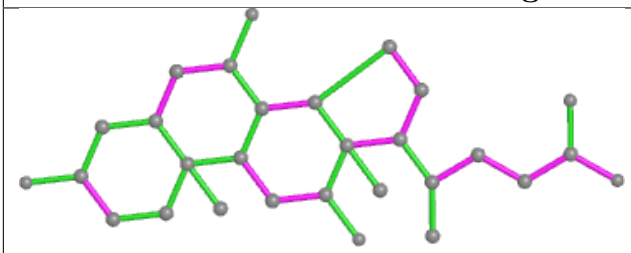

Bond lengths

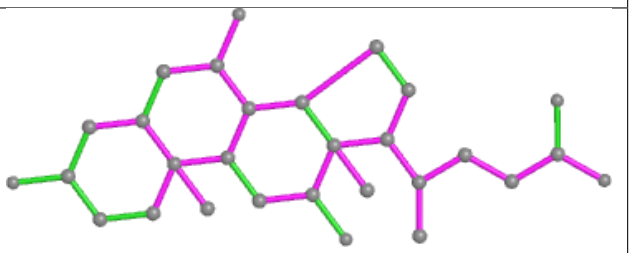

Bond angles

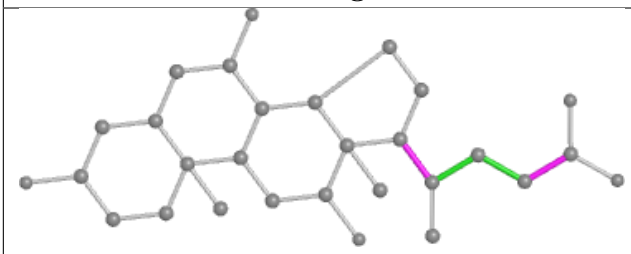

Torsions

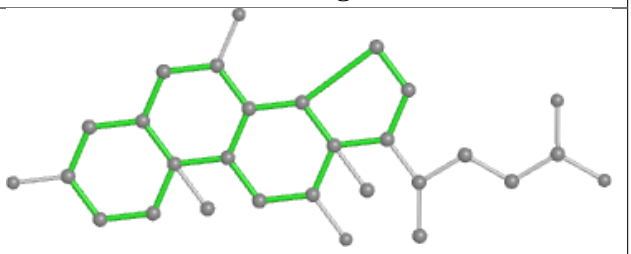

Rings

Ligand PEK G 101

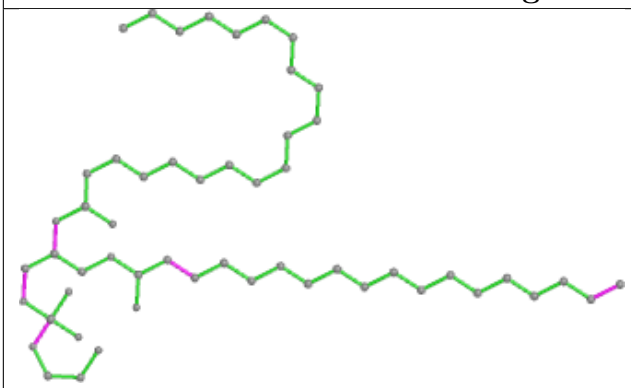

Bond lengths

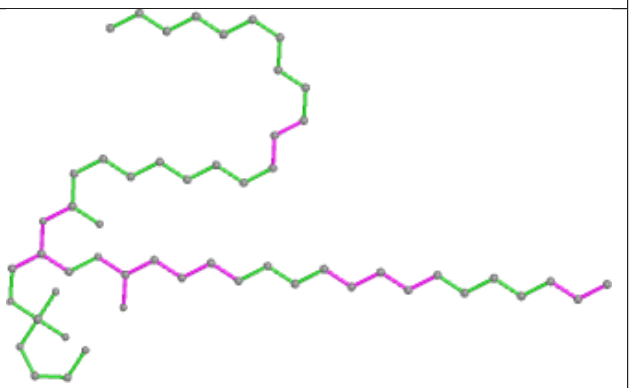

Bond angles

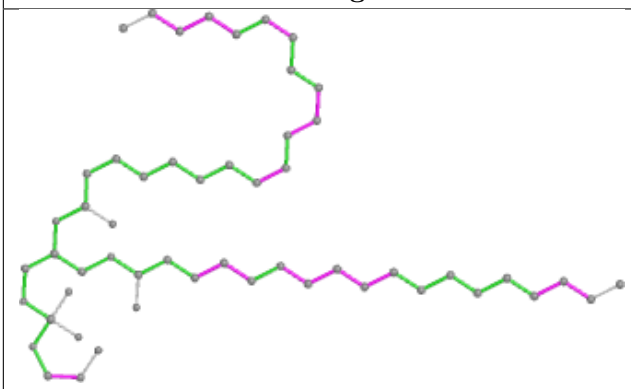

Torsions

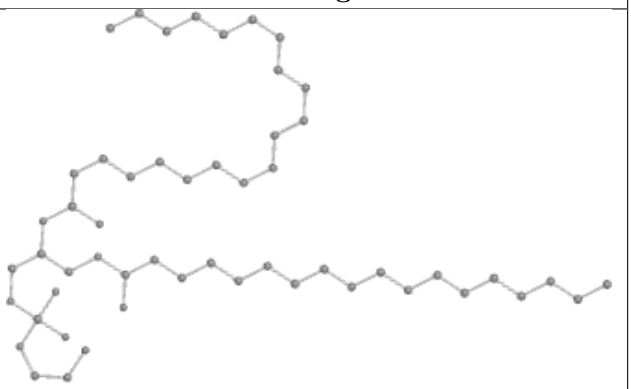

Rings

Ligand PGV C 302

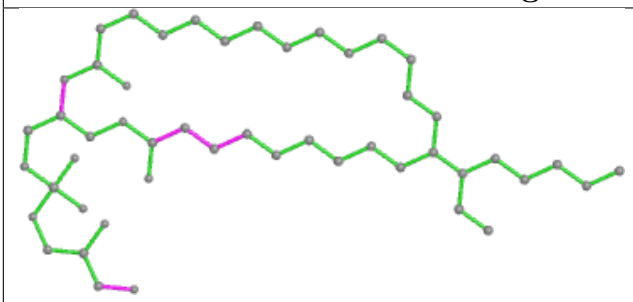

Bond lengths

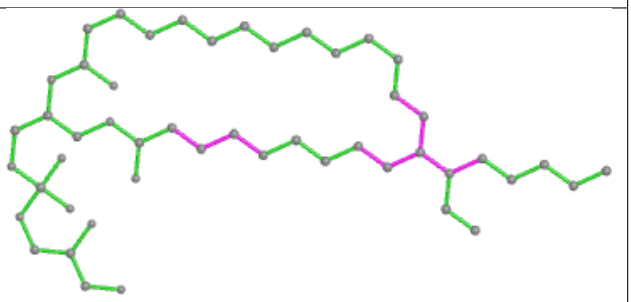

Bond angles

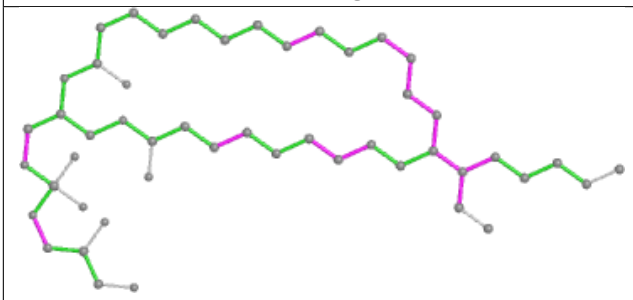

Torsions

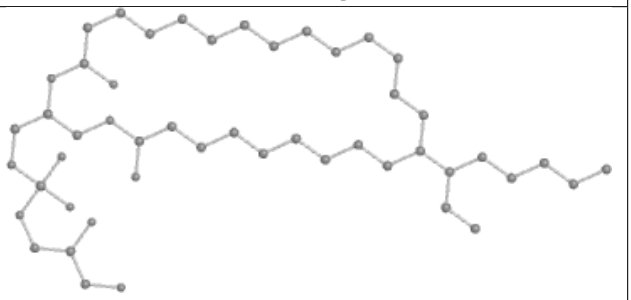

Rings

Ligand TGL B 301

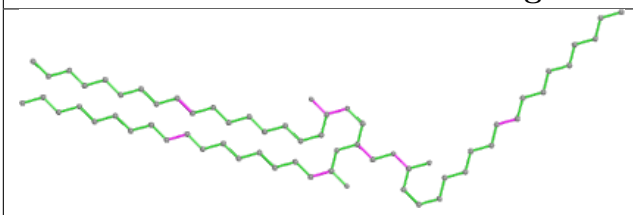

Bond lengths

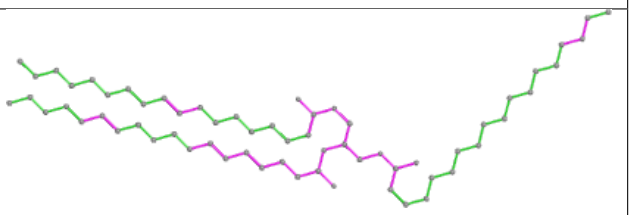

Bond angles

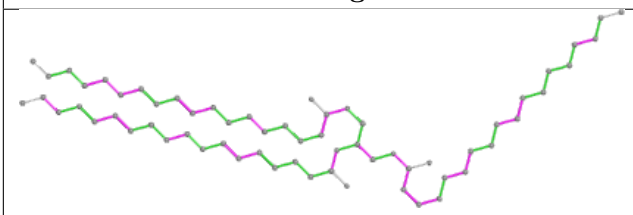

Torsions

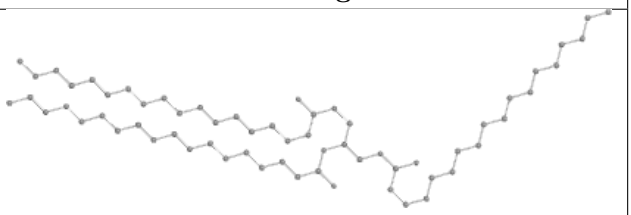

Rings

Ligand CHD J 102

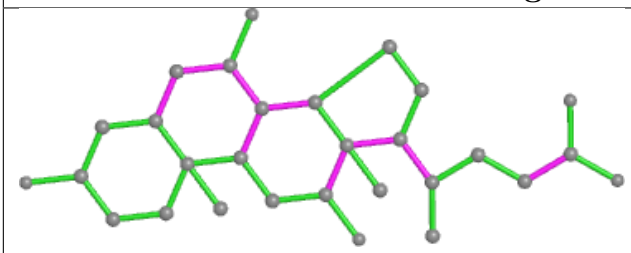

Bond lengths

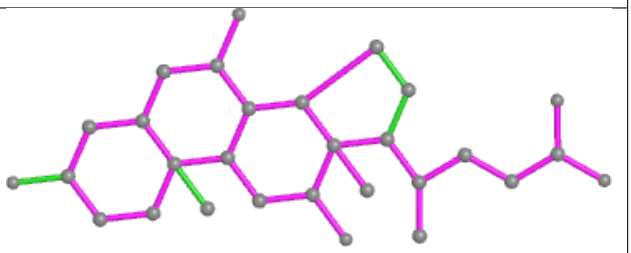

Bond angles

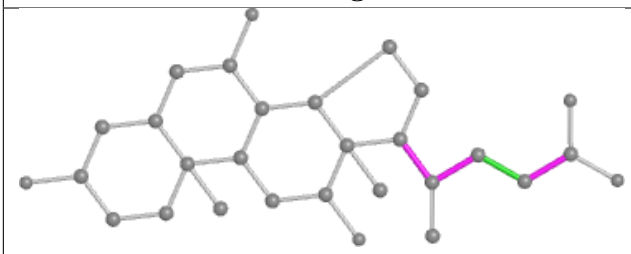

Torsions

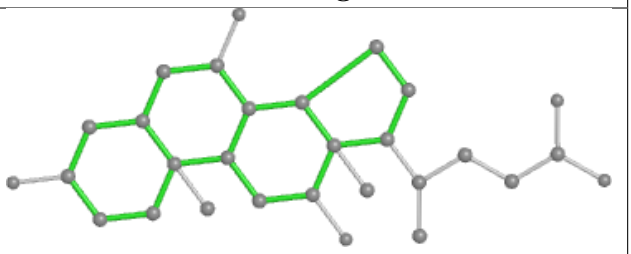

Rings

Ligand CDL G 102

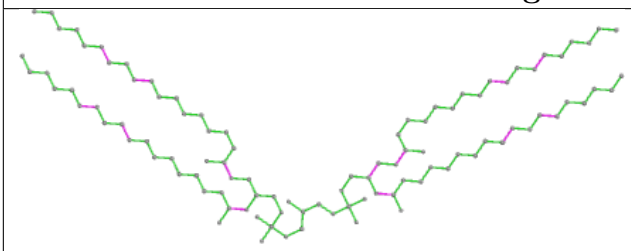

Bond lengths

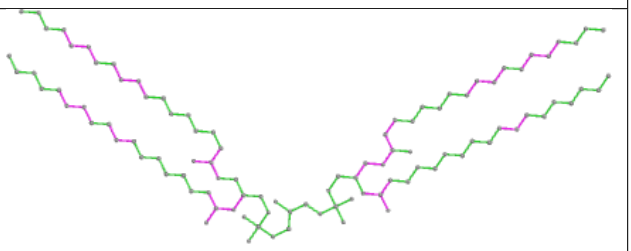

Bond angles

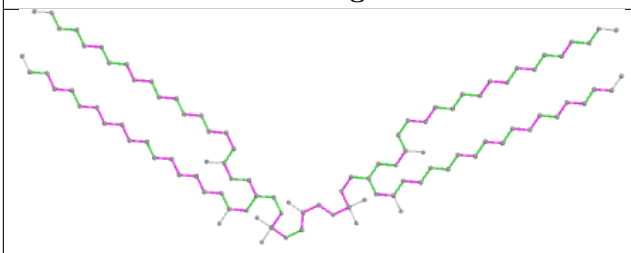

Torsions

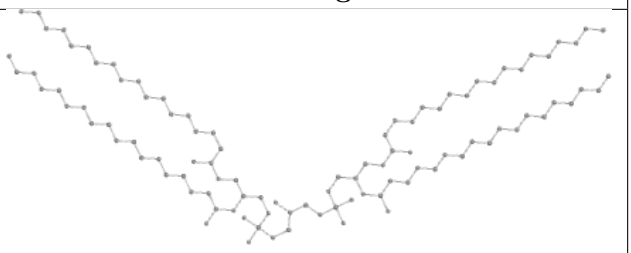

Rings

Ligand CDL T 103

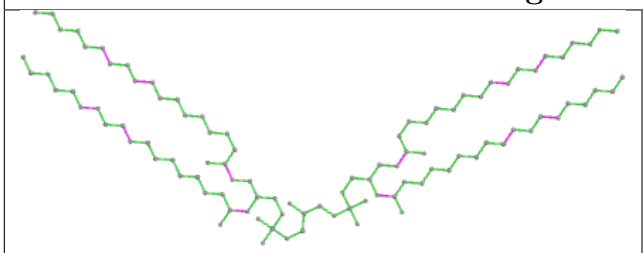

Bond lengths

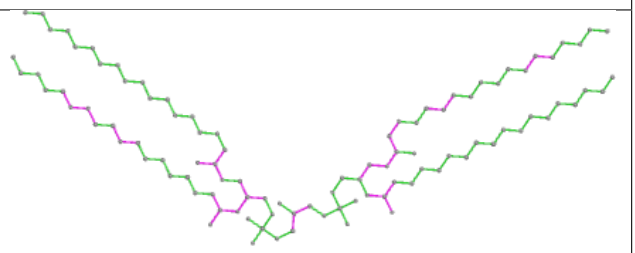

Bond angles

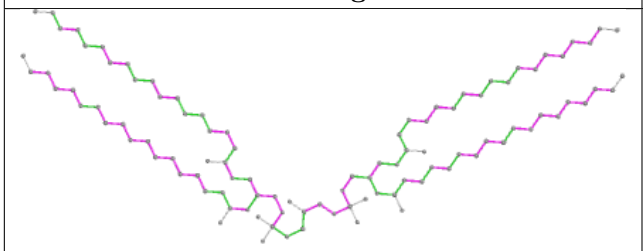

Torsions

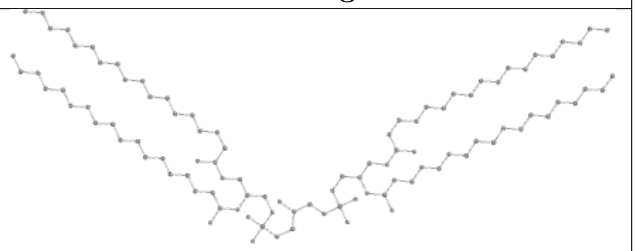

Rings

Ligand PEK P 308

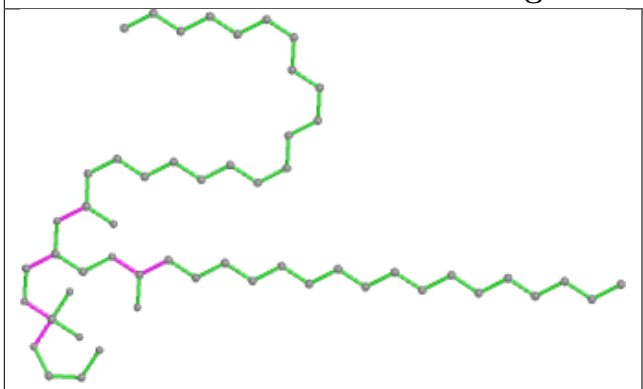

Bond lengths

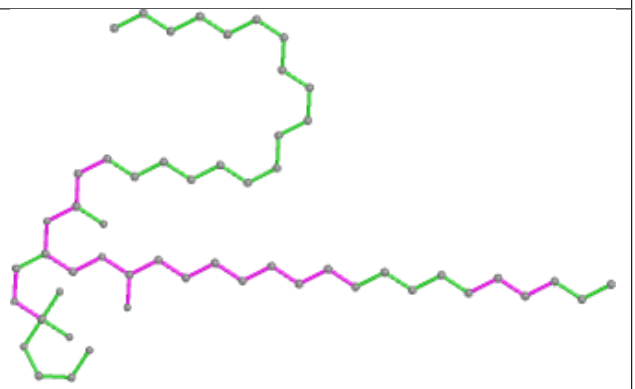

Bond angles

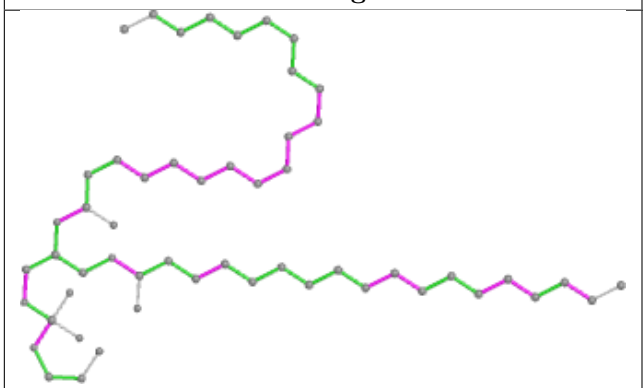

Torsions

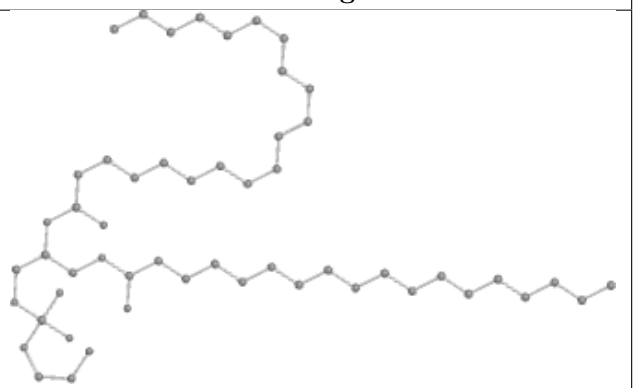

Rings

Ligand PEK T 101

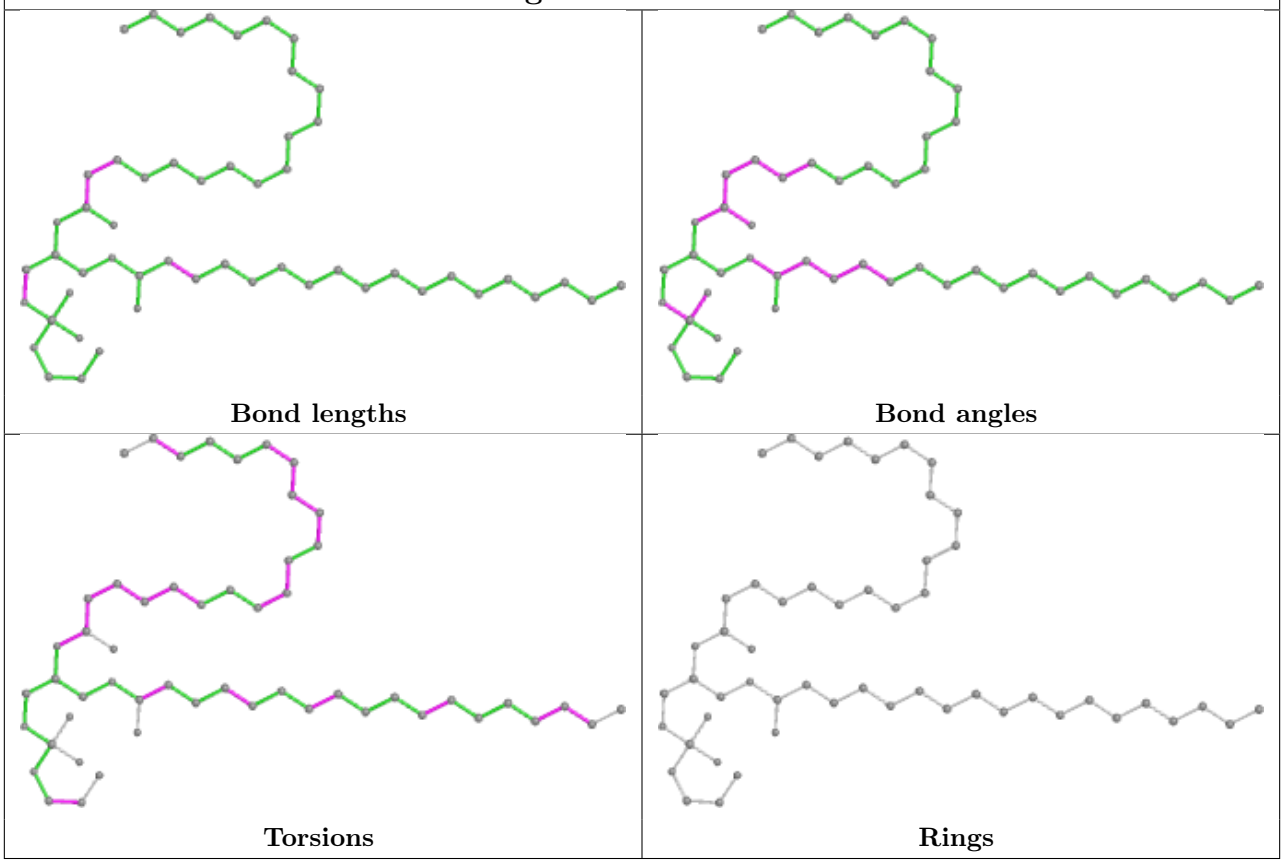

Ligand CHD W 101

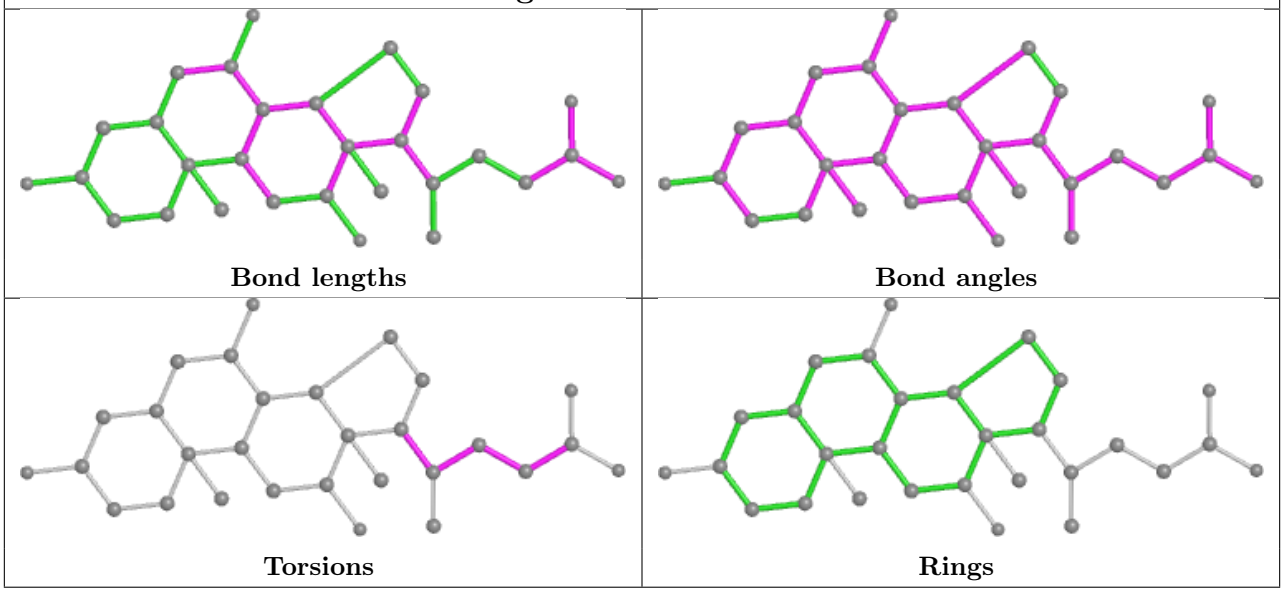

Ligand DMU Z 101

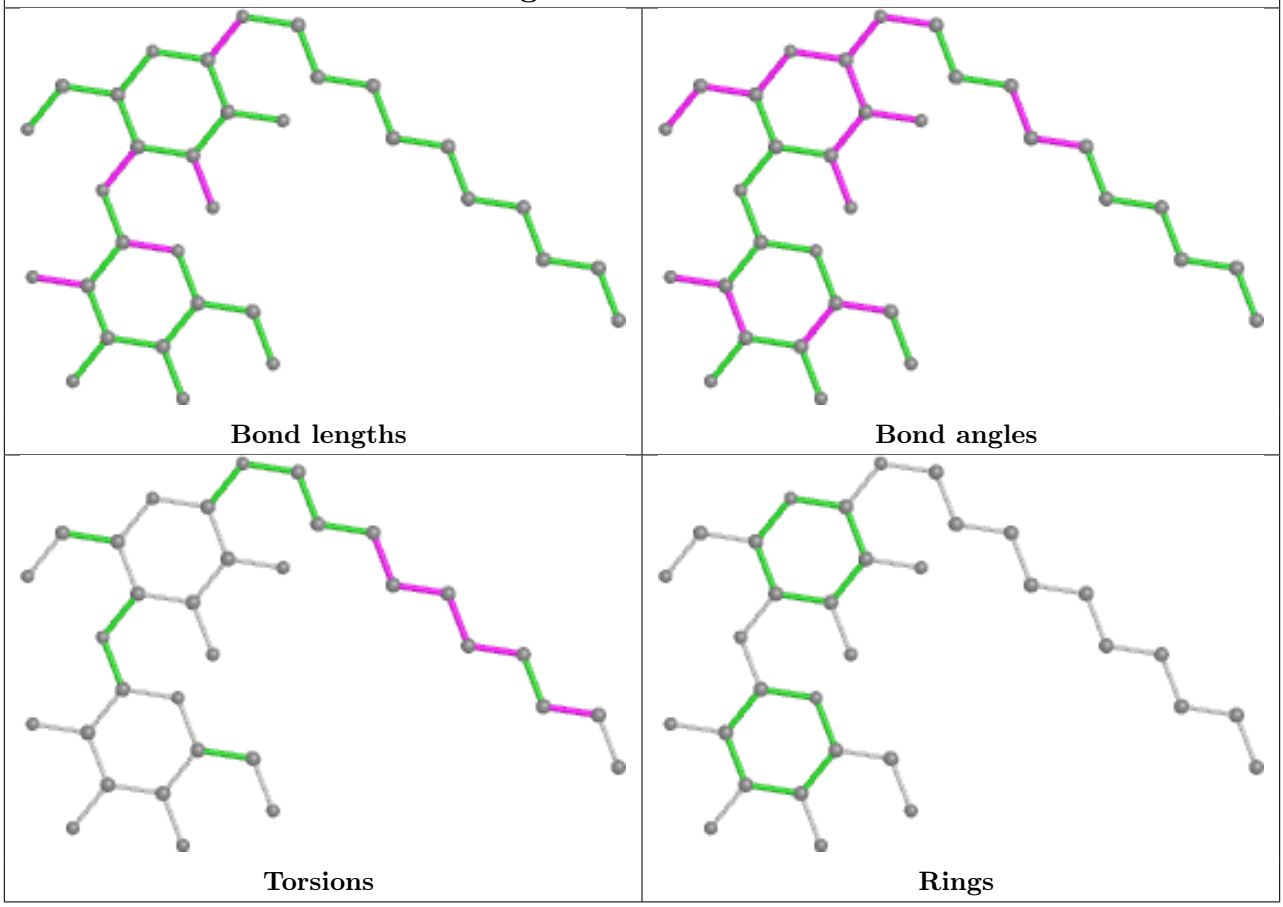

5.7 Other polymers (i)

There are no such residues in this entry.

5.8 Polymer linkage issues (i)

There are no chain breaks in this entry.

6 Fit of model and data (i)

6.1 Protein, DNA and RNA chains (i)

EDS failed to run properly - this section is therefore empty.

6.2 Non-standard residues in protein, DNA, RNA chains (i)

EDS failed to run properly - this section is therefore empty.

6.3 Carbohydrates (i)

EDS failed to run properly - this section is therefore empty.

6.4 Ligands (i)

EDS failed to run properly - this section is therefore empty.

The following is a graphical depiction of the model fit to experimental electron density of all instances of the Ligand of Interest. In addition, ligands with molecular weight > 250 and outliers as shown on the geometry validation Tables will also be included. Each fit is shown from different orientation to approximate a three-dimensional view.

Electron density around HEA A 601: 2mF_o-DF_c (at 0.7 rmsd) in gray mF_o-DF_c (at 3 rmsd) in purple (negative) and green (positive)	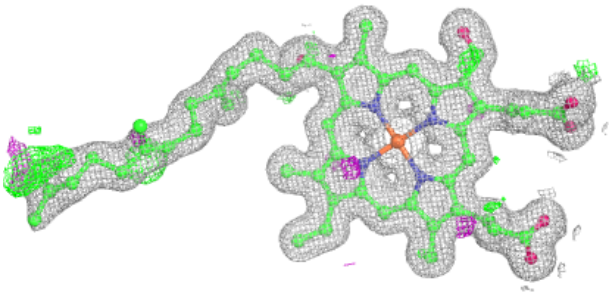
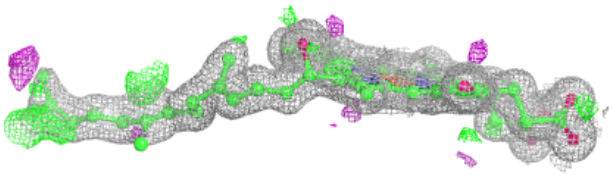	

Electron density around HEA A 602:

$2mF_o$-DF_c (at 0.7 rmsd) in gray
mF_o-DF_c (at 3 rmsd) in purple (negative)
and green (positive)

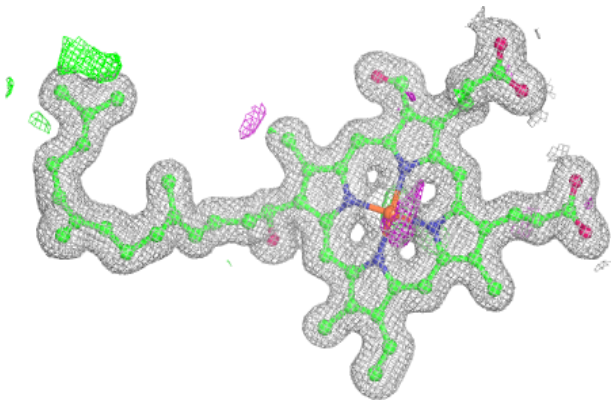

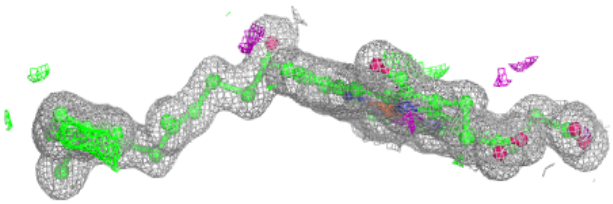

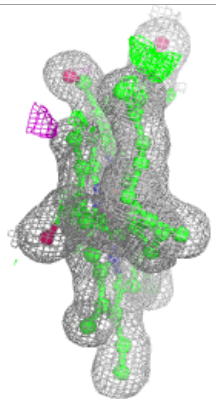

Electron density around HEA N 601:

$2mF_o$-DF_c (at 0.7 rmsd) in gray
mF_o-DF_c (at 3 rmsd) in purple (negative)
and green (positive)

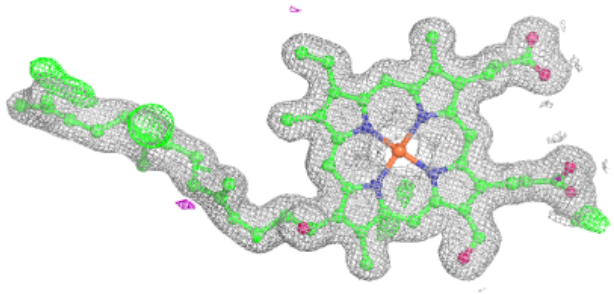



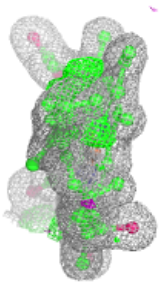

Electron density around HEA N 602:

$2mF_o$-DF_c (at 0.7 rmsd) in gray
mF_o-DF_c (at 3 rmsd) in purple (negative)
and green (positive)

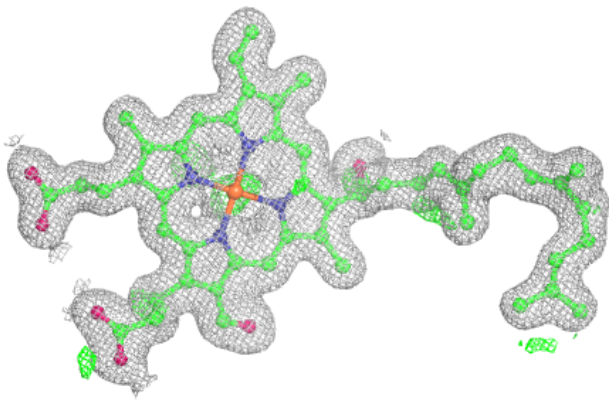

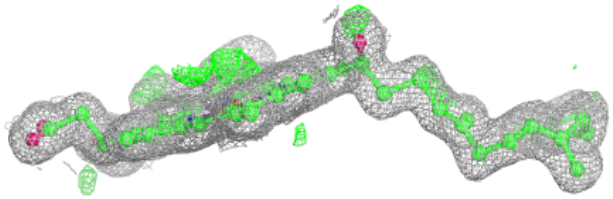



Electron density around PGV A 607:

$2mF_o$-DF_c (at 0.7 rmsd) in gray
mF_o-DF_c (at 3 rmsd) in purple (negative)
and green (positive)

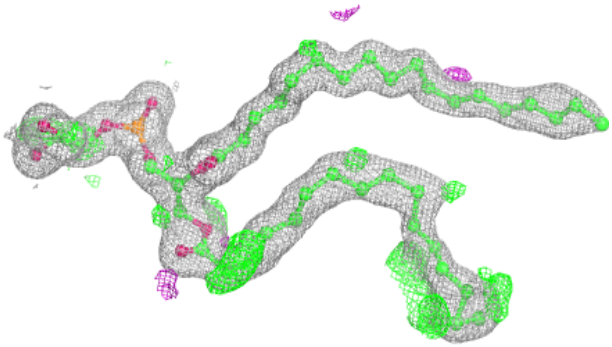

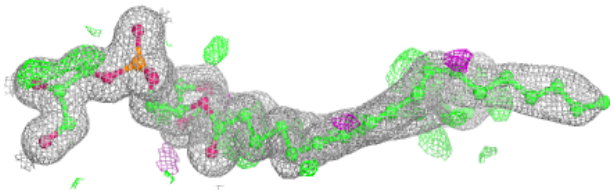

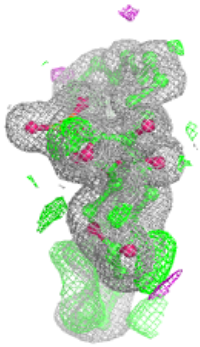

Electron density around PGV A 608:

$2mF_o$-DF_c (at 0.7 rmsd) in gray
mF_o-DF_c (at 3 rmsd) in purple (negative)
and green (positive)

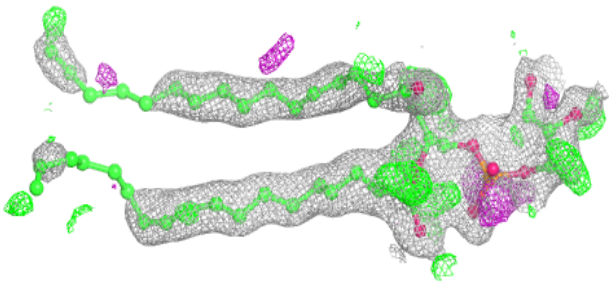

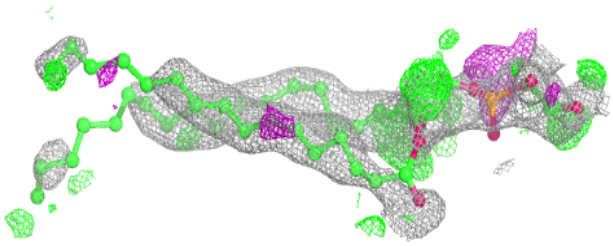



Electron density around PGV C 302:

$2mF_o$-DF_c (at 0.7 rmsd) in gray
mF_o-DF_c (at 3 rmsd) in purple (negative)
and green (positive)

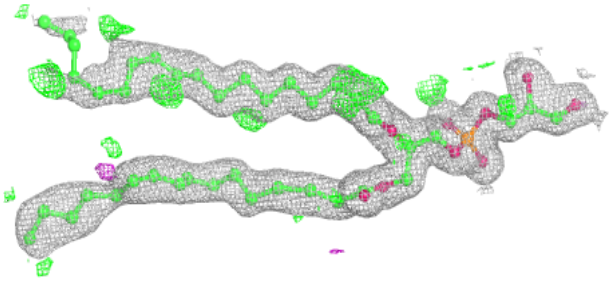

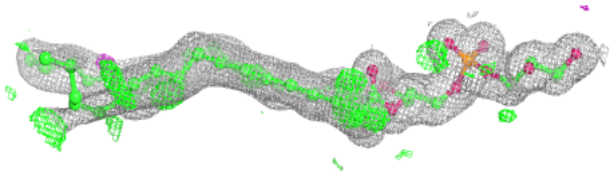



Electron density around PGV C 307:

$2mF_o$-DF_c (at 0.7 rmsd) in gray
mF_o-DF_c (at 3 rmsd) in purple (negative)
and green (positive)

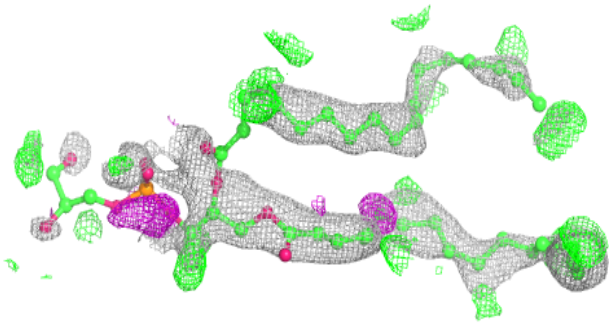

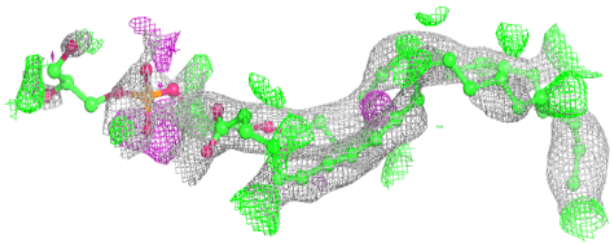



Electron density around PGV N 607:

$2mF_o$-DF_c (at 0.7 rmsd) in gray
mF_o-DF_c (at 3 rmsd) in purple (negative)
and green (positive)

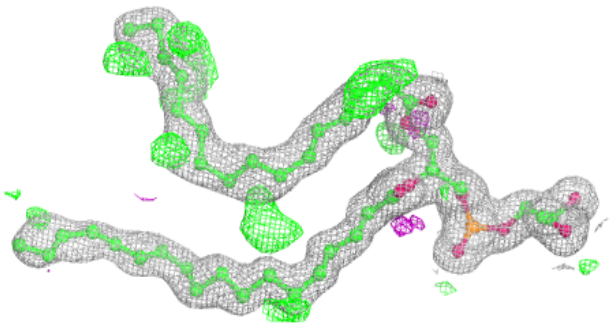

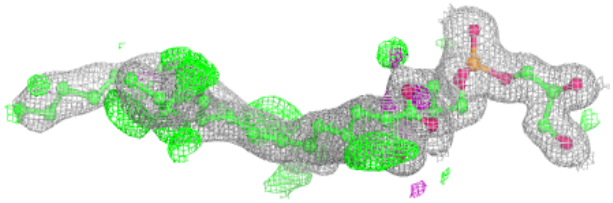



Electron density around PGV P 301:

$2mF_o$-DF_c (at 0.7 rmsd) in gray
mF_o-DF_c (at 3 rmsd) in purple (negative)
and green (positive)

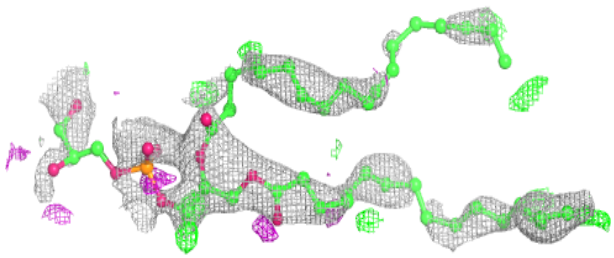

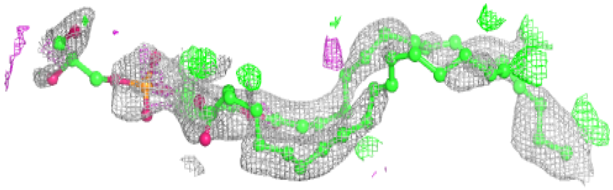

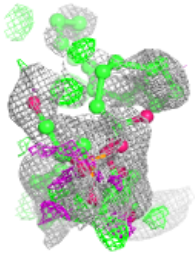

Electron density around PGV P 303:

$2mF_o$-DF_c (at 0.7 rmsd) in gray
mF_o-DF_c (at 3 rmsd) in purple (negative)
and green (positive)

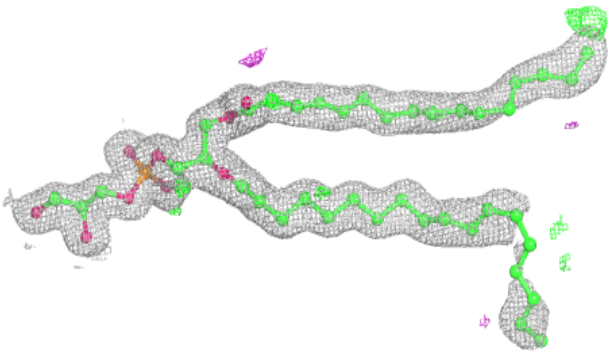

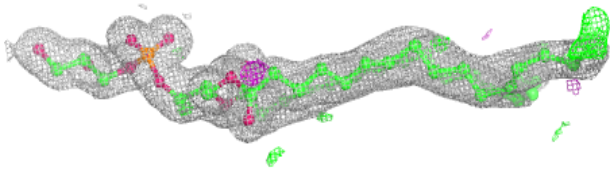

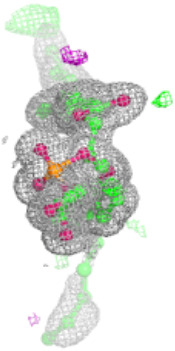

Electron density around PGV Q 201:

$2mF_o$-DF_c (at 0.7 rmsd) in gray
mF_o-DF_c (at 3 rmsd) in purple (negative)
and green (positive)

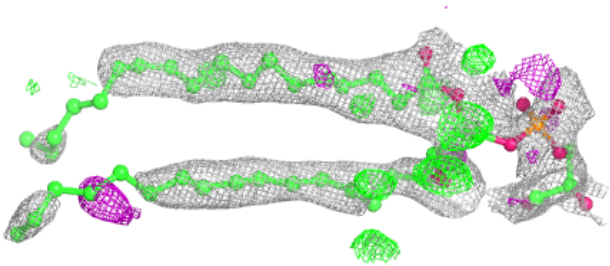

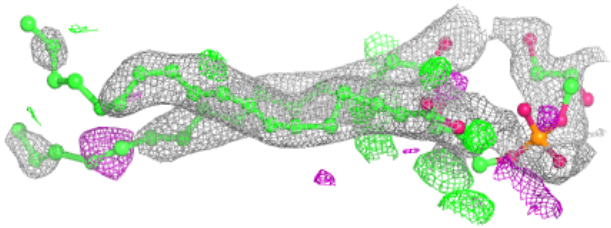



Electron density around TGL B 301:

$2mF_o$-DF_c (at 0.7 rmsd) in gray
mF_o-DF_c (at 3 rmsd) in purple (negative)
and green (positive)

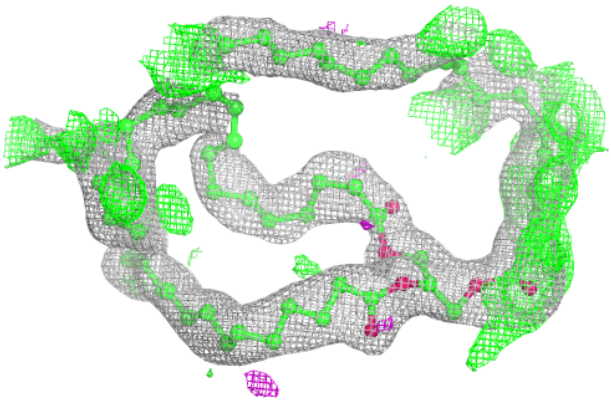

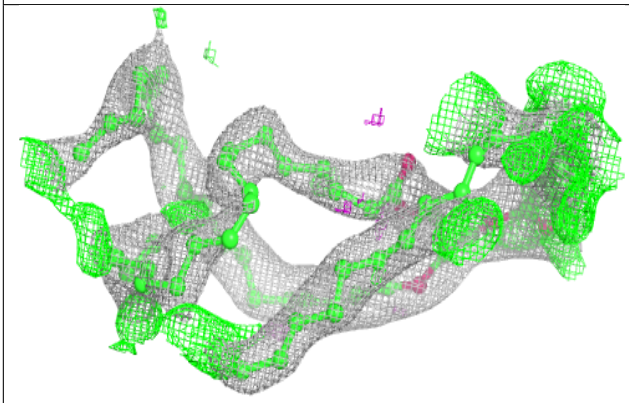



Electron density around TGL D 201:

$2mF_o$-DF_c (at 0.7 rmsd) in gray
mF_o-DF_c (at 3 rmsd) in purple (negative)
and green (positive)

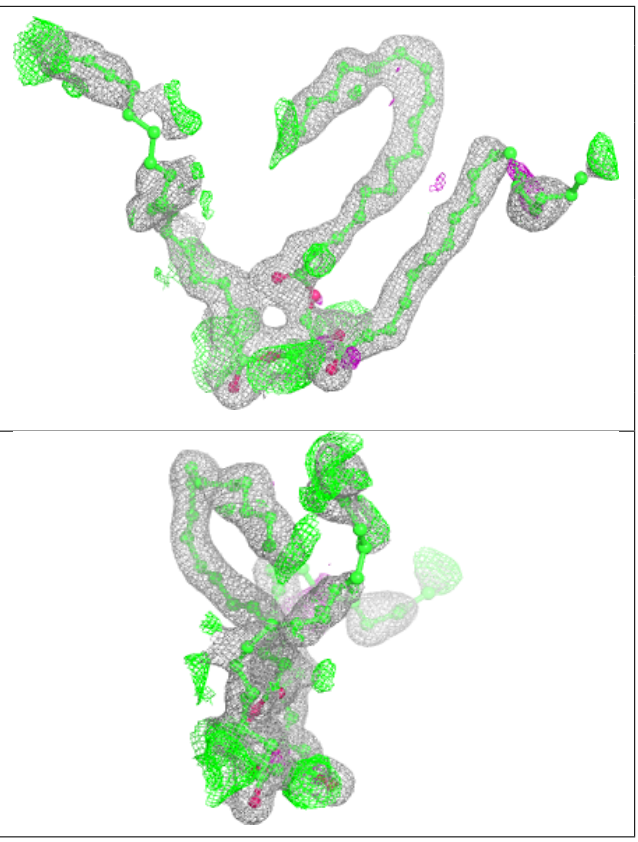

Electron density around TGL L 101:

$2mF_o$-DF_c (at 0.7 rmsd) in gray
mF_o-DF_c (at 3 rmsd) in purple (negative)
and green (positive)

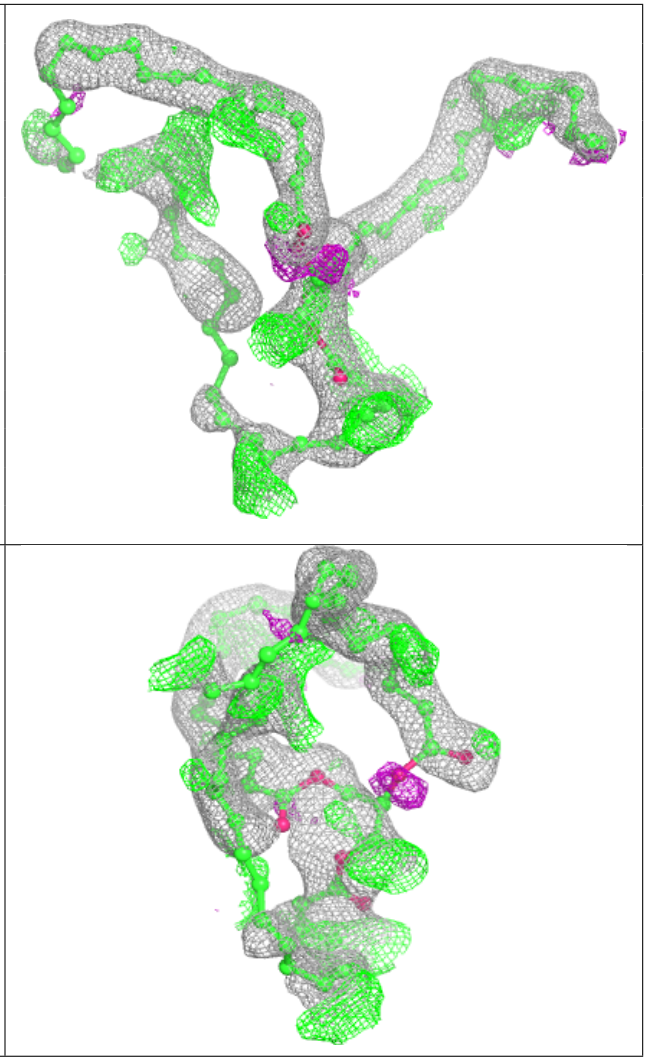

Electron density around TGL N 608:

$2mF_o$-DF_c (at 0.7 rmsd) in gray
mF_o-DF_c (at 3 rmsd) in purple (negative)
and green (positive)

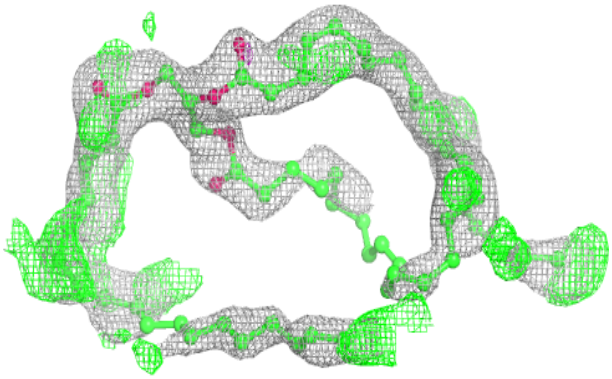

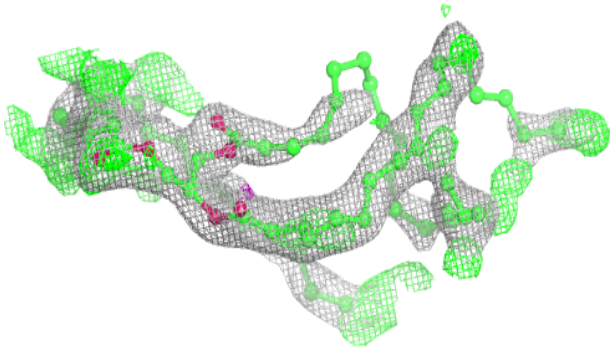



Electron density around TGL Q 202:

$2mF_o$-DF_c (at 0.7 rmsd) in gray
mF_o-DF_c (at 3 rmsd) in purple (negative)
and green (positive)

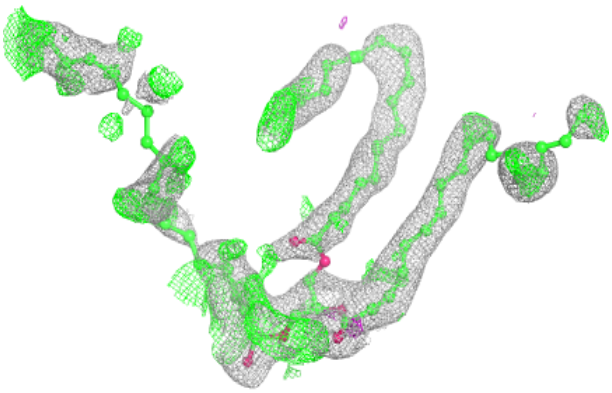



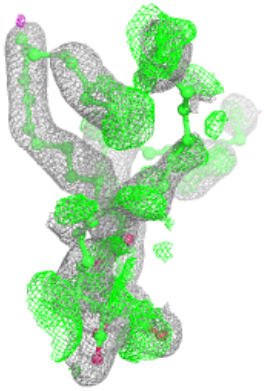

Electron density around TGL Y 101:

2mF$_o$-DF$_c$ (at 0.7 rmsd) in gray
mF$_o$-DF$_c$ (at 3 rmsd) in purple (negative)
and green (positive)

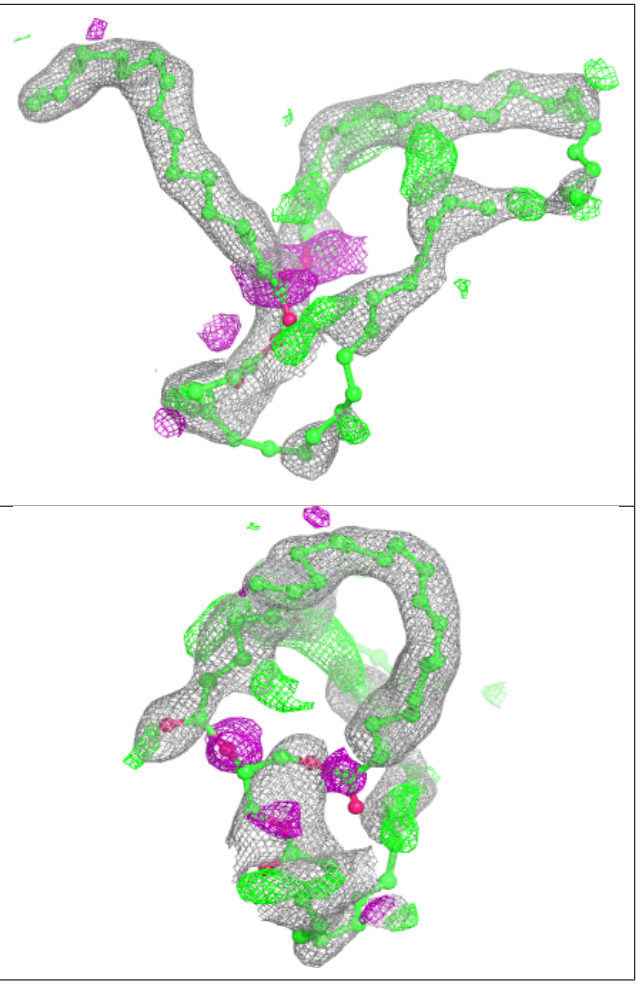

Electron density around CHD B 303:

$2mF_o$-DF_c (at 0.7 rmsd) in gray
mF_o-DF_c (at 3 rmsd) in purple (negative)
and green (positive)

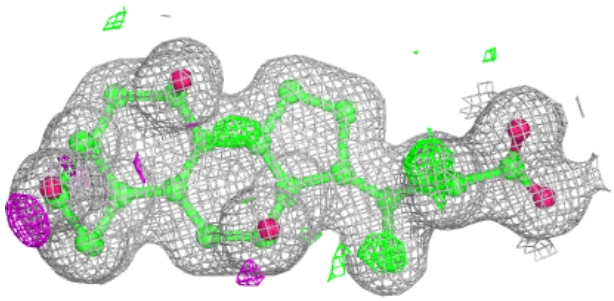

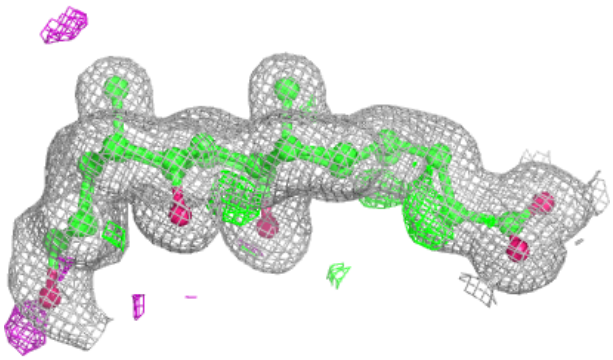

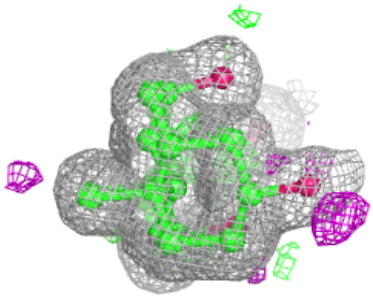

Electron density around CHD C 304:

$2mF_o$-DF_c (at 0.7 rmsd) in gray
mF_o-DF_c (at 3 rmsd) in purple (negative)
and green (positive)

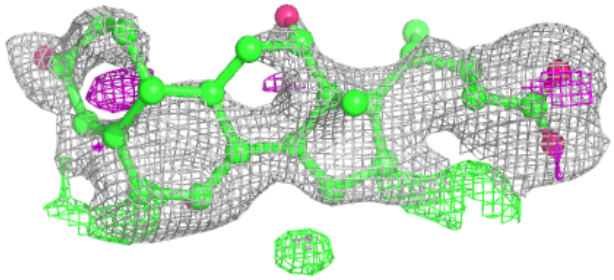

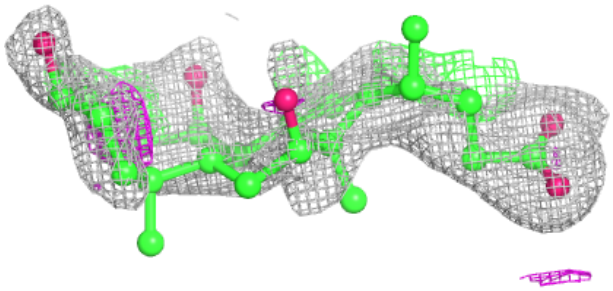

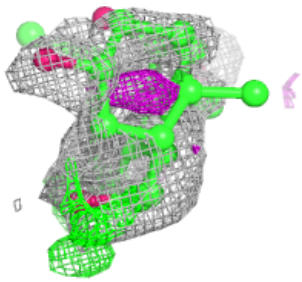

Electron density around CHD C 305:

$2mF_o$-DF_c (at 0.7 rmsd) in gray
mF_o-DF_c (at 3 rmsd) in purple (negative)
and green (positive)

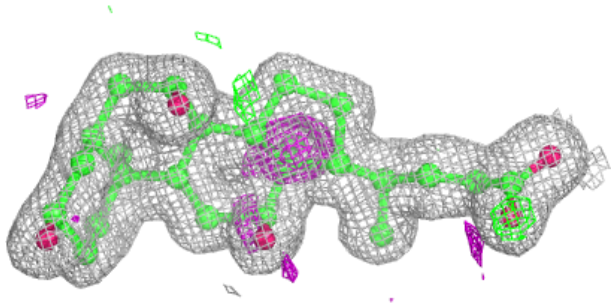

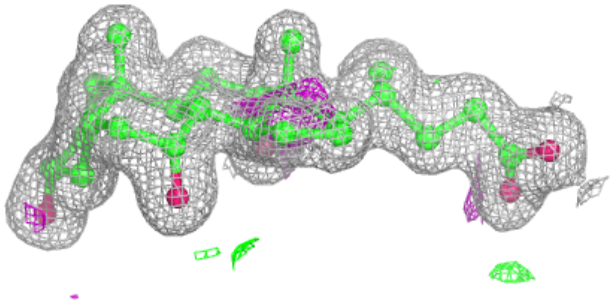

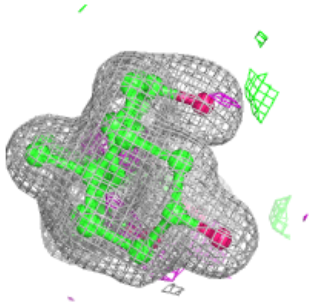

Electron density around CHD J 102:

$2mF_o$-DF_c (at 0.7 rmsd) in gray
mF_o-DF_c (at 3 rmsd) in purple (negative)
and green (positive)

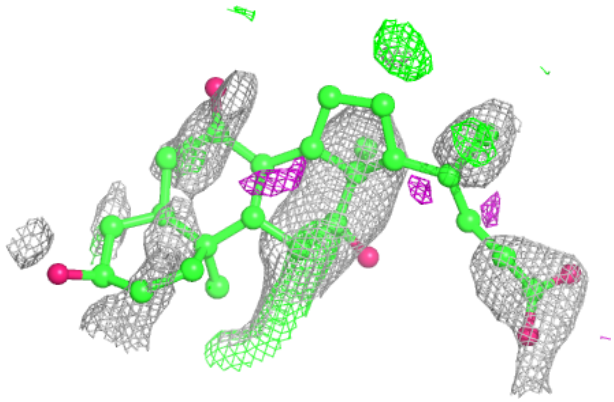

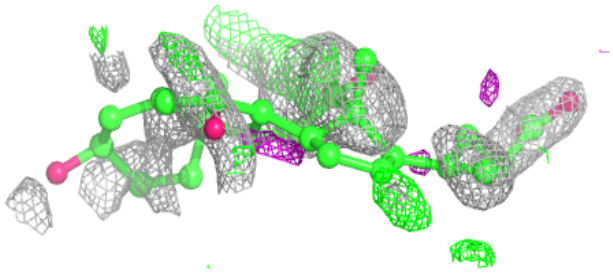

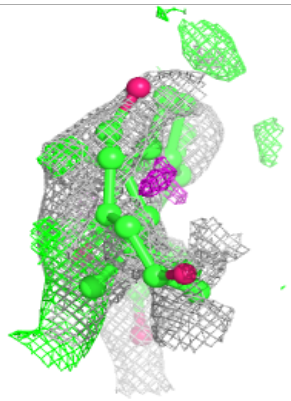

Electron density around CHD O 302:

$2mF_o$-DF_c (at 0.7 rmsd) in gray
mF_o-DF_c (at 3 rmsd) in purple (negative)
and green (positive)

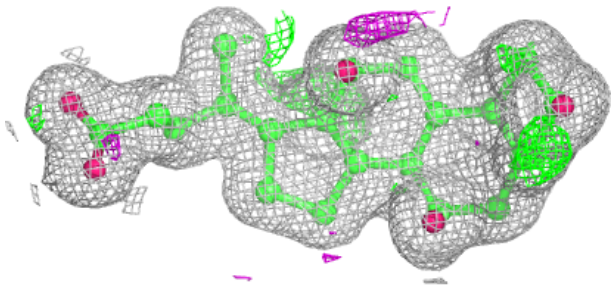

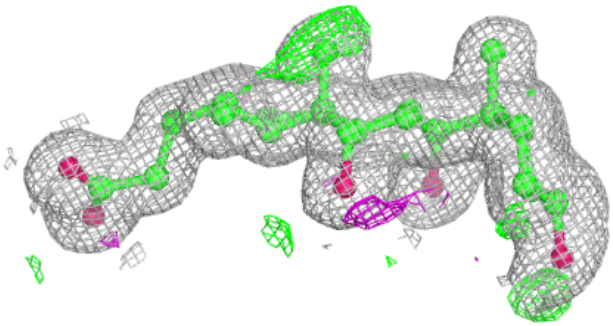



Electron density around CHD P 305:

$2mF_o$-DF_c (at 0.7 rmsd) in gray
mF_o-DF_c (at 3 rmsd) in purple (negative)
and green (positive)

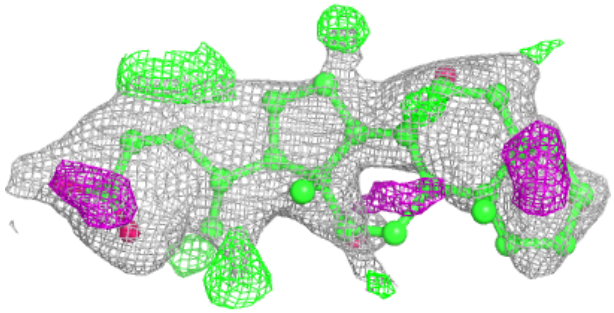

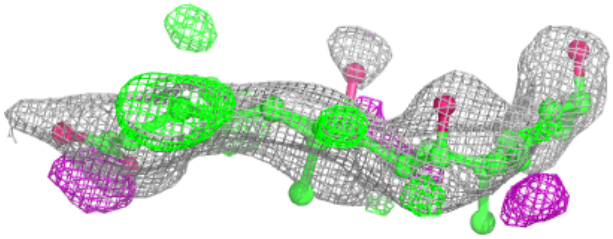



Electron density around CHD P 307:

$2mF_o$-DF_c (at 0.7 rmsd) in gray
mF_o-DF_c (at 3 rmsd) in purple (negative)
and green (positive)

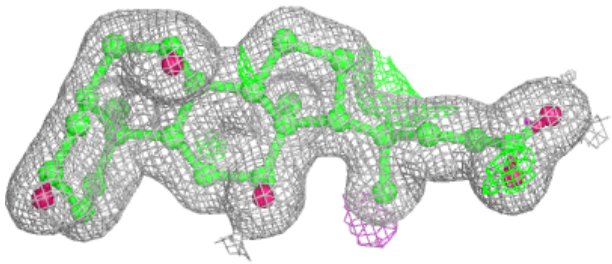

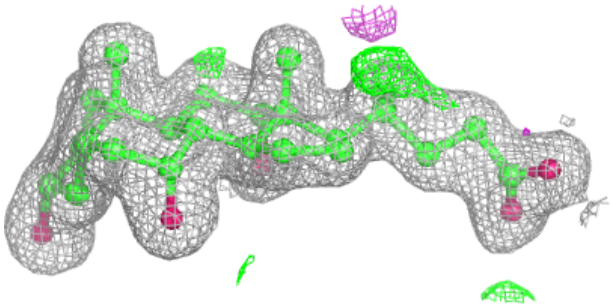

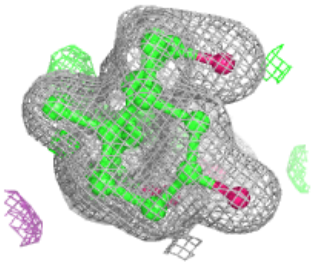

Electron density around CHD W 101:

$2mF_o$-DF_c (at 0.7 rmsd) in gray
mF_o-DF_c (at 3 rmsd) in purple (negative)
and green (positive)

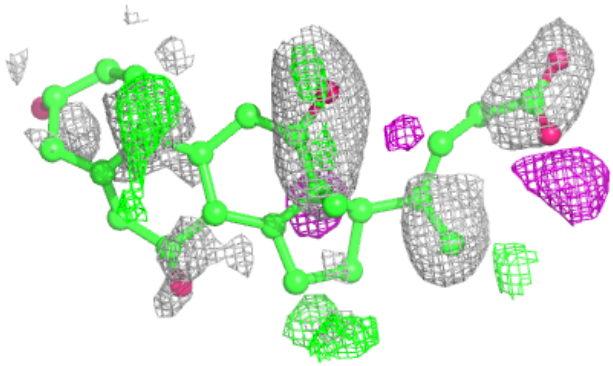

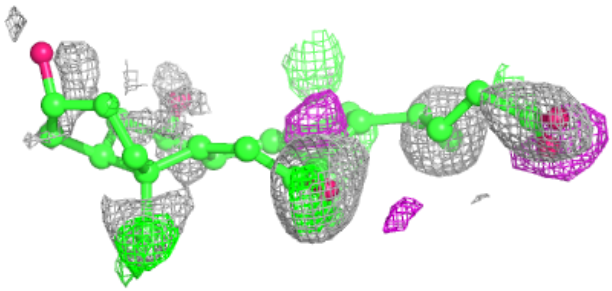

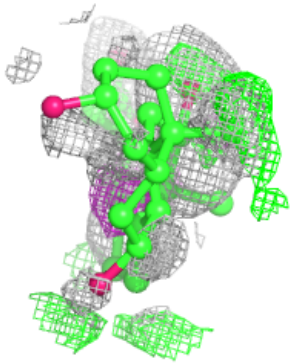

Electron density around PSC B 304:

$2mF_o$-DF_c (at 0.7 rmsd) in gray
mF_o-DF_c (at 3 rmsd) in purple (negative)
and green (positive)

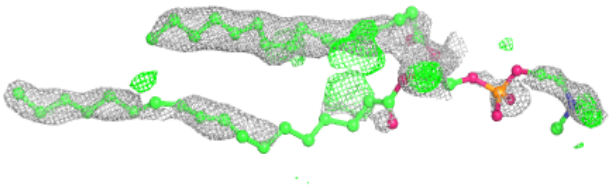



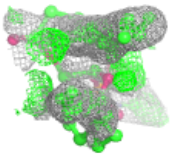

Electron density around PSC O 303:

$2mF_o$-DF_c (at 0.7 rmsd) in gray
mF_o-DF_c (at 3 rmsd) in purple (negative)
and green (positive)

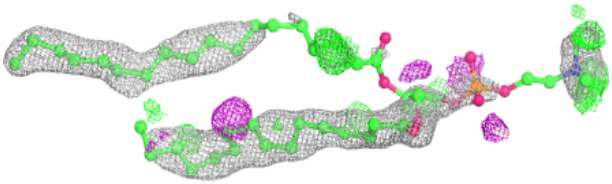

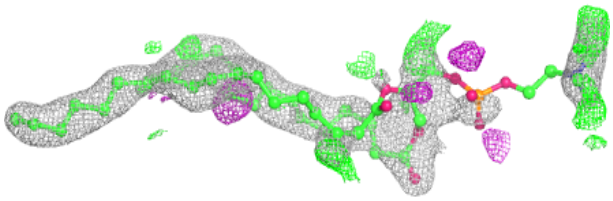



Electron density around CDL C 303:

$2mF_o$-DF_c (at 0.7 rmsd) in gray
mF_o-DF_c (at 3 rmsd) in purple (negative)
and green (positive)

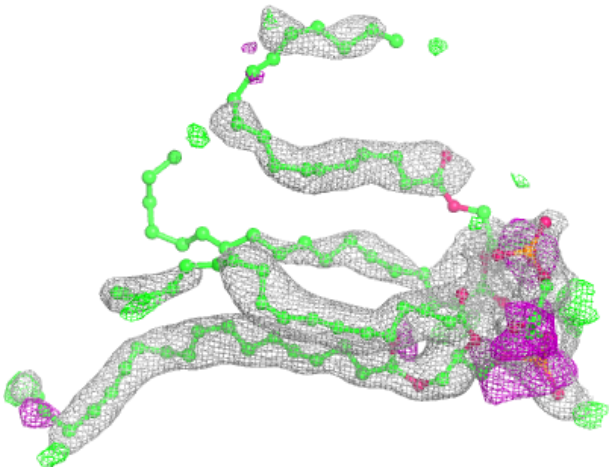

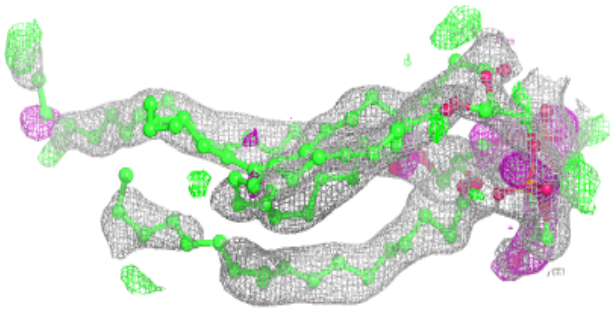

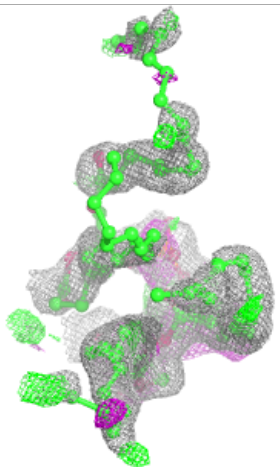

Electron density around CDL G 102:

$2mF_o$-DF_c (at 0.7 rmsd) in gray
mF_o-DF_c (at 3 rmsd) in purple (negative)
and green (positive)

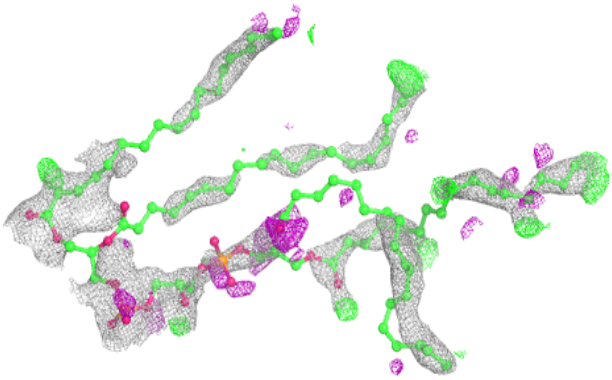

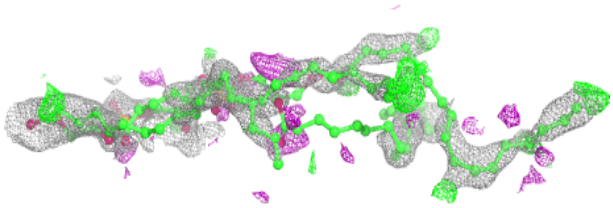

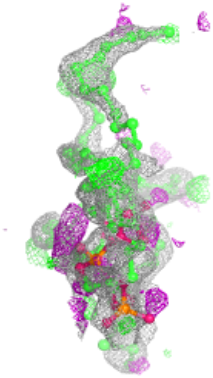

Electron density around CDL P 304:

$2mF_o$-DF_c (at 0.7 rmsd) in gray
mF_o-DF_c (at 3 rmsd) in purple (negative)
and green (positive)

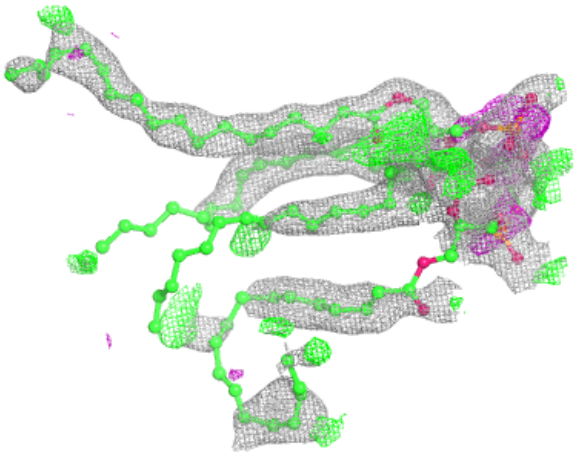

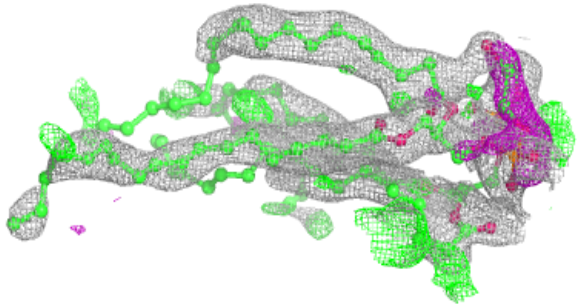

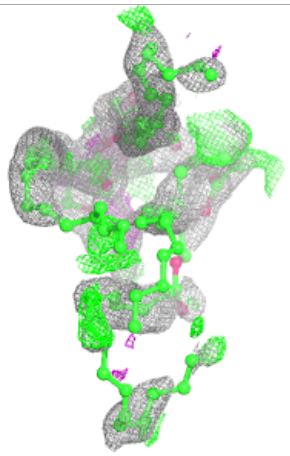

Electron density around CDL T 103:

$2mF_o$-DF_c (at 0.7 rmsd) in gray
mF_o-DF_c (at 3 rmsd) in purple (negative)
and green (positive)

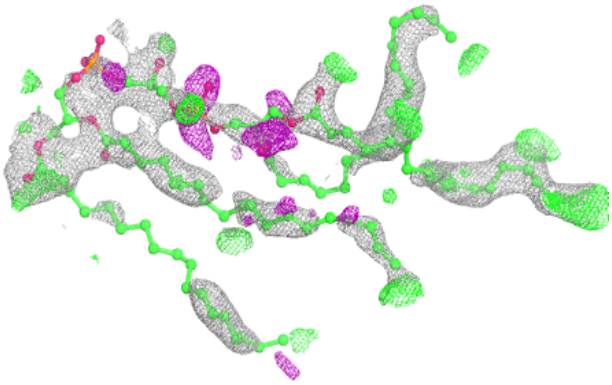

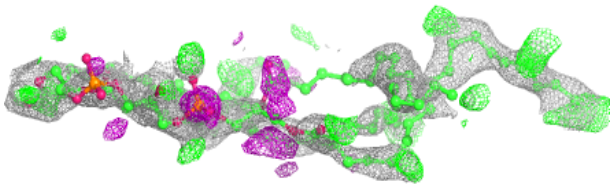



Electron density around PEK C 306:

$2mF_o$-DF_c (at 0.7 rmsd) in gray
mF_o-DF_c (at 3 rmsd) in purple (negative)
and green (positive)

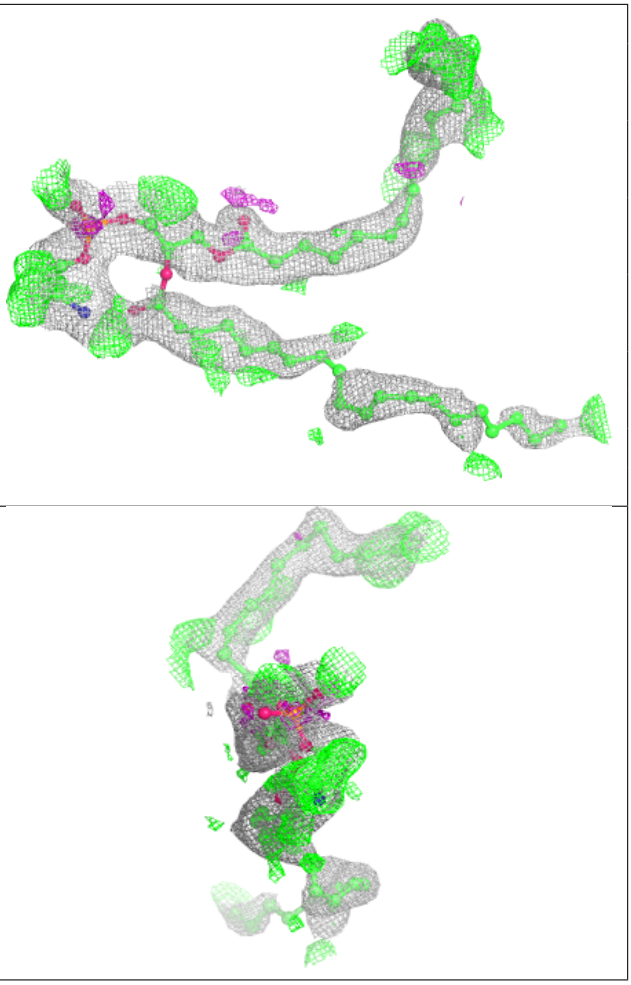

Electron density around PEK G 101:

$2mF_o$-DF_c (at 0.7 rmsd) in gray
mF_o-DF_c (at 3 rmsd) in purple (negative)
and green (positive)

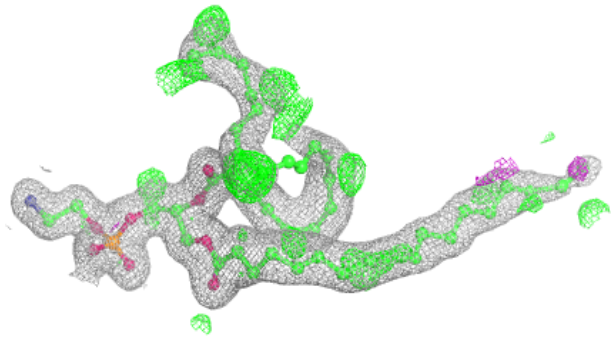

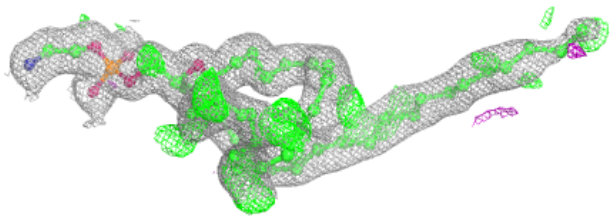

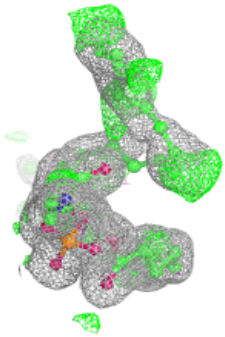

Electron density around PEK G 103:

$2mF_o$-DF_c (at 0.7 rmsd) in gray
mF_o-DF_c (at 3 rmsd) in purple (negative)
and green (positive)

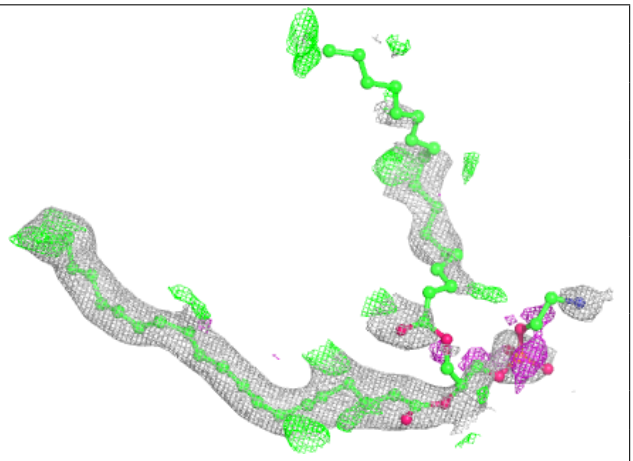





Electron density around PEK P 308:

$2mF_o$-DF_c (at 0.7 rmsd) in gray
mF_o-DF_c (at 3 rmsd) in purple (negative)
and green (positive)

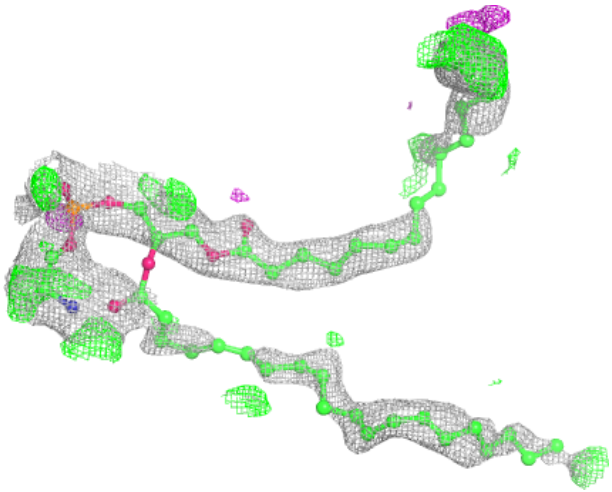

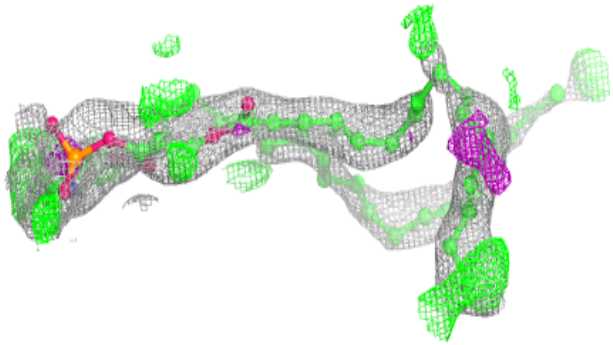



Electron density around PEK T 101:

$2mF_o$-DF_c (at 0.7 rmsd) in gray
mF_o-DF_c (at 3 rmsd) in purple (negative)
and green (positive)

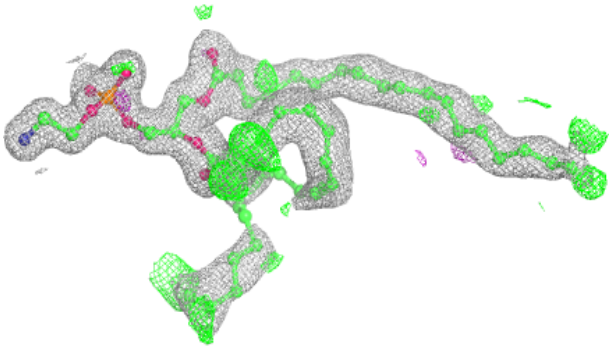

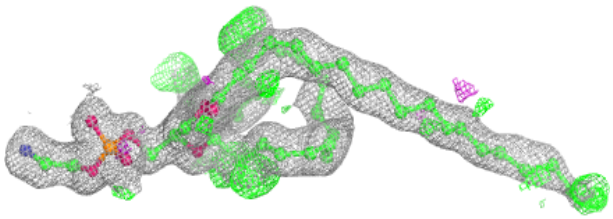

Electron density around PEK T 102:

$2mF_o$-DF_c (at 0.7 rmsd) in gray
mF_o-DF_c (at 3 rmsd) in purple (negative)
and green (positive)

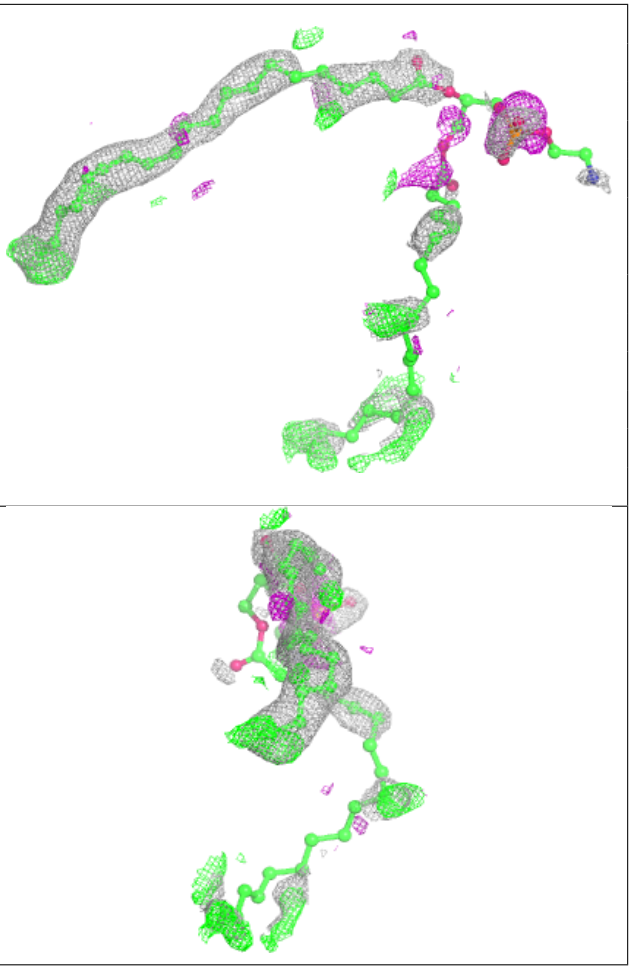

Electron density around DMU J 101:

$2mF_o$-DF_c (at 0.7 rmsd) in gray
mF_o-DF_c (at 3 rmsd) in purple (negative)
and green (positive)

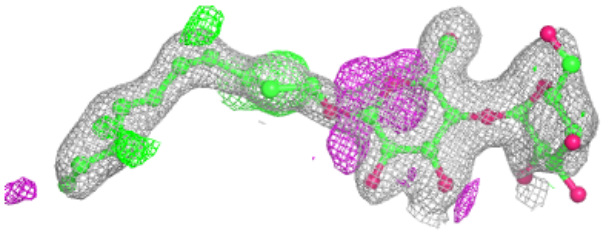

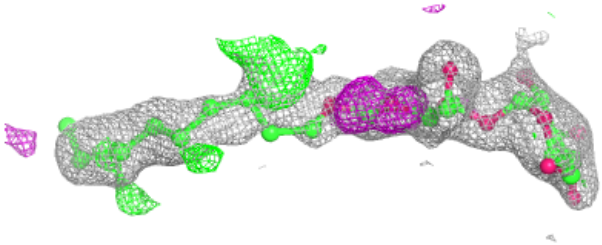

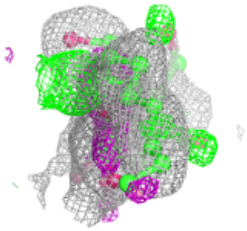

Electron density around DMU M 101:

$2mF_o$-DF_c (at 0.7 rmsd) in gray
mF_o-DF_c (at 3 rmsd) in purple (negative)
and green (positive)

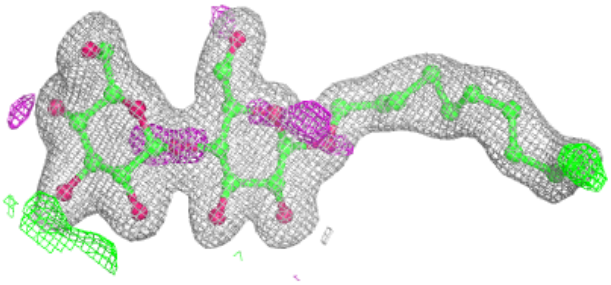

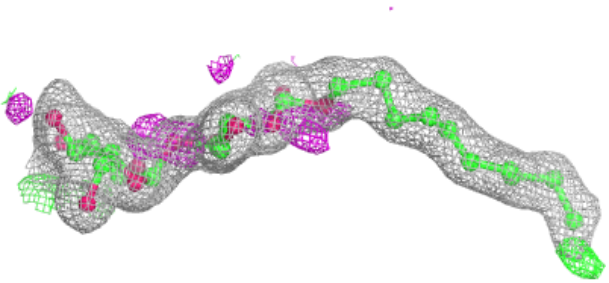

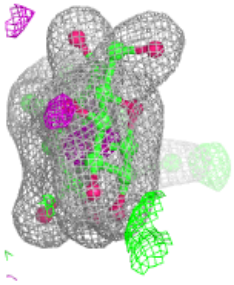

Electron density around DMU P 306:

$2mF_o$-DF_c (at 0.7 rmsd) in gray
mF_o-DF_c (at 3 rmsd) in purple (negative)
and green (positive)

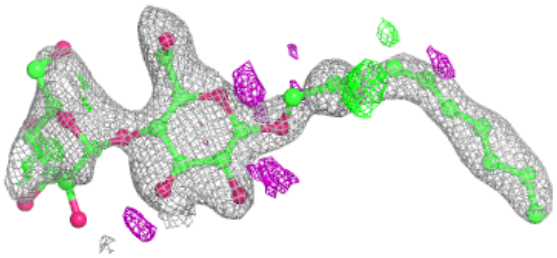

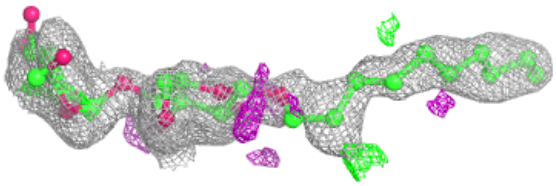

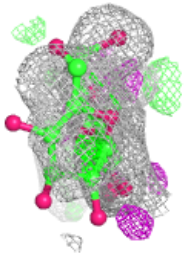

Electron density around DMU Z 101:

$2mF_o$-DF_c (at 0.7 rmsd) in gray
mF_o-DF_c (at 3 rmsd) in purple (negative)
and green (positive)

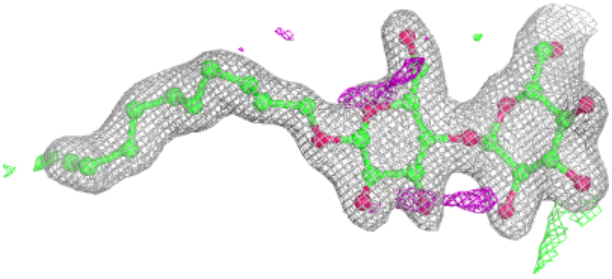

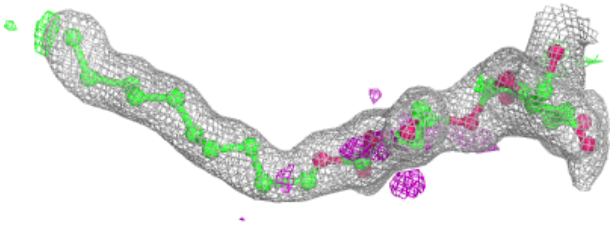

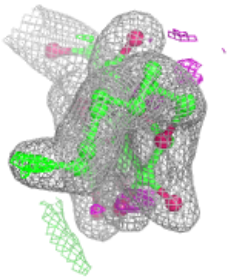

6.5 Other polymers (i)

EDS failed to run properly - this section is therefore empty.