



Full wwPDB EM Validation Report ⓘ

Oct 6, 2024 – 04:05 AM EDT

PDB ID : 7JN0
EMDB ID : EMD-22390
Title : Sheep Connexin-46 at 2.5 angstroms resolution, Lipid Class 2
Authors : Flores, J.A.; Haddad, B.G.; Dolan, K.A.; Myers, J.A.; Yoshioka, C.C.; Coperman, J.; Zuckerman, D.M.; Reichow, S.L.
Deposited on : 2020-08-03
Resolution : 2.50 Å(reported)
Based on initial model : 6MHQ

This is a Full wwPDB EM Validation Report for a publicly released PDB entry.

We welcome your comments at validation@mail.wwpdb.org

A user guide is available at

<https://www.wwpdb.org/validation/2017/EMValidationReportHelp>
with specific help available everywhere you see the ⓘ symbol.

The types of validation reports are described at

<http://www.wwpdb.org/validation/2017/FAQs#types>.

The following versions of software and data (see [references ⓘ](#)) were used in the production of this report:

EMDB validation analysis : 0.0.1.dev113
Mogul : 2022.3.0, CSD as543be (2022)
MolProbity : 4.02b-467
buster-report : 1.1.7 (2018)
Percentile statistics : 20231227.v01 (using entries in the PDB archive December 27th 2023)
MapQ : 1.9.13
Ideal geometry (proteins) : Engh & Huber (2001)
Ideal geometry (DNA, RNA) : Parkinson et al. (1996)
Validation Pipeline (wwPDB-VP) : 2.39

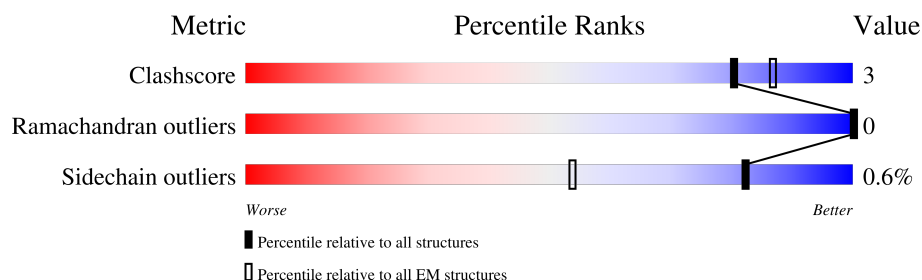
1 Overall quality at a glance

The following experimental techniques were used to determine the structure:

ELECTRON MICROSCOPY

The reported resolution of this entry is 2.50 Å.

Percentile scores (ranging between 0-100) for global validation metrics of the entry are shown in the following graphic. The table shows the number of entries on which the scores are based.



Metric	Whole archive (#Entries)	EM structures (#Entries)
Clashscore	210492	15764
Ramachandran outliers	207382	16835
Sidechain outliers	206894	16415

The table below summarises the geometric issues observed across the polymeric chains and their fit to the map. The red, orange, yellow and green segments of the bar indicate the fraction of residues that contain outliers for ≥ 3 , 2, 1 and 0 types of geometric quality criteria respectively. A grey segment represents the fraction of residues that are not modelled. The numeric value for each fraction is indicated below the corresponding segment, with a dot representing fractions $\leq 5\%$. The upper red bar (where present) indicates the fraction of residues that have poor fit to the EM map (all-atom inclusion $< 40\%$). The numeric value is given above the bar.

Mol	Chain	Length	Quality of chain
1	A	413	43% 53%
1	B	413	43% 53%
1	C	413	43% 53%
1	D	413	43% 53%
1	E	413	43% 53%
1	F	413	43% 53%
1	G	413	43% 53%
1	H	413	43% 53%

Continued on next page...

Continued from previous page...

Mol	Chain	Length	Quality of chain
1	I	413	<div><div><div></div><div></div><div></div></div><div><div></div><div></div><div></div></div><div>43%</div><div>53%</div></div>
1	J	413	<div><div><div></div><div></div><div></div></div><div><div></div><div></div><div></div></div><div>43%</div><div>53%</div></div>
1	K	413	<div><div><div></div><div></div><div></div></div><div><div></div><div></div><div></div></div><div>43%</div><div>53%</div></div>
1	L	413	<div><div><div></div><div></div><div></div></div><div><div></div><div></div><div></div></div><div>43%</div><div>53%</div></div>

2 Entry composition

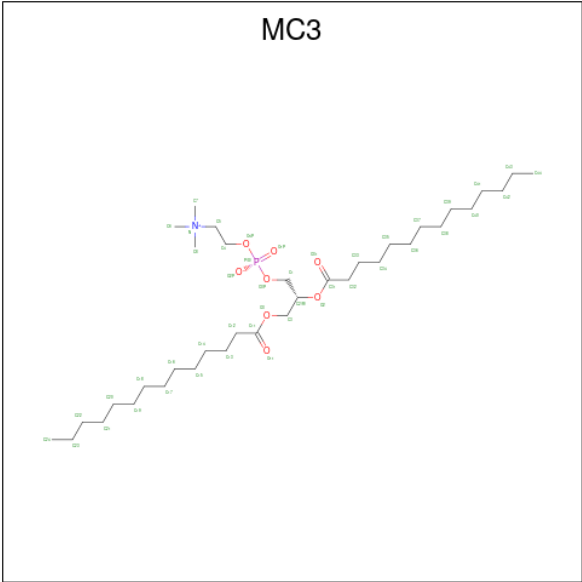
There are 3 unique types of molecules in this entry. The entry contains 47016 atoms, of which 24696 are hydrogens and 0 are deuteriums.

In the tables below, the AltConf column contains the number of residues with at least one atom in alternate conformation and the Trace column contains the number of residues modelled with at most 2 atoms.

- Molecule 1 is a protein called Gap junction alpha-3 protein.

Mol	Chain	Residues	Atoms						AltConf	Trace
1	A	194	Total	C	H	N	O	S	0	0
			3180	1053	1590	262	266	9		
1	B	194	Total	C	H	N	O	S	0	0
			3180	1053	1590	262	266	9		
1	C	194	Total	C	H	N	O	S	0	0
			3180	1053	1590	262	266	9		
1	D	194	Total	C	H	N	O	S	0	0
			3180	1053	1590	262	266	9		
1	E	194	Total	C	H	N	O	S	0	0
			3180	1053	1590	262	266	9		
1	F	194	Total	C	H	N	O	S	0	0
			3180	1053	1590	262	266	9		
1	G	194	Total	C	H	N	O	S	0	0
			3180	1053	1590	262	266	9		
1	H	194	Total	C	H	N	O	S	0	0
			3180	1053	1590	262	266	9		
1	I	194	Total	C	H	N	O	S	0	0
			3180	1053	1590	262	266	9		
1	J	194	Total	C	H	N	O	S	0	0
			3180	1053	1590	262	266	9		
1	K	194	Total	C	H	N	O	S	0	0
			3180	1053	1590	262	266	9		
1	L	194	Total	C	H	N	O	S	0	0
			3180	1053	1590	262	266	9		

- Molecule 2 is 1,2-DIMYRISTOYL-RAC-GLYCERO-3-PHOSPHOCHOLINE (three-letter code: MC3) (formula: C₃₆H₇₂NO₈P) (labeled as "Ligand of Interest" by depositor).



Mol	Chain	Residues	Atoms					AltConf	
2	A	1	Total 118	C 36	H 72	N 1	O 8	P 1	0
2	A	1	Total 45	C 15	H 28	O 2			0
2	A	1	Total 34	C 11	H 23				0
2	A	1	Total 37	C 12	H 25				0
2	A	1	Total 91	C 30	H 57	O 4			0
2	A	1	Total 28	C 9	H 19				0
2	A	1	Total 31	C 10	H 21				0
2	A	1	Total 94	C 31	H 59	O 4			0
2	A	1	Total 41	C 14	H 27				0
2	A	1	Total 40	C 13	H 27				0
2	A	1	Total 46	C 15	H 29	O 2			0
2	A	1	Total 40	C 13	H 27				0
2	A	1	Total 40	C 13	H 27				0
2	A	1	Total 40	C 13	H 27				0

Continued on next page...

Continued from previous page...

Mol	Chain	Residues	Atoms	AltConf
2	B	1	Total C H O 94 31 59 4	0
2	B	1	Total C H 41 14 27	0
2	B	1	Total C H 40 13 27	0
2	B	1	Total C H O 46 15 29 2	0
2	B	1	Total C H 40 13 27	0
2	B	1	Total C H 40 13 27	0
2	B	1	Total C H 40 13 27	0
2	B	1	Total C H N O P 118 36 72 1 8 1	0
2	B	1	Total C H O 45 15 28 2	0
2	B	1	Total C H 34 11 23	0
2	B	1	Total C H 37 12 25	0
2	B	1	Total C H O 91 30 57 4	0
2	B	1	Total C H 28 9 19	0
2	B	1	Total C H 31 10 21	0
2	C	1	Total C H O 94 31 59 4	0
2	C	1	Total C H 41 14 27	0
2	C	1	Total C H 40 13 27	0
2	C	1	Total C H O 46 15 29 2	0
2	C	1	Total C H 40 13 27	0
2	C	1	Total C H 40 13 27	0
2	C	1	Total C H 40 13 27	0

Continued on next page...

Continued from previous page...

Mol	Chain	Residues	Atoms						AltConf
2	C	1	Total	C	H	N	O	P	0
			118	36	72	1	8	1	
2	C	1	Total	C	H	O			0
			45	15	28	2			
2	C	1	Total	C	H				0
			34	11	23				
2	C	1	Total	C	H				0
			37	12	25				
2	C	1	Total	C	H	O			0
			91	30	57	4			
2	C	1	Total	C	H				0
			28	9	19				
2	C	1	Total	C	H				0
			31	10	21				
2	D	1	Total	C	H	O			0
			94	31	59	4			
2	D	1	Total	C	H				0
			41	14	27				
2	D	1	Total	C	H				0
			40	13	27				
2	D	1	Total	C	H	O			0
			46	15	29	2			
2	D	1	Total	C	H				0
			40	13	27				
2	D	1	Total	C	H				0
			40	13	27				
2	D	1	Total	C	H	N	O	P	0
			118	36	72	1	8	1	
2	D	1	Total	C	H	O			0
			45	15	28	2			
2	D	1	Total	C	H				0
			34	11	23				
2	D	1	Total	C	H				0
			37	12	25				
2	D	1	Total	C	H	O			0
			91	30	57	4			
2	D	1	Total	C	H				0
			28	9	19				
2	D	1	Total	C	H				0
			31	10	21				

Continued on next page...

Continued from previous page...

Mol	Chain	Residues	Atoms	AltConf
2	E	1	Total C H O 94 31 59 4	0
2	E	1	Total C H 41 14 27	0
2	E	1	Total C H 40 13 27	0
2	E	1	Total C H O 46 15 29 2	0
2	E	1	Total C H 40 13 27	0
2	E	1	Total C H 40 13 27	0
2	E	1	Total C H 40 13 27	0
2	E	1	Total C H N O P 118 36 72 1 8 1	0
2	E	1	Total C H O 45 15 28 2	0
2	E	1	Total C H 34 11 23	0
2	E	1	Total C H 37 12 25	0
2	E	1	Total C H O 91 30 57 4	0
2	E	1	Total C H 28 9 19	0
2	E	1	Total C H 31 10 21	0
2	F	1	Total C H O 94 31 59 4	0
2	F	1	Total C H 41 14 27	0
2	F	1	Total C H 40 13 27	0
2	F	1	Total C H O 46 15 29 2	0
2	F	1	Total C H 40 13 27	0
2	F	1	Total C H 40 13 27	0
2	F	1	Total C H 40 13 27	0

Continued on next page...

Continued from previous page...

Mol	Chain	Residues	Atoms						AltConf
2	F	1	Total	C	H	N	O	P	0
			118	36	72	1	8	1	
2	F	1	Total	C	H	O			0
			45	15	28	2			
2	F	1	Total	C	H				0
			34	11	23				
2	F	1	Total	C	H				0
			37	12	25				
2	F	1	Total	C	H	O			0
			91	30	57	4			
2	F	1	Total	C	H				0
			28	9	19				
2	F	1	Total	C	H				0
			31	10	21				
2	G	1	Total	C	H	N	O	P	0
			118	36	72	1	8	1	
2	G	1	Total	C	H	O			0
			45	15	28	2			
2	G	1	Total	C	H				0
			34	11	23				
2	G	1	Total	C	H				0
			37	12	25				
2	G	1	Total	C	H	O			0
			91	30	57	4			
2	G	1	Total	C	H				0
			28	9	19				
2	G	1	Total	C	H				0
			31	10	21				
2	G	1	Total	C	H	O			0
			94	31	59	4			
2	G	1	Total	C	H				0
			41	14	27				
2	G	1	Total	C	H				0
			40	13	27				
2	G	1	Total	C	H	O			0
			46	15	29	2			
2	G	1	Total	C	H				0
			40	13	27				
2	G	1	Total	C	H				0
			40	13	27				
2	G	1	Total	C	H				0
			40	13	27				

Continued on next page...

Continued from previous page...

Mol	Chain	Residues	Atoms	AltConf
2	H	1	Total C H O 94 31 59 4	0
2	H	1	Total C H 41 14 27	0
2	H	1	Total C H 40 13 27	0
2	H	1	Total C H O 46 15 29 2	0
2	H	1	Total C H 40 13 27	0
2	H	1	Total C H 40 13 27	0
2	H	1	Total C H 40 13 27	0
2	H	1	Total C H N O P 118 36 72 1 8 1	0
2	H	1	Total C H O 45 15 28 2	0
2	H	1	Total C H 34 11 23	0
2	H	1	Total C H 37 12 25	0
2	H	1	Total C H O 91 30 57 4	0
2	H	1	Total C H 28 9 19	0
2	H	1	Total C H 31 10 21	0
2	I	1	Total C H O 94 31 59 4	0
2	I	1	Total C H 41 14 27	0
2	I	1	Total C H 40 13 27	0
2	I	1	Total C H O 46 15 29 2	0
2	I	1	Total C H 40 13 27	0
2	I	1	Total C H 40 13 27	0
2	I	1	Total C H 40 13 27	0

Continued on next page...

Continued from previous page...

Mol	Chain	Residues	Atoms						AltConf
2	I	1	Total	C	H	N	O	P	0
			118	36	72	1	8	1	
2	I	1	Total	C	H	O			0
			45	15	28	2			
2	I	1	Total	C	H				0
			34	11	23				
2	I	1	Total	C	H				0
			37	12	25				
2	I	1	Total	C	H	O			0
			91	30	57	4			
2	I	1	Total	C	H				0
			28	9	19				
2	I	1	Total	C	H				0
			31	10	21				
2	J	1	Total	C	H	O			0
			94	31	59	4			
2	J	1	Total	C	H				0
			41	14	27				
2	J	1	Total	C	H				0
			40	13	27				
2	J	1	Total	C	H	O			0
			46	15	29	2			
2	J	1	Total	C	H				0
			40	13	27				
2	J	1	Total	C	H				0
			40	13	27				
2	J	1	Total	C	H	N	O	P	0
			118	36	72	1	8	1	
2	J	1	Total	C	H	O			0
			45	15	28	2			
2	J	1	Total	C	H				0
			34	11	23				
2	J	1	Total	C	H				0
			37	12	25				
2	J	1	Total	C	H	O			0
			91	30	57	4			
2	J	1	Total	C	H				0
			28	9	19				
2	J	1	Total	C	H				0
			31	10	21				

Continued on next page...

Continued from previous page...

Mol	Chain	Residues	Atoms	AltConf
2	K	1	Total C H O 94 31 59 4	0
2	K	1	Total C H 41 14 27	0
2	K	1	Total C H 40 13 27	0
2	K	1	Total C H O 46 15 29 2	0
2	K	1	Total C H 40 13 27	0
2	K	1	Total C H 40 13 27	0
2	K	1	Total C H 40 13 27	0
2	K	1	Total C H N O P 118 36 72 1 8 1	0
2	K	1	Total C H O 45 15 28 2	0
2	K	1	Total C H 34 11 23	0
2	K	1	Total C H 37 12 25	0
2	K	1	Total C H O 91 30 57 4	0
2	K	1	Total C H 28 9 19	0
2	K	1	Total C H 31 10 21	0
2	L	1	Total C H O 94 31 59 4	0
2	L	1	Total C H 41 14 27	0
2	L	1	Total C H 40 13 27	0
2	L	1	Total C H O 46 15 29 2	0
2	L	1	Total C H 40 13 27	0
2	L	1	Total C H 40 13 27	0
2	L	1	Total C H 40 13 27	0

Continued on next page...

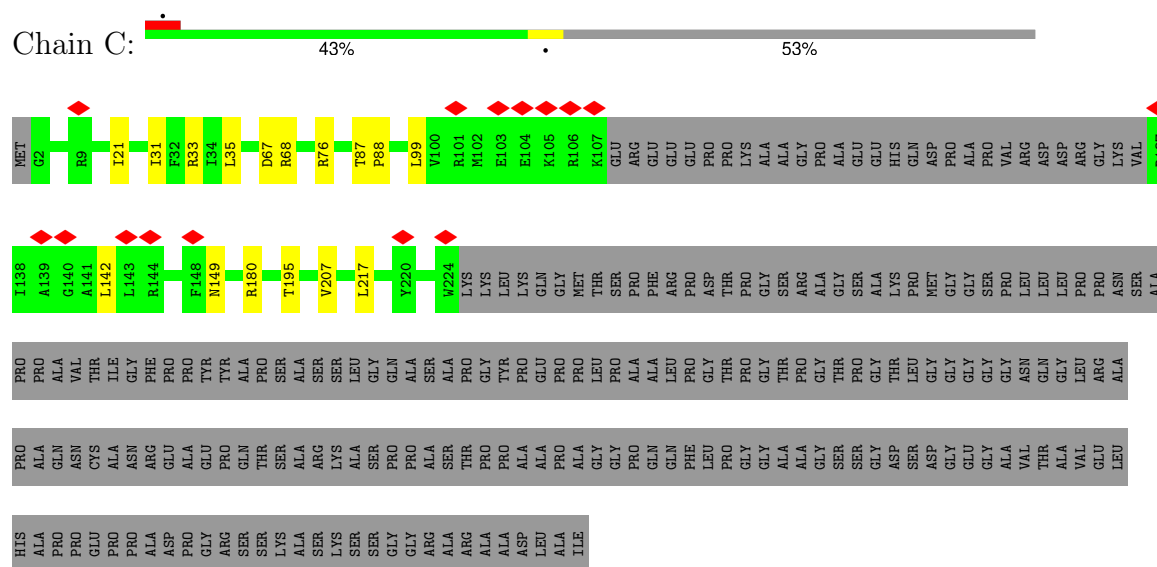
Continued from previous page...

Mol	Chain	Residues	Atoms					AltConf	
2	L	1	Total	C	H	N	O	P	0
			118	36	72	1	8	1	
2	L	1	Total	C	H	O			0
			45	15	28	2			
2	L	1	Total	C	H				0
			34	11	23				
2	L	1	Total	C	H				0
			37	12	25				
2	L	1	Total	C	H	O			0
			91	30	57	4			
2	L	1	Total	C	H				0
			28	9	19				
2	L	1	Total	C	H				0
			31	10	21				

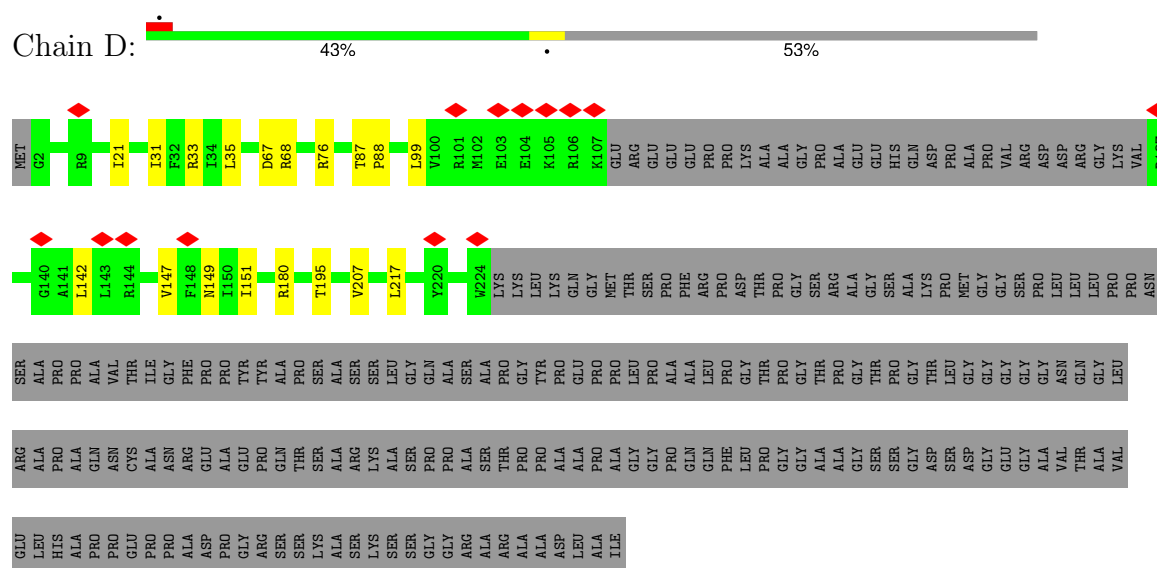
- Molecule 3 is water.

Mol	Chain	Residues	Atoms		AltConf
3	A	13	Total	O	0
			13	13	
3	B	13	Total	O	0
			13	13	
3	C	13	Total	O	0
			13	13	
3	D	13	Total	O	0
			13	13	
3	E	13	Total	O	0
			13	13	
3	F	13	Total	O	0
			13	13	
3	G	13	Total	O	0
			13	13	
3	H	13	Total	O	0
			13	13	
3	I	13	Total	O	0
			13	13	
3	J	13	Total	O	0
			13	13	
3	K	13	Total	O	0
			13	13	
3	L	13	Total	O	0
			13	13	

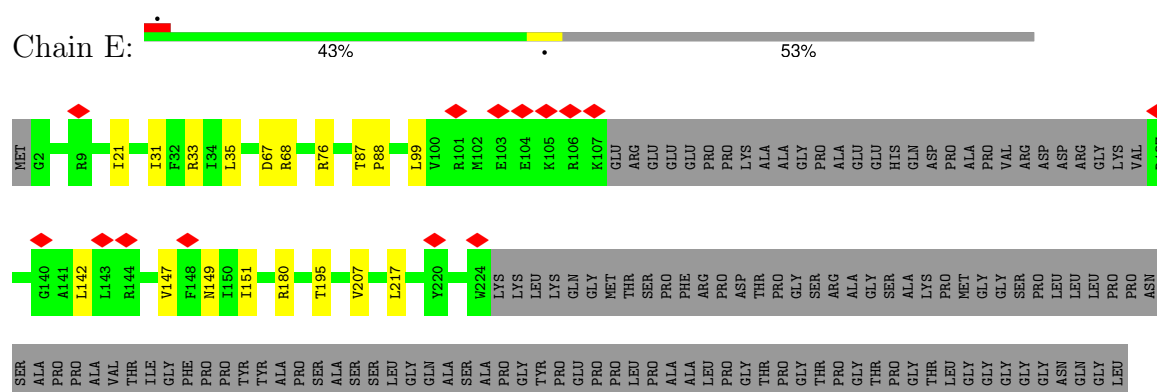
- Molecule 1: Gap junction alpha-3 protein



- Molecule 1: Gap junction alpha-3 protein

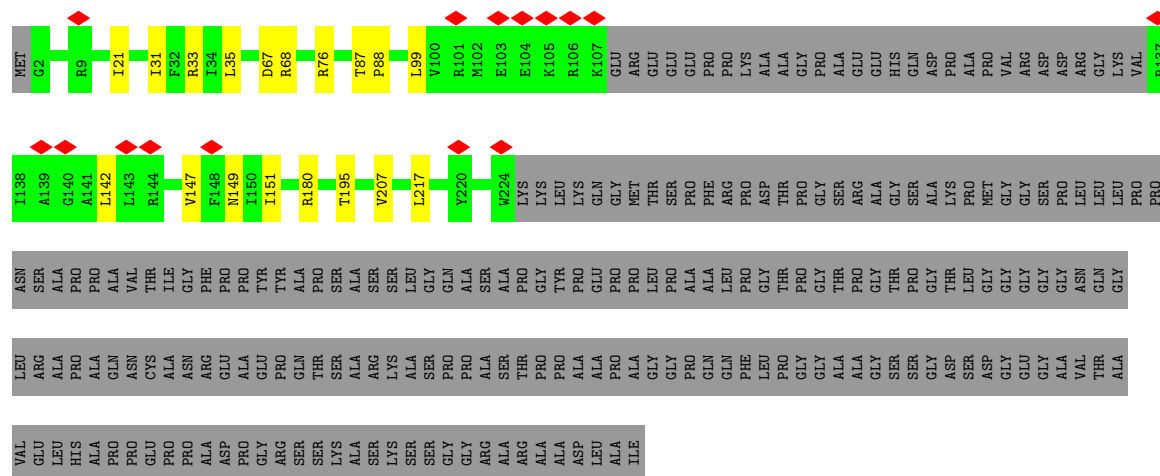


- Molecule 1: Gap junction alpha-3 protein



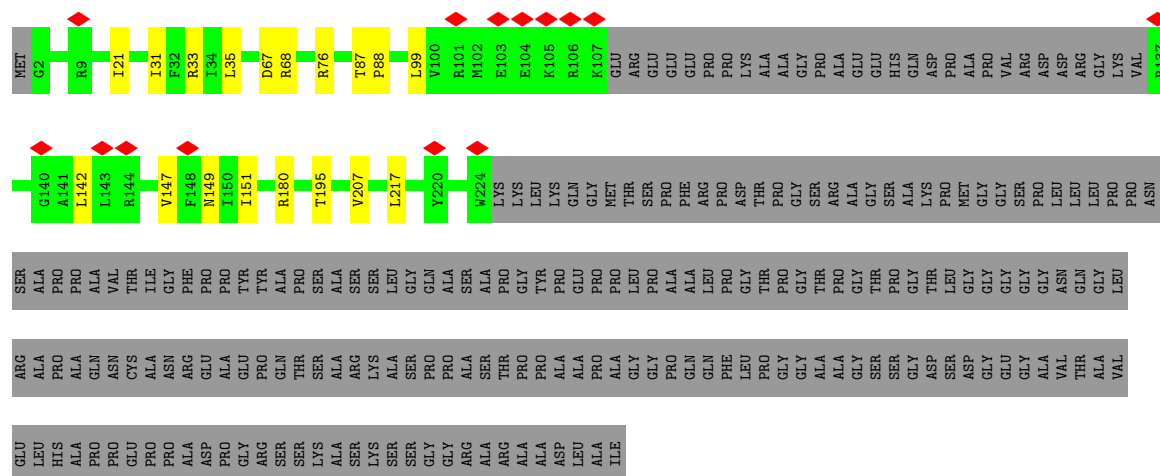
- Molecule 1: Gap junction alpha-3 protein

Chain F:  43% 53%



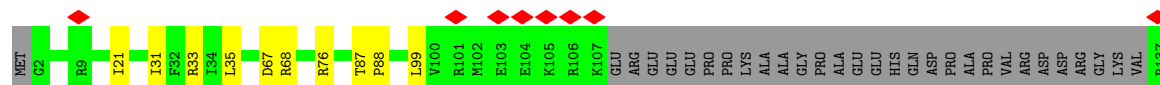
- Molecule 1: Gap junction alpha-3 protein

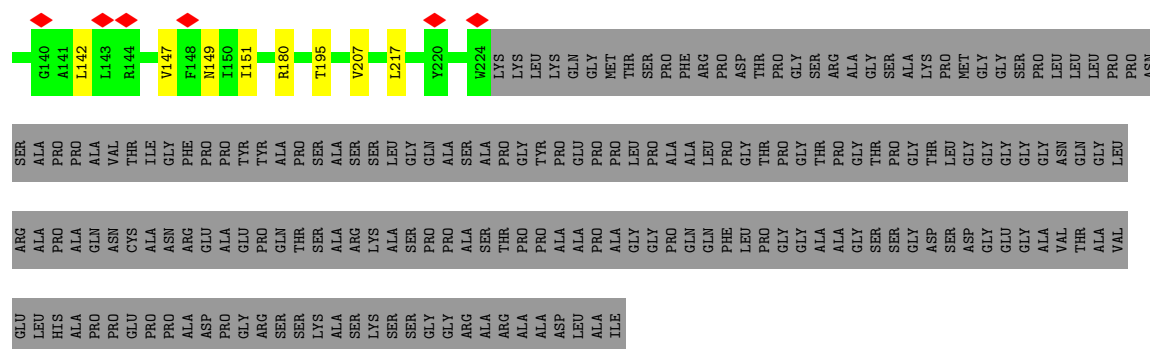
Chain G:  43% 53%



- Molecule 1: Gap junction alpha-3 protein

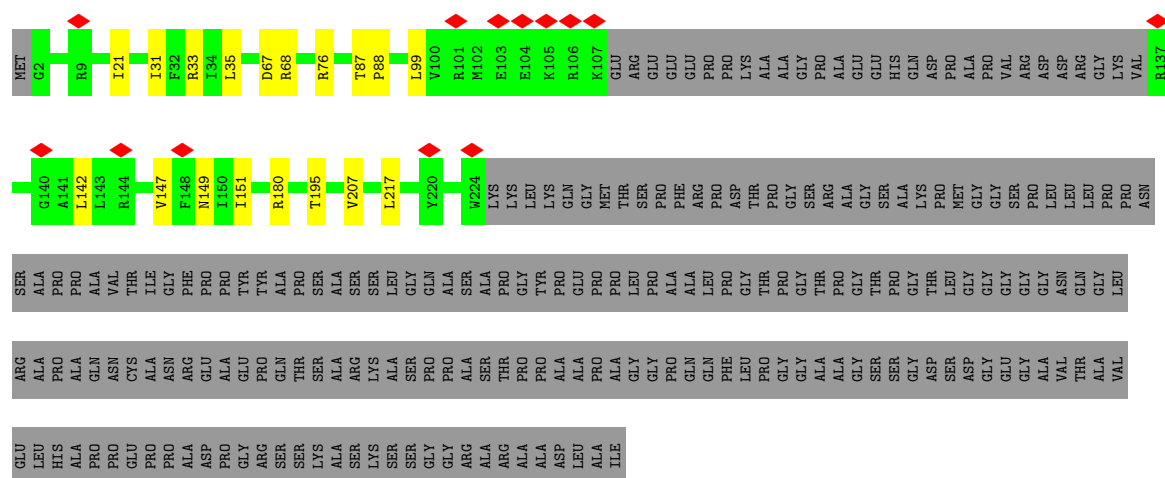
Chain H: 43% 5%





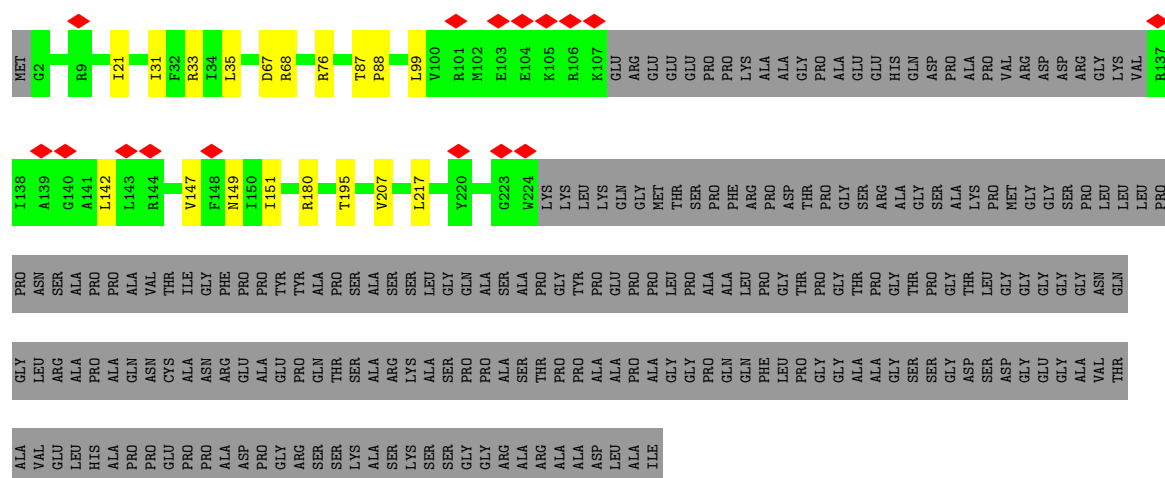
• Molecule 1: Gap junction alpha-3 protein

Chain I: 43% 53%

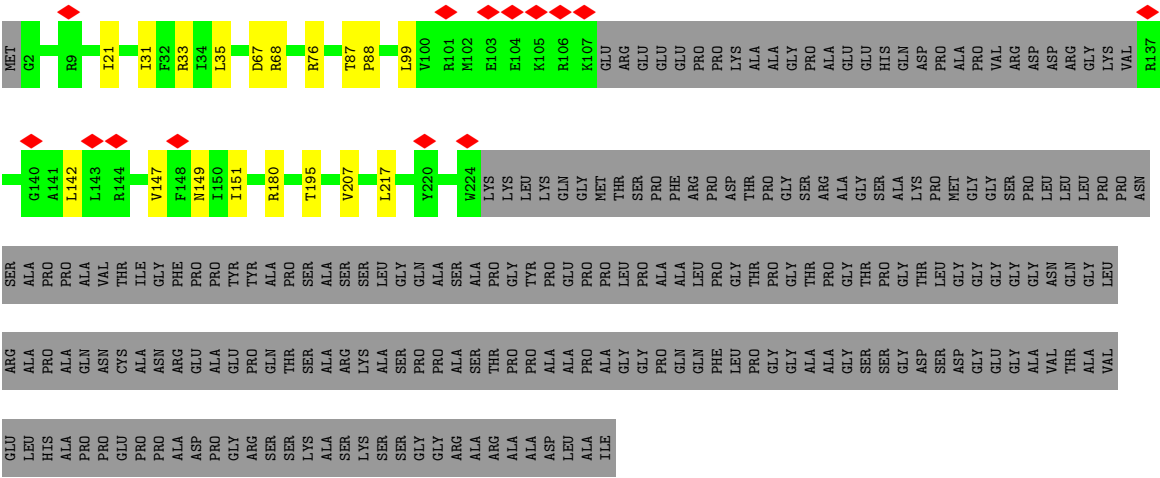


• Molecule 1: Gap junction alpha-3 protein

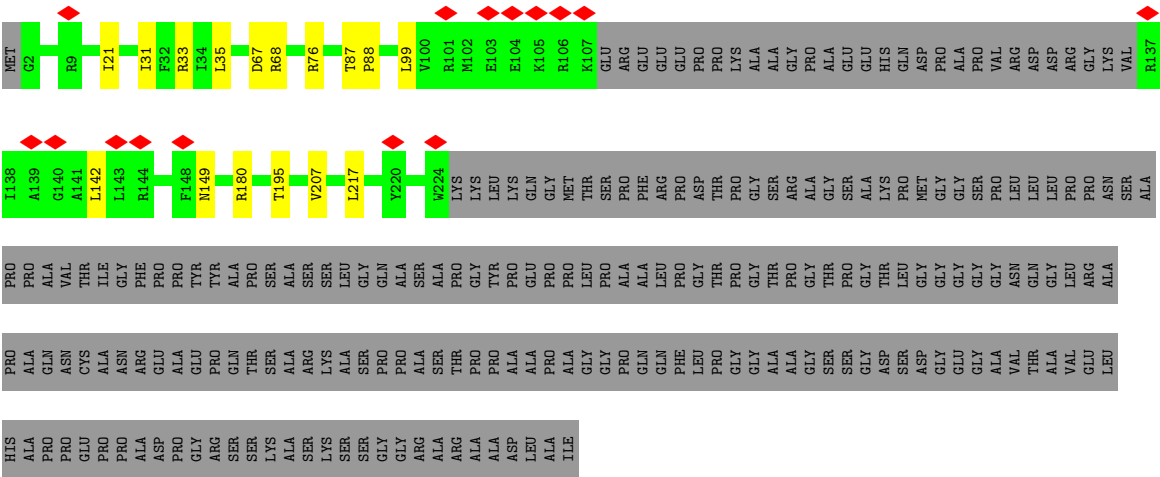
Chain J: 43% 53%



• Molecule 1: Gap junction alpha-3 protein



• Molecule 1: Gap junction alpha-3 protein



4 Experimental information

Property	Value	Source
EM reconstruction method	SINGLE PARTICLE	Depositor
Imposed symmetry	POINT, D6	Depositor
Number of particles used	6942	Depositor
Resolution determination method	FSC 0.143 CUT-OFF	Depositor
CTF correction method	PHASE FLIPPING AND AMPLITUDE CORRECTION	Depositor
Microscope	FEI TITAN KRIOS	Depositor
Voltage (kV)	300	Depositor
Electron dose ($e^-/\text{\AA}^2$)	52.5	Depositor
Minimum defocus (nm)	Not provided	
Maximum defocus (nm)	Not provided	
Magnification	Not provided	
Image detector	FEI FALCON III (4k x 4k)	Depositor
Maximum map value	0.396	Depositor
Minimum map value	-0.257	Depositor
Average map value	0.000	Depositor
Map value standard deviation	0.012	Depositor
Recommended contour level	0.045	Depositor
Map size (\AA)	259.6, 259.6, 259.6	wwPDB
Map dimensions	400, 400, 400	wwPDB
Map angles ($^\circ$)	90.0, 90.0, 90.0	wwPDB
Pixel spacing (\AA)	0.649, 0.649, 0.649	Depositor

5 Model quality [i](#)

5.1 Standard geometry [i](#)

Bond lengths and bond angles in the following residue types are not validated in this section: MC3

The Z score for a bond length (or angle) is the number of standard deviations the observed value is removed from the expected value. A bond length (or angle) with $|Z| > 5$ is considered an outlier worth inspection. RMSZ is the root-mean-square of all Z scores of the bond lengths (or angles).

Mol	Chain	Bond lengths		Bond angles	
		RMSZ	$\# Z > 5$	RMSZ	$\# Z > 5$
1	A	0.44	0/1635	0.51	0/2223
1	B	0.44	0/1635	0.51	0/2223
1	C	0.44	0/1635	0.51	0/2223
1	D	0.44	0/1635	0.51	0/2223
1	E	0.44	0/1635	0.51	0/2223
1	F	0.44	0/1635	0.51	0/2223
1	G	0.44	0/1635	0.51	0/2223
1	H	0.44	0/1635	0.51	0/2223
1	I	0.44	0/1635	0.51	0/2223
1	J	0.44	0/1635	0.51	0/2223
1	K	0.44	0/1635	0.51	0/2223
1	L	0.44	0/1635	0.51	0/2223
All	All	0.44	0/19620	0.51	0/26676

There are no bond length outliers.

There are no bond angle outliers.

There are no chirality outliers.

There are no planarity outliers.

5.2 Too-close contacts [i](#)

In the following table, the Non-H and H(model) columns list the number of non-hydrogen atoms and hydrogen atoms in the chain respectively. The H(added) column lists the number of hydrogen atoms added and optimized by MolProbity. The Clashes column lists the number of clashes within the asymmetric unit, whereas Symm-Clashes lists symmetry-related clashes.

Mol	Chain	Non-H	H(model)	H(added)	Clashes	Symm-Clashes
1	A	1590	1590	1590	10	0

Continued on next page...

Continued from previous page...

Mol	Chain	Non-H	H(model)	H(added)	Clashes	Symm-Clashes
1	B	1590	1590	1590	10	0
1	C	1590	1590	1590	9	0
1	D	1590	1590	1590	10	0
1	E	1590	1590	1590	10	0
1	F	1590	1590	1590	10	0
1	G	1590	1590	1590	10	0
1	H	1590	1590	1590	10	0
1	I	1590	1590	1590	10	0
1	J	1590	1590	1590	10	0
1	K	1590	1590	1590	10	0
1	L	1590	1590	1590	9	0
2	A	257	468	446	1	0
2	B	257	468	446	1	0
2	C	257	468	446	1	0
2	D	257	468	446	1	0
2	E	257	468	446	1	0
2	F	257	468	446	1	0
2	G	257	468	446	1	0
2	H	257	468	446	1	0
2	I	257	468	446	1	0
2	J	257	468	446	1	0
2	K	257	468	446	1	0
2	L	257	468	446	1	0
3	A	13	0	0	0	0
3	B	13	0	0	0	0
3	C	13	0	0	0	0
3	D	13	0	0	0	0
3	E	13	0	0	0	0
3	F	13	0	0	0	0
3	G	13	0	0	0	0
3	H	13	0	0	0	0
3	I	13	0	0	0	0
3	J	13	0	0	0	0
3	K	13	0	0	0	0
3	L	13	0	0	0	0
All	All	22320	24696	24432	118	0

The all-atom clashscore is defined as the number of clashes found per 1000 atoms (including hydrogen atoms). The all-atom clashscore for this structure is 3.

All (118) close contacts within the same asymmetric unit are listed below, sorted by their clash magnitude.

Atom-1	Atom-2	Interatomic distance (Å)	Clash overlap (Å)
1:E:68:ARG:HE	1:E:180:ARG:HD2	1.71	0.55
1:H:68:ARG:HE	1:H:180:ARG:HD2	1.70	0.55
1:K:68:ARG:HE	1:K:180:ARG:HD2	1.70	0.55
1:F:68:ARG:HE	1:F:180:ARG:HD2	1.71	0.55
1:I:68:ARG:HE	1:I:180:ARG:HD2	1.71	0.55
1:B:68:ARG:HE	1:B:180:ARG:HD2	1.71	0.55
1:J:68:ARG:HE	1:J:180:ARG:HD2	1.71	0.55
1:A:68:ARG:HE	1:A:180:ARG:HD2	1.70	0.55
1:D:68:ARG:HE	1:D:180:ARG:HD2	1.71	0.55
1:C:68:ARG:HE	1:C:180:ARG:HD2	1.70	0.55
1:G:68:ARG:HE	1:G:180:ARG:HD2	1.71	0.55
1:L:68:ARG:HE	1:L:180:ARG:HD2	1.70	0.55
1:B:67:ASP:CG	1:C:195:THR:HG1	2.16	0.49
1:K:67:ASP:CG	1:L:195:THR:HG1	2.16	0.49
1:A:87:THR:HB	1:A:88:PRO:HD3	1.97	0.47
1:J:87:THR:HB	1:J:88:PRO:HD3	1.97	0.47
1:E:87:THR:HB	1:E:88:PRO:HD3	1.97	0.47
1:H:87:THR:HB	1:H:88:PRO:HD3	1.97	0.46
1:D:87:THR:HB	1:D:88:PRO:HD3	1.97	0.46
1:K:87:THR:HB	1:K:88:PRO:HD3	1.97	0.46
1:B:87:THR:HB	1:B:88:PRO:HD3	1.97	0.46
1:G:87:THR:HB	1:G:88:PRO:HD3	1.97	0.46
1:J:67:ASP:OD2	1:K:195:THR:OG1	2.34	0.46
1:A:67:ASP:OD2	1:B:195:THR:OG1	2.34	0.46
1:A:195:THR:OG1	1:F:67:ASP:OD2	2.34	0.46
1:F:87:THR:HB	1:F:88:PRO:HD3	1.97	0.45
1:C:87:THR:HB	1:C:88:PRO:HD3	1.97	0.45
1:L:87:THR:HB	1:L:88:PRO:HD3	1.97	0.45
1:I:87:THR:HB	1:I:88:PRO:HD3	1.97	0.45
1:A:33:ARG:HG2	1:A:207:VAL:HG11	1.99	0.45
1:F:33:ARG:HG2	1:F:207:VAL:HG11	1.99	0.45
1:I:33:ARG:HG2	1:I:207:VAL:HG11	1.99	0.45
1:J:33:ARG:HG2	1:J:207:VAL:HG11	1.99	0.45
1:B:33:ARG:HG2	1:B:207:VAL:HG11	1.99	0.44
1:G:67:ASP:OD2	1:H:195:THR:OG1	2.34	0.44
1:K:33:ARG:HG2	1:K:207:VAL:HG11	1.99	0.44
1:D:67:ASP:OD2	1:E:195:THR:OG1	2.34	0.44
1:L:33:ARG:HG2	1:L:207:VAL:HG11	1.99	0.44
1:C:33:ARG:HG2	1:C:207:VAL:HG11	1.99	0.44
1:C:67:ASP:OD2	1:D:195:THR:OG1	2.34	0.44
1:G:195:THR:OG1	1:L:67:ASP:OD2	2.34	0.43
1:H:67:ASP:OD2	1:I:195:THR:OG1	2.34	0.43

Continued on next page...

Continued from previous page...

Atom-1	Atom-2	Interatomic distance (Å)	Clash overlap (Å)
1:E:33:ARG:HG2	1:E:207:VAL:HG11	1.99	0.43
1:H:33:ARG:HG2	1:H:207:VAL:HG11	1.99	0.43
1:D:33:ARG:HG2	1:D:207:VAL:HG11	1.99	0.43
1:E:67:ASP:OD2	1:F:195:THR:OG1	2.34	0.43
1:G:33:ARG:HG2	1:G:207:VAL:HG11	1.99	0.43
2:E:508:MC3:C1	2:E:508:MC3:C4	2.97	0.43
2:H:508:MC3:C1	2:H:508:MC3:C4	2.97	0.43
2:B:508:MC3:C1	2:B:508:MC3:C4	2.97	0.43
2:K:508:MC3:C1	2:K:508:MC3:C4	2.97	0.43
2:C:508:MC3:C1	2:C:508:MC3:C4	2.97	0.42
2:L:508:MC3:C1	2:L:508:MC3:C4	2.97	0.42
2:A:501:MC3:C1	2:A:501:MC3:C4	2.97	0.42
2:J:508:MC3:C1	2:J:508:MC3:C4	2.97	0.42
1:D:21:ILE:HD13	1:D:217:LEU:HB3	2.02	0.42
2:F:508:MC3:C1	2:F:508:MC3:C4	2.97	0.42
1:G:21:ILE:HD13	1:G:217:LEU:HB3	2.02	0.42
2:I:508:MC3:C1	2:I:508:MC3:C4	2.97	0.42
1:K:21:ILE:HD13	1:K:217:LEU:HB3	2.02	0.42
1:B:21:ILE:HD13	1:B:217:LEU:HB3	2.02	0.42
1:I:67:ASP:OD2	1:J:195:THR:OG1	2.34	0.42
1:B:88:PRO:HB2	1:B:149:ASN:OD1	2.20	0.42
2:D:508:MC3:C1	2:D:508:MC3:C4	2.97	0.42
1:D:88:PRO:HB2	1:D:149:ASN:OD1	2.20	0.41
1:K:88:PRO:HB2	1:K:149:ASN:OD1	2.20	0.41
1:E:88:PRO:HB2	1:E:149:ASN:OD1	2.20	0.41
1:G:88:PRO:HB2	1:G:149:ASN:OD1	2.20	0.41
2:G:501:MC3:C1	2:G:501:MC3:C4	2.97	0.41
1:I:88:PRO:HB2	1:I:149:ASN:OD1	2.20	0.41
1:F:88:PRO:HB2	1:F:149:ASN:OD1	2.20	0.41
1:H:88:PRO:HB2	1:H:149:ASN:OD1	2.20	0.41
1:H:31:ILE:O	1:H:35:LEU:HB3	2.21	0.41
1:A:21:ILE:HD13	1:A:217:LEU:HB3	2.02	0.41
1:E:31:ILE:O	1:E:35:LEU:HB3	2.21	0.41
1:J:21:ILE:HD13	1:J:217:LEU:HB3	2.02	0.41
1:A:31:ILE:O	1:A:35:LEU:HB3	2.21	0.41
1:A:99:LEU:HD22	1:A:142:LEU:HD21	2.02	0.41
1:C:88:PRO:HB2	1:C:149:ASN:OD1	2.20	0.41
1:F:31:ILE:O	1:F:35:LEU:HB3	2.21	0.41
1:H:21:ILE:HD13	1:H:217:LEU:HB3	2.02	0.41
1:I:31:ILE:O	1:I:35:LEU:HB3	2.21	0.41
1:J:31:ILE:O	1:J:35:LEU:HB3	2.21	0.41

Continued on next page...

Continued from previous page...

Atom-1	Atom-2	Interatomic distance (Å)	Clash overlap (Å)
1:J:99:LEU:HD22	1:J:142:LEU:HD21	2.02	0.41
1:L:88:PRO:HB2	1:L:149:ASN:OD1	2.20	0.41
1:A:88:PRO:HB2	1:A:149:ASN:OD1	2.20	0.41
1:B:147:VAL:O	1:B:151:ILE:HG12	2.21	0.41
1:D:31:ILE:O	1:D:35:LEU:HB3	2.21	0.41
1:E:21:ILE:HD13	1:E:217:LEU:HB3	2.02	0.41
1:G:31:ILE:O	1:G:35:LEU:HB3	2.21	0.41
1:C:31:ILE:O	1:C:35:LEU:HB3	2.21	0.41
1:F:147:VAL:O	1:F:151:ILE:HG12	2.21	0.41
1:G:147:VAL:O	1:G:151:ILE:HG12	2.21	0.41
1:I:147:VAL:O	1:I:151:ILE:HG12	2.21	0.41
1:K:147:VAL:O	1:K:151:ILE:HG12	2.21	0.41
1:A:147:VAL:O	1:A:151:ILE:HG12	2.21	0.41
1:C:21:ILE:HD13	1:C:217:LEU:HB3	2.02	0.41
1:C:99:LEU:HD22	1:C:142:LEU:HD21	2.02	0.41
1:D:147:VAL:O	1:D:151:ILE:HG12	2.21	0.41
1:F:99:LEU:HD22	1:F:142:LEU:HD21	2.02	0.41
1:I:99:LEU:HD22	1:I:142:LEU:HD21	2.02	0.41
1:J:88:PRO:HB2	1:J:149:ASN:OD1	2.20	0.41
1:J:147:VAL:O	1:J:151:ILE:HG12	2.21	0.41
1:L:31:ILE:O	1:L:35:LEU:HB3	2.21	0.41
1:K:31:ILE:O	1:K:35:LEU:HB3	2.21	0.41
1:L:21:ILE:HD13	1:L:217:LEU:HB3	2.02	0.40
1:L:99:LEU:HD22	1:L:142:LEU:HD21	2.02	0.40
1:F:21:ILE:HD13	1:F:217:LEU:HB3	2.02	0.40
1:B:31:ILE:O	1:B:35:LEU:HB3	2.21	0.40
1:E:147:VAL:O	1:E:151:ILE:HG12	2.21	0.40
1:I:21:ILE:HD13	1:I:217:LEU:HB3	2.02	0.40
1:K:99:LEU:HD22	1:K:142:LEU:HD21	2.02	0.40
1:D:99:LEU:HD22	1:D:142:LEU:HD21	2.02	0.40
1:B:99:LEU:HD22	1:B:142:LEU:HD21	2.02	0.40
1:E:99:LEU:HD22	1:E:142:LEU:HD21	2.02	0.40
1:G:99:LEU:HD22	1:G:142:LEU:HD21	2.02	0.40
1:H:99:LEU:HD22	1:H:142:LEU:HD21	2.02	0.40
1:H:147:VAL:O	1:H:151:ILE:HG12	2.21	0.40

There are no symmetry-related clashes.

5.3 Torsion angles

5.3.1 Protein backbone

In the following table, the Percentiles column shows the percent Ramachandran outliers of the chain as a percentile score with respect to all PDB entries followed by that with respect to all EM entries.

The Analysed column shows the number of residues for which the backbone conformation was analysed, and the total number of residues.

Mol	Chain	Analysed	Favoured	Allowed	Outliers	Percentiles	
1	A	190/413 (46%)	187 (98%)	3 (2%)	0	100	100
1	B	190/413 (46%)	187 (98%)	3 (2%)	0	100	100
1	C	190/413 (46%)	187 (98%)	3 (2%)	0	100	100
1	D	190/413 (46%)	187 (98%)	3 (2%)	0	100	100
1	E	190/413 (46%)	187 (98%)	3 (2%)	0	100	100
1	F	190/413 (46%)	187 (98%)	3 (2%)	0	100	100
1	G	190/413 (46%)	187 (98%)	3 (2%)	0	100	100
1	H	190/413 (46%)	187 (98%)	3 (2%)	0	100	100
1	I	190/413 (46%)	187 (98%)	3 (2%)	0	100	100
1	J	190/413 (46%)	187 (98%)	3 (2%)	0	100	100
1	K	190/413 (46%)	187 (98%)	3 (2%)	0	100	100
1	L	190/413 (46%)	187 (98%)	3 (2%)	0	100	100
All	All	2280/4956 (46%)	2244 (98%)	36 (2%)	0	100	100

There are no Ramachandran outliers to report.

5.3.2 Protein sidechains

In the following table, the Percentiles column shows the percent sidechain outliers of the chain as a percentile score with respect to all PDB entries followed by that with respect to all EM entries.

The Analysed column shows the number of residues for which the sidechain conformation was analysed, and the total number of residues.

Mol	Chain	Analysed	Rotameric	Outliers	Percentiles	
1	A	172/325 (53%)	171 (99%)	1 (1%)	84	94
1	B	172/325 (53%)	171 (99%)	1 (1%)	84	94

Continued on next page...

Continued from previous page...

Mol	Chain	Analysed	Rotameric	Outliers	Percentiles	
1	C	172/325 (53%)	171 (99%)	1 (1%)	84	94
1	D	172/325 (53%)	171 (99%)	1 (1%)	84	94
1	E	172/325 (53%)	171 (99%)	1 (1%)	84	94
1	F	172/325 (53%)	171 (99%)	1 (1%)	84	94
1	G	172/325 (53%)	171 (99%)	1 (1%)	84	94
1	H	172/325 (53%)	171 (99%)	1 (1%)	84	94
1	I	172/325 (53%)	171 (99%)	1 (1%)	84	94
1	J	172/325 (53%)	171 (99%)	1 (1%)	84	94
1	K	172/325 (53%)	171 (99%)	1 (1%)	84	94
1	L	172/325 (53%)	171 (99%)	1 (1%)	84	94
All	All	2064/3900 (53%)	2052 (99%)	12 (1%)	82	94

All (12) residues with a non-rotameric sidechain are listed below:

Mol	Chain	Res	Type
1	A	76	ARG
1	B	76	ARG
1	C	76	ARG
1	D	76	ARG
1	E	76	ARG
1	F	76	ARG
1	G	76	ARG
1	H	76	ARG
1	I	76	ARG
1	J	76	ARG
1	K	76	ARG
1	L	76	ARG

Sometimes sidechains can be flipped to improve hydrogen bonding and reduce clashes. There are no such sidechains identified.

5.3.3 RNA ⓘ

There are no RNA molecules in this entry.

5.4 Non-standard residues in protein, DNA, RNA chains [i](#)

There are no non-standard protein/DNA/RNA residues in this entry.

5.5 Carbohydrates [i](#)

There are no oligosaccharides in this entry.

5.6 Ligand geometry [i](#)

168 ligands are modelled in this entry.

In the following table, the Counts columns list the number of bonds (or angles) for which Mogul statistics could be retrieved, the number of bonds (or angles) that are observed in the model and the number of bonds (or angles) that are defined in the Chemical Component Dictionary. The Link column lists molecule types, if any, to which the group is linked. The Z score for a bond length (or angle) is the number of standard deviations the observed value is removed from the expected value. A bond length (or angle) with $|Z| > 2$ is considered an outlier worth inspection. RMSZ is the root-mean-square of all Z scores of the bond lengths (or angles).

Mol	Type	Chain	Res	Link	Bond lengths			Bond angles		
					Counts	RMSZ	$\# Z > 2$	Counts	RMSZ	$\# Z > 2$
2	MC3	I	510	-	10,10,45	0.31	0	9,9,53	0.85	0
2	MC3	D	504	-	16,16,45	0.94	2 (12%)	16,16,53	1.03	1 (6%)
2	MC3	H	513	-	8,8,45	0.33	0	7,7,53	0.78	0
2	MC3	I	507	-	12,12,45	0.30	0	11,11,53	0.87	0
2	MC3	A	503	-	10,10,45	0.31	0	9,9,53	0.85	0
2	MC3	E	509	-	16,16,45	0.91	2 (12%)	16,16,53	0.97	0
2	MC3	J	505	-	12,12,45	0.30	0	11,11,53	0.87	0
2	MC3	E	514	-	9,9,45	0.30	0	8,8,53	0.85	0
2	MC3	L	501	-	34,34,45	1.06	4 (11%)	36,36,53	1.19	3 (8%)
2	MC3	F	503	-	12,12,45	0.26	0	11,11,53	0.85	0
2	MC3	K	510	-	10,10,45	0.31	0	9,9,53	0.85	0
2	MC3	K	511	-	11,11,45	0.30	0	10,10,53	0.85	0
2	MC3	L	514	-	9,9,45	0.30	0	8,8,53	0.85	0
2	MC3	C	504	-	16,16,45	0.94	2 (12%)	16,16,53	1.03	1 (6%)
2	MC3	D	509	-	16,16,45	0.91	2 (12%)	16,16,53	0.97	0
2	MC3	E	510	-	10,10,45	0.31	0	9,9,53	0.85	0
2	MC3	A	511	-	16,16,45	0.94	2 (12%)	16,16,53	1.04	1 (6%)
2	MC3	I	504	-	16,16,45	0.94	2 (12%)	16,16,53	1.03	1 (6%)
2	MC3	E	512	-	33,33,45	0.86	2 (6%)	34,34,53	1.14	2 (5%)
2	MC3	C	511	-	11,11,45	0.30	0	10,10,53	0.85	0

Mol	Type	Chain	Res	Link	Bond lengths			Bond angles		
					Counts	RMSZ	# Z > 2	Counts	RMSZ	# Z > 2
2	MC3	J	512	-	33,33,45	0.86	2 (6%)	34,34,53	1.14	2 (5%)
2	MC3	F	504	-	16,16,45	0.94	2 (12%)	16,16,53	1.03	1 (6%)
2	MC3	D	514	-	9,9,45	0.30	0	8,8,53	0.85	0
2	MC3	J	506	-	12,12,45	0.32	0	11,11,53	0.84	0
2	MC3	C	509	-	16,16,45	0.91	2 (12%)	16,16,53	0.97	0
2	MC3	D	512	-	33,33,45	0.86	2 (6%)	34,34,53	1.14	2 (5%)
2	MC3	B	502	-	13,13,45	0.30	0	12,12,53	0.85	0
2	MC3	G	511	-	16,16,45	0.94	2 (12%)	16,16,53	1.03	1 (6%)
2	MC3	J	507	-	12,12,45	0.30	0	11,11,53	0.87	0
2	MC3	K	513	-	8,8,45	0.33	0	7,7,53	0.78	0
2	MC3	K	507	-	12,12,45	0.30	0	11,11,53	0.87	0
2	MC3	A	505	-	33,33,45	0.86	2 (6%)	34,34,53	1.14	2 (5%)
2	MC3	G	512	-	12,12,45	0.30	0	11,11,53	0.87	0
2	MC3	E	504	-	16,16,45	0.94	2 (12%)	16,16,53	1.03	1 (6%)
2	MC3	G	502	-	16,16,45	0.91	2 (12%)	16,16,53	0.97	0
2	MC3	H	501	-	34,34,45	1.06	4 (11%)	36,36,53	1.19	3 (8%)
2	MC3	C	512	-	33,33,45	0.86	2 (6%)	34,34,53	1.14	2 (5%)
2	MC3	D	510	-	10,10,45	0.31	0	9,9,53	0.85	0
2	MC3	F	506	-	12,12,45	0.32	0	11,11,53	0.84	0
2	MC3	J	502	-	13,13,45	0.30	0	12,12,53	0.85	0
2	MC3	B	505	-	12,12,45	0.30	0	11,11,53	0.87	0
2	MC3	F	513	-	8,8,45	0.33	0	7,7,53	0.78	0
2	MC3	K	501	-	34,34,45	1.06	4 (11%)	36,36,53	1.19	3 (8%)
2	MC3	A	506	-	8,8,45	0.33	0	7,7,53	0.78	0
2	MC3	I	508	-	45,45,45	1.05	3 (6%)	51,53,53	1.02	2 (3%)
2	MC3	H	514	-	9,9,45	0.30	0	8,8,53	0.85	0
2	MC3	I	513	-	8,8,45	0.33	0	7,7,53	0.78	0
2	MC3	G	504	-	11,11,45	0.30	0	10,10,53	0.85	0
2	MC3	B	508	-	45,45,45	1.05	3 (6%)	51,53,53	1.02	2 (3%)
2	MC3	B	501	-	34,34,45	1.06	4 (11%)	36,36,53	1.19	3 (8%)
2	MC3	H	510	-	10,10,45	0.31	0	9,9,53	0.85	0
2	MC3	E	513	-	8,8,45	0.32	0	7,7,53	0.78	0
2	MC3	I	501	-	34,34,45	1.06	4 (11%)	36,36,53	1.19	3 (8%)
2	MC3	G	508	-	34,34,45	1.06	4 (11%)	36,36,53	1.19	3 (8%)
2	MC3	F	510	-	10,10,45	0.31	0	9,9,53	0.85	0
2	MC3	H	505	-	12,12,45	0.30	0	11,11,53	0.87	0
2	MC3	H	504	-	16,16,45	0.94	2 (12%)	16,16,53	1.03	1 (6%)
2	MC3	B	509	-	16,16,45	0.91	2 (12%)	16,16,53	0.97	0
2	MC3	H	502	-	13,13,45	0.30	0	12,12,53	0.85	0

Mol	Type	Chain	Res	Link	Bond lengths			Bond angles		
					Counts	RMSZ	# Z > 2	Counts	RMSZ	# Z > 2
2	MC3	A	510	-	12,12,45	0.26	0	11,11,53	0.85	0
2	MC3	F	509	-	16,16,45	0.91	2 (12%)	16,16,53	0.97	0
2	MC3	C	503	-	12,12,45	0.26	0	11,11,53	0.85	0
2	MC3	A	507	-	9,9,45	0.30	0	8,8,53	0.85	0
2	MC3	D	505	-	12,12,45	0.30	0	11,11,53	0.87	0
2	MC3	H	511	-	11,11,45	0.30	0	10,10,53	0.85	0
2	MC3	K	502	-	13,13,45	0.30	0	12,12,53	0.85	0
2	MC3	E	503	-	12,12,45	0.26	0	11,11,53	0.85	0
2	MC3	J	511	-	11,11,45	0.30	0	10,10,53	0.85	0
2	MC3	A	502	-	16,16,45	0.91	2 (12%)	16,16,53	0.97	0
2	MC3	F	511	-	11,11,45	0.30	0	10,10,53	0.85	0
2	MC3	I	506	-	12,12,45	0.32	0	11,11,53	0.84	0
2	MC3	B	514	-	9,9,45	0.30	0	8,8,53	0.85	0
2	MC3	D	511	-	11,11,45	0.30	0	10,10,53	0.85	0
2	MC3	J	513	-	8,8,45	0.33	0	7,7,53	0.78	0
2	MC3	L	504	-	16,16,45	0.94	2 (12%)	16,16,53	1.03	1 (6%)
2	MC3	D	506	-	12,12,45	0.32	0	11,11,53	0.84	0
2	MC3	L	512	-	33,33,45	0.86	2 (6%)	34,34,53	1.14	2 (5%)
2	MC3	G	514	-	12,12,45	0.30	0	11,11,53	0.87	0
2	MC3	K	506	-	12,12,45	0.32	0	11,11,53	0.84	0
2	MC3	L	510	-	10,10,45	0.31	0	9,9,53	0.85	0
2	MC3	D	502	-	13,13,45	0.30	0	12,12,53	0.85	0
2	MC3	A	504	-	11,11,45	0.30	0	10,10,53	0.85	0
2	MC3	J	501	-	34,34,45	1.06	4 (11%)	36,36,53	1.19	3 (8%)
2	MC3	J	514	-	9,9,45	0.30	0	8,8,53	0.85	0
2	MC3	I	511	-	11,11,45	0.30	0	10,10,53	0.85	0
2	MC3	C	506	-	12,12,45	0.32	0	11,11,53	0.84	0
2	MC3	I	505	-	12,12,45	0.30	0	11,11,53	0.87	0
2	MC3	B	504	-	16,16,45	0.94	2 (12%)	16,16,53	1.03	1 (6%)
2	MC3	L	509	-	16,16,45	0.91	2 (12%)	16,16,53	0.97	0
2	MC3	B	512	-	33,33,45	0.86	2 (6%)	34,34,53	1.14	2 (5%)
2	MC3	J	510	-	10,10,45	0.31	0	9,9,53	0.85	0
2	MC3	J	503	-	12,12,45	0.26	0	11,11,53	0.85	0
2	MC3	E	508	-	45,45,45	1.05	3 (6%)	51,53,53	1.02	2 (3%)
2	MC3	G	503	-	10,10,45	0.31	0	9,9,53	0.85	0
2	MC3	K	505	-	12,12,45	0.30	0	11,11,53	0.87	0
2	MC3	L	508	-	45,45,45	1.04	3 (6%)	51,53,53	1.02	2 (3%)
2	MC3	D	513	-	8,8,45	0.32	0	7,7,53	0.78	0
2	MC3	D	507	-	12,12,45	0.30	0	11,11,53	0.87	0
2	MC3	E	501	-	34,34,45	1.06	4 (11%)	36,36,53	1.19	3 (8%)

Mol	Type	Chain	Res	Link	Bond lengths			Bond angles		
					Counts	RMSZ	# Z > 2	Counts	RMSZ	# Z > 2
2	MC3	I	514	-	9,9,45	0.30	0	8,8,53	0.85	0
2	MC3	H	508	-	45,45,45	1.05	3 (6%)	51,53,53	1.02	2 (3%)
2	MC3	I	512	-	33,33,45	0.86	2 (6%)	34,34,53	1.14	2 (5%)
2	MC3	I	502	-	13,13,45	0.30	0	12,12,53	0.85	0
2	MC3	C	505	-	12,12,45	0.30	0	11,11,53	0.87	0
2	MC3	D	501	-	34,34,45	1.06	4 (11%)	36,36,53	1.19	3 (8%)
2	MC3	F	507	-	12,12,45	0.30	0	11,11,53	0.87	0
2	MC3	G	509	-	13,13,45	0.30	0	12,12,53	0.85	0
2	MC3	H	503	-	12,12,45	0.26	0	11,11,53	0.85	0
2	MC3	C	513	-	8,8,45	0.32	0	7,7,53	0.78	0
2	MC3	A	513	-	12,12,45	0.32	0	11,11,53	0.84	0
2	MC3	G	510	-	12,12,45	0.26	0	11,11,53	0.85	0
2	MC3	I	503	-	12,12,45	0.26	0	11,11,53	0.85	0
2	MC3	F	512	-	33,33,45	0.86	2 (6%)	34,34,53	1.14	2 (5%)
2	MC3	G	501	-	45,45,45	1.04	3 (6%)	51,53,53	1.02	2 (3%)
2	MC3	H	509	-	16,16,45	0.91	2 (12%)	16,16,53	0.97	0
2	MC3	A	501	-	45,45,45	1.05	3 (6%)	51,53,53	1.02	2 (3%)
2	MC3	C	501	-	34,34,45	1.06	4 (11%)	36,36,53	1.19	3 (8%)
2	MC3	A	514	-	12,12,45	0.30	0	11,11,53	0.87	0
2	MC3	L	503	-	12,12,45	0.26	0	11,11,53	0.85	0
2	MC3	K	509	-	16,16,45	0.91	2 (12%)	16,16,53	0.97	0
2	MC3	G	507	-	9,9,45	0.30	0	8,8,53	0.85	0
2	MC3	J	504	-	16,16,45	0.94	2 (12%)	16,16,53	1.03	1 (6%)
2	MC3	B	503	-	12,12,45	0.26	0	11,11,53	0.85	0
2	MC3	G	505	-	33,33,45	0.86	2 (6%)	34,34,53	1.14	2 (5%)
2	MC3	L	511	-	11,11,45	0.30	0	10,10,53	0.85	0
2	MC3	L	506	-	12,12,45	0.32	0	11,11,53	0.84	0
2	MC3	K	514	-	9,9,45	0.30	0	8,8,53	0.85	0
2	MC3	K	503	-	12,12,45	0.26	0	11,11,53	0.85	0
2	MC3	G	506	-	8,8,45	0.33	0	7,7,53	0.78	0
2	MC3	C	510	-	10,10,45	0.31	0	9,9,53	0.85	0
2	MC3	F	502	-	13,13,45	0.30	0	12,12,53	0.85	0
2	MC3	H	506	-	12,12,45	0.32	0	11,11,53	0.84	0
2	MC3	I	509	-	16,16,45	0.91	2 (12%)	16,16,53	0.97	0
2	MC3	K	512	-	33,33,45	0.86	2 (6%)	34,34,53	1.14	2 (5%)
2	MC3	L	502	-	13,13,45	0.30	0	12,12,53	0.85	0
2	MC3	A	512	-	12,12,45	0.30	0	11,11,53	0.87	0
2	MC3	E	511	-	11,11,45	0.30	0	10,10,53	0.85	0
2	MC3	E	506	-	12,12,45	0.32	0	11,11,53	0.84	0
2	MC3	K	508	-	45,45,45	1.04	3 (6%)	51,53,53	1.02	2 (3%)

Mol	Type	Chain	Res	Link	Bond lengths			Bond angles		
					Counts	RMSZ	# Z > 2	Counts	RMSZ	# Z > 2
2	MC3	C	508	-	45,45,45	1.05	3 (6%)	51,53,53	1.02	2 (3%)
2	MC3	A	508	-	34,34,45	1.06	4 (11%)	36,36,53	1.19	3 (8%)
2	MC3	F	505	-	12,12,45	0.30	0	11,11,53	0.87	0
2	MC3	H	512	-	33,33,45	0.86	2 (6%)	34,34,53	1.14	2 (5%)
2	MC3	K	504	-	16,16,45	0.94	2 (12%)	16,16,53	1.03	1 (6%)
2	MC3	B	513	-	8,8,45	0.32	0	7,7,53	0.78	0
2	MC3	A	509	-	13,13,45	0.30	0	12,12,53	0.85	0
2	MC3	E	502	-	13,13,45	0.30	0	12,12,53	0.85	0
2	MC3	E	507	-	12,12,45	0.30	0	11,11,53	0.87	0
2	MC3	B	506	-	12,12,45	0.32	0	11,11,53	0.84	0
2	MC3	L	513	-	8,8,45	0.33	0	7,7,53	0.78	0
2	MC3	J	508	-	45,45,45	1.04	3 (6%)	51,53,53	1.02	2 (3%)
2	MC3	D	503	-	12,12,45	0.26	0	11,11,53	0.85	0
2	MC3	L	507	-	12,12,45	0.30	0	11,11,53	0.87	0
2	MC3	F	508	-	45,45,45	1.05	3 (6%)	51,53,53	1.02	2 (3%)
2	MC3	G	513	-	12,12,45	0.32	0	11,11,53	0.84	0
2	MC3	D	508	-	45,45,45	1.05	3 (6%)	51,53,53	1.02	2 (3%)
2	MC3	C	507	-	12,12,45	0.30	0	11,11,53	0.87	0
2	MC3	F	501	-	34,34,45	1.06	4 (11%)	36,36,53	1.19	3 (8%)
2	MC3	E	505	-	12,12,45	0.30	0	11,11,53	0.87	0
2	MC3	H	507	-	12,12,45	0.30	0	11,11,53	0.87	0
2	MC3	F	514	-	9,9,45	0.30	0	8,8,53	0.85	0
2	MC3	B	511	-	11,11,45	0.30	0	10,10,53	0.85	0
2	MC3	C	514	-	9,9,45	0.30	0	8,8,53	0.85	0
2	MC3	J	509	-	16,16,45	0.91	2 (12%)	16,16,53	0.97	0
2	MC3	C	502	-	13,13,45	0.30	0	12,12,53	0.85	0
2	MC3	B	510	-	10,10,45	0.31	0	9,9,53	0.85	0
2	MC3	L	505	-	12,12,45	0.30	0	11,11,53	0.87	0
2	MC3	B	507	-	12,12,45	0.30	0	11,11,53	0.87	0

In the following table, the Chirals column lists the number of chiral outliers, the number of chiral centers analysed, the number of these observed in the model and the number defined in the Chemical Component Dictionary. Similar counts are reported in the Torsion and Rings columns. '-' means no outliers of that kind were identified.

Mol	Type	Chain	Res	Link	Chirals	Torsions	Rings
2	MC3	I	510	-	-	0/8/8/49	-
2	MC3	D	504	-	-	2/15/15/49	-
2	MC3	H	513	-	-	0/6/6/49	-
2	MC3	I	507	-	-	0/10/10/49	-

Continued on next page...

Continued from previous page...

Mol	Type	Chain	Res	Link	Chirals	Torsions	Rings
2	MC3	A	503	-	-	0/8/8/49	-
2	MC3	E	509	-	-	2/15/15/49	-
2	MC3	J	505	-	-	0/10/10/49	-
2	MC3	E	514	-	-	0/7/7/49	-
2	MC3	L	501	-	-	5/35/35/49	-
2	MC3	F	503	-	-	0/10/10/49	-
2	MC3	K	510	-	-	0/8/8/49	-
2	MC3	K	511	-	-	1/9/9/49	-
2	MC3	L	514	-	-	0/7/7/49	-
2	MC3	C	504	-	-	2/15/15/49	-
2	MC3	D	509	-	-	2/15/15/49	-
2	MC3	E	510	-	-	0/8/8/49	-
2	MC3	A	511	-	-	2/15/15/49	-
2	MC3	I	504	-	-	2/15/15/49	-
2	MC3	E	512	-	-	8/33/33/49	-
2	MC3	C	511	-	-	1/9/9/49	-
2	MC3	J	512	-	-	8/33/33/49	-
2	MC3	F	504	-	-	2/15/15/49	-
2	MC3	D	514	-	-	0/7/7/49	-
2	MC3	J	506	-	-	0/10/10/49	-
2	MC3	C	509	-	-	2/15/15/49	-
2	MC3	D	512	-	-	8/33/33/49	-
2	MC3	B	502	-	-	0/11/11/49	-
2	MC3	G	511	-	-	2/15/15/49	-
2	MC3	J	507	-	-	0/10/10/49	-
2	MC3	K	513	-	-	0/6/6/49	-
2	MC3	K	507	-	-	0/10/10/49	-
2	MC3	A	505	-	-	8/33/33/49	-
2	MC3	G	512	-	-	0/10/10/49	-
2	MC3	E	504	-	-	2/15/15/49	-
2	MC3	G	502	-	-	2/15/15/49	-
2	MC3	H	501	-	-	5/35/35/49	-
2	MC3	C	512	-	-	8/33/33/49	-
2	MC3	D	510	-	-	0/8/8/49	-
2	MC3	F	506	-	-	0/10/10/49	-
2	MC3	J	502	-	-	0/11/11/49	-
2	MC3	B	505	-	-	0/10/10/49	-
2	MC3	F	513	-	-	0/6/6/49	-

Continued on next page...

Continued from previous page...

Mol	Type	Chain	Res	Link	Chirals	Torsions	Rings
2	MC3	K	501	-	-	5/35/35/49	-
2	MC3	A	506	-	-	0/6/6/49	-
2	MC3	I	508	-	-	14/49/49/49	-
2	MC3	H	514	-	-	0/7/7/49	-
2	MC3	I	513	-	-	0/6/6/49	-
2	MC3	G	504	-	-	1/9/9/49	-
2	MC3	B	508	-	-	14/49/49/49	-
2	MC3	B	501	-	-	5/35/35/49	-
2	MC3	H	510	-	-	0/8/8/49	-
2	MC3	E	513	-	-	0/6/6/49	-
2	MC3	I	501	-	-	5/35/35/49	-
2	MC3	G	508	-	-	5/35/35/49	-
2	MC3	F	510	-	-	0/8/8/49	-
2	MC3	H	505	-	-	0/10/10/49	-
2	MC3	H	504	-	-	2/15/15/49	-
2	MC3	B	509	-	-	2/15/15/49	-
2	MC3	H	502	-	-	0/11/11/49	-
2	MC3	A	510	-	-	0/10/10/49	-
2	MC3	F	509	-	-	2/15/15/49	-
2	MC3	C	503	-	-	0/10/10/49	-
2	MC3	A	507	-	-	0/7/7/49	-
2	MC3	D	505	-	-	0/10/10/49	-
2	MC3	H	511	-	-	1/9/9/49	-
2	MC3	K	502	-	-	0/11/11/49	-
2	MC3	E	503	-	-	0/10/10/49	-
2	MC3	J	511	-	-	1/9/9/49	-
2	MC3	A	502	-	-	2/15/15/49	-
2	MC3	F	511	-	-	1/9/9/49	-
2	MC3	I	506	-	-	0/10/10/49	-
2	MC3	B	514	-	-	0/7/7/49	-
2	MC3	D	511	-	-	1/9/9/49	-
2	MC3	J	513	-	-	0/6/6/49	-
2	MC3	L	504	-	-	2/15/15/49	-
2	MC3	D	506	-	-	0/10/10/49	-
2	MC3	L	512	-	-	8/33/33/49	-
2	MC3	G	514	-	-	0/10/10/49	-
2	MC3	K	506	-	-	0/10/10/49	-
2	MC3	L	510	-	-	0/8/8/49	-
2	MC3	D	502	-	-	0/11/11/49	-

Continued on next page...

Continued from previous page...

Mol	Type	Chain	Res	Link	Chirals	Torsions	Rings
2	MC3	A	504	-	-	1/9/9/49	-
2	MC3	J	501	-	-	5/35/35/49	-
2	MC3	J	514	-	-	0/7/7/49	-
2	MC3	I	511	-	-	1/9/9/49	-
2	MC3	C	506	-	-	0/10/10/49	-
2	MC3	I	505	-	-	0/10/10/49	-
2	MC3	B	504	-	-	2/15/15/49	-
2	MC3	L	509	-	-	2/15/15/49	-
2	MC3	B	512	-	-	8/33/33/49	-
2	MC3	J	510	-	-	0/8/8/49	-
2	MC3	J	503	-	-	0/10/10/49	-
2	MC3	E	508	-	-	14/49/49/49	-
2	MC3	G	503	-	-	0/8/8/49	-
2	MC3	K	505	-	-	0/10/10/49	-
2	MC3	L	508	-	-	14/49/49/49	-
2	MC3	D	513	-	-	0/6/6/49	-
2	MC3	D	507	-	-	0/10/10/49	-
2	MC3	E	501	-	-	5/35/35/49	-
2	MC3	I	514	-	-	0/7/7/49	-
2	MC3	H	508	-	-	14/49/49/49	-
2	MC3	I	512	-	-	8/33/33/49	-
2	MC3	I	502	-	-	0/11/11/49	-
2	MC3	C	505	-	-	0/10/10/49	-
2	MC3	D	501	-	-	5/35/35/49	-
2	MC3	F	507	-	-	0/10/10/49	-
2	MC3	G	509	-	-	0/11/11/49	-
2	MC3	H	503	-	-	0/10/10/49	-
2	MC3	C	513	-	-	0/6/6/49	-
2	MC3	A	513	-	-	0/10/10/49	-
2	MC3	G	510	-	-	0/10/10/49	-
2	MC3	I	503	-	-	0/10/10/49	-
2	MC3	F	512	-	-	8/33/33/49	-
2	MC3	G	501	-	-	14/49/49/49	-
2	MC3	H	509	-	-	2/15/15/49	-
2	MC3	A	501	-	-	14/49/49/49	-
2	MC3	C	501	-	-	5/35/35/49	-
2	MC3	A	514	-	-	0/10/10/49	-
2	MC3	L	503	-	-	0/10/10/49	-

Continued on next page...

Continued from previous page...

Mol	Type	Chain	Res	Link	Chirals	Torsions	Rings
2	MC3	K	509	-	-	2/15/15/49	-
2	MC3	G	507	-	-	0/7/7/49	-
2	MC3	J	504	-	-	2/15/15/49	-
2	MC3	B	503	-	-	0/10/10/49	-
2	MC3	G	505	-	-	8/33/33/49	-
2	MC3	L	511	-	-	1/9/9/49	-
2	MC3	L	506	-	-	0/10/10/49	-
2	MC3	K	514	-	-	0/7/7/49	-
2	MC3	K	503	-	-	0/10/10/49	-
2	MC3	G	506	-	-	0/6/6/49	-
2	MC3	C	510	-	-	0/8/8/49	-
2	MC3	F	502	-	-	0/11/11/49	-
2	MC3	H	506	-	-	0/10/10/49	-
2	MC3	I	509	-	-	2/15/15/49	-
2	MC3	K	512	-	-	8/33/33/49	-
2	MC3	L	502	-	-	0/11/11/49	-
2	MC3	A	512	-	-	0/10/10/49	-
2	MC3	E	511	-	-	1/9/9/49	-
2	MC3	E	506	-	-	0/10/10/49	-
2	MC3	K	508	-	-	14/49/49/49	-
2	MC3	C	508	-	-	14/49/49/49	-
2	MC3	A	508	-	-	5/35/35/49	-
2	MC3	F	505	-	-	0/10/10/49	-
2	MC3	H	512	-	-	8/33/33/49	-
2	MC3	K	504	-	-	2/15/15/49	-
2	MC3	B	513	-	-	0/6/6/49	-
2	MC3	A	509	-	-	0/11/11/49	-
2	MC3	E	502	-	-	0/11/11/49	-
2	MC3	E	507	-	-	0/10/10/49	-
2	MC3	B	506	-	-	0/10/10/49	-
2	MC3	L	513	-	-	0/6/6/49	-
2	MC3	J	508	-	-	14/49/49/49	-
2	MC3	D	503	-	-	0/10/10/49	-
2	MC3	L	507	-	-	0/10/10/49	-
2	MC3	F	508	-	-	14/49/49/49	-
2	MC3	G	513	-	-	0/10/10/49	-
2	MC3	D	508	-	-	14/49/49/49	-
2	MC3	C	507	-	-	0/10/10/49	-
2	MC3	F	501	-	-	5/35/35/49	-

Continued on next page...

Continued from previous page...

Mol	Type	Chain	Res	Link	Chirals	Torsions	Rings
2	MC3	E	505	-	-	0/10/10/49	-
2	MC3	H	507	-	-	0/10/10/49	-
2	MC3	F	514	-	-	0/7/7/49	-
2	MC3	B	511	-	-	1/9/9/49	-
2	MC3	C	514	-	-	0/7/7/49	-
2	MC3	J	509	-	-	2/15/15/49	-
2	MC3	C	502	-	-	0/11/11/49	-
2	MC3	B	510	-	-	0/8/8/49	-
2	MC3	L	505	-	-	0/10/10/49	-
2	MC3	B	507	-	-	0/10/10/49	-

All (156) bond length outliers are listed below:

Mol	Chain	Res	Type	Atoms	Z	Observed(Å)	Ideal(Å)
2	K	501	MC3	O2-C2	-4.04	1.40	1.47
2	I	501	MC3	O2-C2	-4.04	1.40	1.47
2	J	501	MC3	O2-C2	-4.04	1.40	1.47
2	L	501	MC3	O2-C2	-4.04	1.40	1.47
2	B	501	MC3	O2-C2	-4.04	1.40	1.47
2	E	501	MC3	O2-C2	-4.04	1.40	1.47
2	H	501	MC3	O2-C2	-4.04	1.40	1.47
2	G	508	MC3	O2-C2	-4.04	1.40	1.47
2	A	508	MC3	O2-C2	-4.03	1.40	1.47
2	D	501	MC3	O2-C2	-4.03	1.40	1.47
2	C	501	MC3	O2-C2	-4.03	1.40	1.47
2	F	501	MC3	O2-C2	-4.03	1.40	1.47
2	B	508	MC3	O3-C11	2.50	1.40	1.33
2	D	508	MC3	O3-C11	2.50	1.40	1.33
2	C	508	MC3	O3-C11	2.50	1.40	1.33
2	F	508	MC3	O3-C11	2.50	1.40	1.33
2	H	508	MC3	O3-C11	2.50	1.40	1.33
2	K	508	MC3	O3-C11	2.50	1.40	1.33
2	A	501	MC3	O3-C11	2.50	1.40	1.33
2	E	508	MC3	O3-C11	2.50	1.40	1.33
2	G	501	MC3	O3-C11	2.50	1.40	1.33
2	J	508	MC3	O3-C11	2.50	1.40	1.33
2	I	508	MC3	O3-C11	2.50	1.40	1.33
2	L	508	MC3	O3-C11	2.50	1.40	1.33
2	F	512	MC3	O3-C11	2.42	1.40	1.33
2	H	512	MC3	O3-C11	2.42	1.40	1.33
2	E	512	MC3	O3-C11	2.42	1.40	1.33
2	D	512	MC3	O3-C11	2.42	1.40	1.33

Continued on next page...

Continued from previous page...

Mol	Chain	Res	Type	Atoms	Z	Observed(Å)	Ideal(Å)
2	G	505	MC3	O3-C11	2.42	1.40	1.33
2	B	512	MC3	O3-C11	2.42	1.40	1.33
2	I	512	MC3	O3-C11	2.42	1.40	1.33
2	K	512	MC3	O3-C11	2.42	1.40	1.33
2	L	512	MC3	O3-C11	2.42	1.40	1.33
2	A	505	MC3	O3-C11	2.42	1.40	1.33
2	J	512	MC3	O3-C11	2.42	1.40	1.33
2	C	512	MC3	O3-C11	2.42	1.40	1.33
2	B	508	MC3	O2-C2	-2.41	1.40	1.46
2	H	508	MC3	O2-C2	-2.41	1.40	1.46
2	E	508	MC3	O2-C2	-2.41	1.40	1.46
2	F	508	MC3	O2-C2	-2.40	1.40	1.46
2	D	508	MC3	O2-C2	-2.40	1.41	1.46
2	I	508	MC3	O2-C2	-2.40	1.41	1.46
2	L	508	MC3	O2-C2	-2.40	1.41	1.46
2	A	501	MC3	O2-C2	-2.40	1.41	1.46
2	G	501	MC3	O2-C2	-2.40	1.41	1.46
2	J	508	MC3	O2-C2	-2.40	1.41	1.46
2	K	508	MC3	O2-C2	-2.40	1.41	1.46
2	C	508	MC3	O2-C2	-2.40	1.41	1.46
2	C	501	MC3	O3-C11	2.39	1.40	1.33
2	F	501	MC3	O3-C11	2.39	1.40	1.33
2	A	508	MC3	O3-C11	2.39	1.40	1.33
2	D	501	MC3	O3-C11	2.39	1.40	1.33
2	J	501	MC3	O3-C11	2.39	1.40	1.33
2	H	501	MC3	O3-C11	2.39	1.40	1.33
2	K	501	MC3	O3-C11	2.39	1.40	1.33
2	E	501	MC3	O3-C11	2.39	1.40	1.33
2	B	501	MC3	O3-C11	2.38	1.40	1.33
2	I	501	MC3	O3-C11	2.38	1.40	1.33
2	L	501	MC3	O3-C11	2.38	1.40	1.33
2	G	508	MC3	O3-C11	2.38	1.40	1.33
2	F	504	MC3	O3-C11	2.38	1.40	1.33
2	L	504	MC3	O3-C11	2.38	1.40	1.33
2	B	504	MC3	O3-C11	2.38	1.40	1.33
2	D	504	MC3	O3-C11	2.38	1.40	1.33
2	H	504	MC3	O3-C11	2.38	1.40	1.33
2	K	504	MC3	O3-C11	2.38	1.40	1.33
2	C	504	MC3	O3-C11	2.38	1.40	1.33
2	G	511	MC3	O3-C11	2.38	1.40	1.33
2	J	504	MC3	O3-C11	2.38	1.40	1.33
2	A	511	MC3	O3-C11	2.38	1.40	1.33

Continued on next page...

Continued from previous page...

Mol	Chain	Res	Type	Atoms	Z	Observed(Å)	Ideal(Å)
2	E	504	MC3	O3-C11	2.38	1.40	1.33
2	I	504	MC3	O3-C11	2.38	1.40	1.33
2	C	509	MC3	O2-C31	2.35	1.40	1.33
2	I	509	MC3	O2-C31	2.35	1.40	1.33
2	A	502	MC3	O2-C31	2.35	1.40	1.33
2	D	509	MC3	O2-C31	2.35	1.40	1.33
2	J	509	MC3	O2-C31	2.35	1.40	1.33
2	L	509	MC3	O2-C31	2.35	1.40	1.33
2	B	509	MC3	O2-C31	2.35	1.40	1.33
2	E	509	MC3	O2-C31	2.35	1.40	1.33
2	G	502	MC3	O2-C31	2.35	1.40	1.33
2	H	509	MC3	O2-C31	2.35	1.40	1.33
2	K	509	MC3	O2-C31	2.35	1.40	1.33
2	F	509	MC3	O2-C31	2.35	1.40	1.33
2	A	505	MC3	O2-C31	2.32	1.40	1.33
2	B	512	MC3	O2-C31	2.32	1.40	1.33
2	C	512	MC3	O2-C31	2.32	1.40	1.33
2	H	512	MC3	O2-C31	2.32	1.40	1.33
2	D	512	MC3	O2-C31	2.32	1.40	1.33
2	G	505	MC3	O2-C31	2.32	1.40	1.33
2	I	512	MC3	O2-C31	2.32	1.40	1.33
2	J	512	MC3	O2-C31	2.32	1.40	1.33
2	E	512	MC3	O2-C31	2.32	1.40	1.33
2	F	512	MC3	O2-C31	2.32	1.40	1.33
2	K	512	MC3	O2-C31	2.32	1.40	1.33
2	L	512	MC3	O2-C31	2.32	1.40	1.33
2	G	511	MC3	O3-C3	-2.29	1.40	1.45
2	B	504	MC3	O3-C3	-2.29	1.40	1.45
2	E	504	MC3	O3-C3	-2.29	1.40	1.45
2	I	508	MC3	O2-C31	2.29	1.40	1.34
2	D	504	MC3	O3-C3	-2.29	1.40	1.45
2	A	501	MC3	O2-C31	2.29	1.40	1.34
2	H	504	MC3	O3-C3	-2.29	1.40	1.45
2	J	504	MC3	O3-C3	-2.29	1.40	1.45
2	K	504	MC3	O3-C3	-2.29	1.40	1.45
2	B	508	MC3	O2-C31	2.29	1.40	1.34
2	G	501	MC3	O2-C31	2.29	1.40	1.34
2	H	508	MC3	O2-C31	2.29	1.40	1.34
2	J	508	MC3	O2-C31	2.29	1.40	1.34
2	K	508	MC3	O2-C31	2.29	1.40	1.34
2	C	504	MC3	O3-C3	-2.29	1.40	1.45
2	F	504	MC3	O3-C3	-2.29	1.40	1.45

Continued on next page...

Continued from previous page...

Mol	Chain	Res	Type	Atoms	Z	Observed(Å)	Ideal(Å)
2	L	504	MC3	O3-C3	-2.29	1.40	1.45
2	I	504	MC3	O3-C3	-2.29	1.40	1.45
2	E	508	MC3	O2-C31	2.29	1.40	1.34
2	F	508	MC3	O2-C31	2.29	1.40	1.34
2	L	508	MC3	O2-C31	2.29	1.40	1.34
2	A	511	MC3	O3-C3	-2.29	1.40	1.45
2	C	508	MC3	O2-C31	2.29	1.40	1.34
2	D	508	MC3	O2-C31	2.29	1.40	1.34
2	C	509	MC3	O2-C2	-2.24	1.40	1.45
2	B	509	MC3	O2-C2	-2.24	1.40	1.45
2	K	509	MC3	O2-C2	-2.24	1.40	1.45
2	J	509	MC3	O2-C2	-2.24	1.40	1.45
2	A	502	MC3	O2-C2	-2.24	1.40	1.45
2	E	509	MC3	O2-C2	-2.24	1.40	1.45
2	G	502	MC3	O2-C2	-2.24	1.40	1.45
2	H	509	MC3	O2-C2	-2.24	1.40	1.45
2	F	509	MC3	O2-C2	-2.24	1.40	1.45
2	L	509	MC3	O2-C2	-2.24	1.40	1.45
2	D	509	MC3	O2-C2	-2.23	1.40	1.45
2	I	509	MC3	O2-C2	-2.23	1.40	1.45
2	I	501	MC3	O3-C3	-2.22	1.40	1.45
2	A	508	MC3	O3-C3	-2.22	1.40	1.45
2	J	501	MC3	O3-C3	-2.22	1.40	1.45
2	B	501	MC3	O3-C3	-2.22	1.40	1.45
2	E	501	MC3	O3-C3	-2.22	1.40	1.45
2	C	501	MC3	O3-C3	-2.22	1.40	1.45
2	D	501	MC3	O3-C3	-2.22	1.40	1.45
2	F	501	MC3	O3-C3	-2.22	1.40	1.45
2	G	508	MC3	O3-C3	-2.22	1.40	1.45
2	L	501	MC3	O3-C3	-2.22	1.40	1.45
2	H	501	MC3	O3-C3	-2.22	1.40	1.45
2	K	501	MC3	O3-C3	-2.22	1.40	1.45
2	L	501	MC3	O2-C31	2.07	1.40	1.34
2	H	501	MC3	O2-C31	2.07	1.40	1.34
2	F	501	MC3	O2-C31	2.07	1.40	1.34
2	G	508	MC3	O2-C31	2.07	1.40	1.34
2	I	501	MC3	O2-C31	2.07	1.40	1.34
2	J	501	MC3	O2-C31	2.07	1.40	1.34
2	A	508	MC3	O2-C31	2.07	1.40	1.34
2	D	501	MC3	O2-C31	2.07	1.40	1.34
2	B	501	MC3	O2-C31	2.07	1.40	1.34
2	K	501	MC3	O2-C31	2.07	1.40	1.34

Continued on next page...

Continued from previous page...

Mol	Chain	Res	Type	Atoms	Z	Observed(Å)	Ideal(Å)
2	C	501	MC3	O2-C31	2.07	1.40	1.34
2	E	501	MC3	O2-C31	2.07	1.40	1.34

All (96) bond angle outliers are listed below:

Mol	Chain	Res	Type	Atoms	Z	Observed(°)	Ideal(°)
2	H	508	MC3	O2-C31-C32	3.60	119.27	111.48
2	I	508	MC3	O2-C31-C32	3.60	119.27	111.48
2	L	508	MC3	O2-C31-C32	3.60	119.27	111.48
2	D	508	MC3	O2-C31-C32	3.60	119.27	111.48
2	F	508	MC3	O2-C31-C32	3.60	119.27	111.48
2	A	501	MC3	O2-C31-C32	3.60	119.27	111.48
2	B	508	MC3	O2-C31-C32	3.60	119.27	111.48
2	E	508	MC3	O2-C31-C32	3.60	119.27	111.48
2	K	508	MC3	O2-C31-C32	3.60	119.27	111.48
2	G	501	MC3	O2-C31-C32	3.60	119.27	111.48
2	J	508	MC3	O2-C31-C32	3.60	119.27	111.48
2	C	508	MC3	O2-C31-C32	3.60	119.27	111.48
2	E	501	MC3	O2-C31-C32	3.41	118.86	111.48
2	H	501	MC3	O2-C31-C32	3.41	118.86	111.48
2	J	501	MC3	O2-C31-C32	3.41	118.86	111.48
2	B	501	MC3	O2-C31-C32	3.41	118.86	111.48
2	G	508	MC3	O2-C31-C32	3.41	118.86	111.48
2	K	501	MC3	O2-C31-C32	3.41	118.86	111.48
2	C	501	MC3	O2-C31-C32	3.41	118.86	111.48
2	I	501	MC3	O2-C31-C32	3.41	118.85	111.48
2	A	508	MC3	O2-C31-C32	3.41	118.85	111.48
2	D	501	MC3	O2-C31-C32	3.41	118.85	111.48
2	F	501	MC3	O2-C31-C32	3.41	118.85	111.48
2	L	501	MC3	O2-C31-C32	3.41	118.85	111.48
2	F	508	MC3	O3-C11-C12	2.69	120.03	111.83
2	H	508	MC3	O3-C11-C12	2.69	120.03	111.83
2	D	508	MC3	O3-C11-C12	2.69	120.03	111.83
2	E	508	MC3	O3-C11-C12	2.69	120.03	111.83
2	B	508	MC3	O3-C11-C12	2.69	120.03	111.83
2	C	508	MC3	O3-C11-C12	2.69	120.03	111.83
2	K	508	MC3	O3-C11-C12	2.69	120.03	111.83
2	G	501	MC3	O3-C11-C12	2.69	120.03	111.83
2	I	508	MC3	O3-C11-C12	2.69	120.03	111.83
2	J	508	MC3	O3-C11-C12	2.69	120.03	111.83
2	L	508	MC3	O3-C11-C12	2.69	120.03	111.83
2	A	501	MC3	O3-C11-C12	2.69	120.03	111.83

Continued on next page...

Continued from previous page...

Mol	Chain	Res	Type	Atoms	Z	Observed(°)	Ideal(°)
2	E	501	MC3	O3-C11-C12	2.64	119.90	111.83
2	A	508	MC3	O3-C11-C12	2.64	119.89	111.83
2	D	501	MC3	O3-C11-C12	2.64	119.89	111.83
2	F	501	MC3	O3-C11-C12	2.64	119.89	111.83
2	G	508	MC3	O3-C11-C12	2.64	119.89	111.83
2	I	501	MC3	O3-C11-C12	2.64	119.89	111.83
2	H	501	MC3	O3-C11-C12	2.64	119.89	111.83
2	J	501	MC3	O3-C11-C12	2.64	119.89	111.83
2	K	501	MC3	O3-C11-C12	2.64	119.89	111.83
2	C	501	MC3	O3-C11-C12	2.64	119.89	111.83
2	L	501	MC3	O3-C11-C12	2.64	119.89	111.83
2	C	512	MC3	O3-C11-C12	2.64	119.89	111.83
2	B	501	MC3	O3-C11-C12	2.64	119.89	111.83
2	L	512	MC3	O3-C11-C12	2.64	119.89	111.83
2	A	505	MC3	O3-C11-C12	2.64	119.89	111.83
2	H	512	MC3	O3-C11-C12	2.64	119.89	111.83
2	I	512	MC3	O3-C11-C12	2.64	119.89	111.83
2	B	512	MC3	O3-C11-C12	2.64	119.89	111.83
2	E	512	MC3	O3-C11-C12	2.64	119.89	111.83
2	D	512	MC3	O3-C11-C12	2.64	119.89	111.83
2	F	512	MC3	O3-C11-C12	2.64	119.89	111.83
2	G	505	MC3	O3-C11-C12	2.64	119.89	111.83
2	J	512	MC3	O3-C11-C12	2.64	119.88	111.83
2	K	512	MC3	O3-C11-C12	2.64	119.88	111.83
2	F	512	MC3	O2-C31-C32	2.58	119.72	111.83
2	B	512	MC3	O2-C31-C32	2.58	119.72	111.83
2	G	505	MC3	O2-C31-C32	2.58	119.72	111.83
2	J	512	MC3	O2-C31-C32	2.58	119.72	111.83
2	C	512	MC3	O2-C31-C32	2.58	119.71	111.83
2	A	505	MC3	O2-C31-C32	2.58	119.71	111.83
2	D	512	MC3	O2-C31-C32	2.58	119.71	111.83
2	E	512	MC3	O2-C31-C32	2.58	119.71	111.83
2	H	512	MC3	O2-C31-C32	2.58	119.71	111.83
2	K	512	MC3	O2-C31-C32	2.58	119.71	111.83
2	L	512	MC3	O2-C31-C32	2.58	119.71	111.83
2	I	512	MC3	O2-C31-C32	2.58	119.71	111.83
2	A	511	MC3	O3-C11-C12	2.08	119.99	112.14
2	E	504	MC3	O3-C11-C12	2.08	119.99	112.14
2	H	504	MC3	O3-C11-C12	2.08	119.99	112.14
2	D	504	MC3	O3-C11-C12	2.08	119.98	112.14
2	I	504	MC3	O3-C11-C12	2.08	119.98	112.14
2	K	504	MC3	O3-C11-C12	2.08	119.98	112.14

Continued on next page...

Continued from previous page...

Mol	Chain	Res	Type	Atoms	Z	Observed(°)	Ideal(°)
2	C	504	MC3	O3-C11-C12	2.08	119.98	112.14
2	L	504	MC3	O3-C11-C12	2.08	119.98	112.14
2	G	511	MC3	O3-C11-C12	2.08	119.98	112.14
2	F	504	MC3	O3-C11-C12	2.08	119.98	112.14
2	J	504	MC3	O3-C11-C12	2.08	119.98	112.14
2	B	504	MC3	O3-C11-C12	2.07	119.98	112.14
2	L	501	MC3	C2-O2-C31	-2.01	114.88	117.78
2	H	501	MC3	C2-O2-C31	-2.01	114.88	117.78
2	I	501	MC3	C2-O2-C31	-2.01	114.88	117.78
2	C	501	MC3	C2-O2-C31	-2.01	114.89	117.78
2	F	501	MC3	C2-O2-C31	-2.01	114.89	117.78
2	A	508	MC3	C2-O2-C31	-2.01	114.89	117.78
2	D	501	MC3	C2-O2-C31	-2.01	114.89	117.78
2	G	508	MC3	C2-O2-C31	-2.01	114.89	117.78
2	B	501	MC3	C2-O2-C31	-2.01	114.89	117.78
2	K	501	MC3	C2-O2-C31	-2.00	114.89	117.78
2	E	501	MC3	C2-O2-C31	-2.00	114.89	117.78
2	J	501	MC3	C2-O2-C31	-2.00	114.89	117.78

There are no chirality outliers.

All (384) torsion outliers are listed below:

Mol	Chain	Res	Type	Atoms
2	A	501	MC3	C1-O3P-P-O1P
2	A	501	MC3	C4-O4P-P-O2P
2	A	505	MC3	C3-C2-O2-C31
2	B	508	MC3	C1-O3P-P-O1P
2	B	508	MC3	C4-O4P-P-O2P
2	B	512	MC3	C3-C2-O2-C31
2	C	508	MC3	C1-O3P-P-O1P
2	C	508	MC3	C4-O4P-P-O2P
2	C	512	MC3	C3-C2-O2-C31
2	D	508	MC3	C1-O3P-P-O1P
2	D	508	MC3	C4-O4P-P-O2P
2	D	512	MC3	C3-C2-O2-C31
2	E	508	MC3	C1-O3P-P-O1P
2	E	508	MC3	C4-O4P-P-O2P
2	E	512	MC3	C3-C2-O2-C31
2	F	508	MC3	C1-O3P-P-O1P
2	F	508	MC3	C4-O4P-P-O2P
2	F	512	MC3	C3-C2-O2-C31
2	G	501	MC3	C1-O3P-P-O1P

Continued on next page...

Continued from previous page...

Mol	Chain	Res	Type	Atoms
2	G	501	MC3	C4-O4P-P-O2P
2	G	505	MC3	C3-C2-O2-C31
2	H	508	MC3	C1-O3P-P-O1P
2	H	508	MC3	C4-O4P-P-O2P
2	H	512	MC3	C3-C2-O2-C31
2	I	508	MC3	C1-O3P-P-O1P
2	I	508	MC3	C4-O4P-P-O2P
2	I	512	MC3	C3-C2-O2-C31
2	J	508	MC3	C1-O3P-P-O1P
2	J	508	MC3	C4-O4P-P-O2P
2	J	512	MC3	C3-C2-O2-C31
2	K	508	MC3	C1-O3P-P-O1P
2	K	508	MC3	C4-O4P-P-O2P
2	K	512	MC3	C3-C2-O2-C31
2	L	508	MC3	C1-O3P-P-O1P
2	L	508	MC3	C4-O4P-P-O2P
2	L	512	MC3	C3-C2-O2-C31
2	A	502	MC3	C32-C31-O2-C2
2	B	509	MC3	C32-C31-O2-C2
2	C	509	MC3	C32-C31-O2-C2
2	D	509	MC3	C32-C31-O2-C2
2	E	509	MC3	C32-C31-O2-C2
2	F	509	MC3	C32-C31-O2-C2
2	G	502	MC3	C32-C31-O2-C2
2	H	509	MC3	C32-C31-O2-C2
2	I	509	MC3	C32-C31-O2-C2
2	J	509	MC3	C32-C31-O2-C2
2	K	509	MC3	C32-C31-O2-C2
2	L	509	MC3	C32-C31-O2-C2
2	A	505	MC3	O31-C31-O2-C2
2	B	512	MC3	O31-C31-O2-C2
2	C	512	MC3	O31-C31-O2-C2
2	D	512	MC3	O31-C31-O2-C2
2	E	512	MC3	O31-C31-O2-C2
2	F	512	MC3	O31-C31-O2-C2
2	G	505	MC3	O31-C31-O2-C2
2	H	512	MC3	O31-C31-O2-C2
2	I	512	MC3	O31-C31-O2-C2
2	J	512	MC3	O31-C31-O2-C2
2	K	512	MC3	O31-C31-O2-C2
2	L	512	MC3	O31-C31-O2-C2
2	A	511	MC3	O11-C11-O3-C3

Continued on next page...

Continued from previous page...

Mol	Chain	Res	Type	Atoms
2	B	504	MC3	O11-C11-O3-C3
2	C	504	MC3	O11-C11-O3-C3
2	D	504	MC3	O11-C11-O3-C3
2	E	504	MC3	O11-C11-O3-C3
2	F	504	MC3	O11-C11-O3-C3
2	G	511	MC3	O11-C11-O3-C3
2	H	504	MC3	O11-C11-O3-C3
2	I	504	MC3	O11-C11-O3-C3
2	J	504	MC3	O11-C11-O3-C3
2	K	504	MC3	O11-C11-O3-C3
2	L	504	MC3	O11-C11-O3-C3
2	A	511	MC3	C12-C11-O3-C3
2	B	504	MC3	C12-C11-O3-C3
2	C	504	MC3	C12-C11-O3-C3
2	D	504	MC3	C12-C11-O3-C3
2	E	504	MC3	C12-C11-O3-C3
2	F	504	MC3	C12-C11-O3-C3
2	G	511	MC3	C12-C11-O3-C3
2	H	504	MC3	C12-C11-O3-C3
2	I	504	MC3	C12-C11-O3-C3
2	J	504	MC3	C12-C11-O3-C3
2	K	504	MC3	C12-C11-O3-C3
2	L	504	MC3	C12-C11-O3-C3
2	A	505	MC3	C32-C31-O2-C2
2	B	512	MC3	C32-C31-O2-C2
2	C	512	MC3	C32-C31-O2-C2
2	D	512	MC3	C32-C31-O2-C2
2	E	512	MC3	C32-C31-O2-C2
2	F	512	MC3	C32-C31-O2-C2
2	G	505	MC3	C32-C31-O2-C2
2	H	512	MC3	C32-C31-O2-C2
2	I	512	MC3	C32-C31-O2-C2
2	J	512	MC3	C32-C31-O2-C2
2	K	512	MC3	C32-C31-O2-C2
2	L	512	MC3	C32-C31-O2-C2
2	A	502	MC3	O31-C31-O2-C2
2	B	509	MC3	O31-C31-O2-C2
2	C	509	MC3	O31-C31-O2-C2
2	D	509	MC3	O31-C31-O2-C2
2	E	509	MC3	O31-C31-O2-C2
2	F	509	MC3	O31-C31-O2-C2
2	G	502	MC3	O31-C31-O2-C2

Continued on next page...

Continued from previous page...

Mol	Chain	Res	Type	Atoms
2	H	509	MC3	O31-C31-O2-C2
2	I	509	MC3	O31-C31-O2-C2
2	J	509	MC3	O31-C31-O2-C2
2	K	509	MC3	O31-C31-O2-C2
2	L	509	MC3	O31-C31-O2-C2
2	A	501	MC3	C12-C11-O3-C3
2	A	505	MC3	C12-C11-O3-C3
2	B	508	MC3	C12-C11-O3-C3
2	B	512	MC3	C12-C11-O3-C3
2	C	508	MC3	C12-C11-O3-C3
2	C	512	MC3	C12-C11-O3-C3
2	D	508	MC3	C12-C11-O3-C3
2	D	512	MC3	C12-C11-O3-C3
2	E	508	MC3	C12-C11-O3-C3
2	E	512	MC3	C12-C11-O3-C3
2	F	508	MC3	C12-C11-O3-C3
2	F	512	MC3	C12-C11-O3-C3
2	G	501	MC3	C12-C11-O3-C3
2	G	505	MC3	C12-C11-O3-C3
2	H	508	MC3	C12-C11-O3-C3
2	H	512	MC3	C12-C11-O3-C3
2	I	508	MC3	C12-C11-O3-C3
2	I	512	MC3	C12-C11-O3-C3
2	J	508	MC3	C12-C11-O3-C3
2	J	512	MC3	C12-C11-O3-C3
2	K	508	MC3	C12-C11-O3-C3
2	K	512	MC3	C12-C11-O3-C3
2	L	508	MC3	C12-C11-O3-C3
2	L	512	MC3	C12-C11-O3-C3
2	A	501	MC3	O11-C11-O3-C3
2	A	505	MC3	O11-C11-O3-C3
2	B	508	MC3	O11-C11-O3-C3
2	B	512	MC3	O11-C11-O3-C3
2	C	508	MC3	O11-C11-O3-C3
2	C	512	MC3	O11-C11-O3-C3
2	D	508	MC3	O11-C11-O3-C3
2	D	512	MC3	O11-C11-O3-C3
2	E	508	MC3	O11-C11-O3-C3
2	E	512	MC3	O11-C11-O3-C3
2	F	508	MC3	O11-C11-O3-C3
2	F	512	MC3	O11-C11-O3-C3
2	G	501	MC3	O11-C11-O3-C3

Continued on next page...

Continued from previous page...

Mol	Chain	Res	Type	Atoms
2	G	505	MC3	O11-C11-O3-C3
2	H	508	MC3	O11-C11-O3-C3
2	H	512	MC3	O11-C11-O3-C3
2	I	508	MC3	O11-C11-O3-C3
2	I	512	MC3	O11-C11-O3-C3
2	J	508	MC3	O11-C11-O3-C3
2	J	512	MC3	O11-C11-O3-C3
2	K	508	MC3	O11-C11-O3-C3
2	K	512	MC3	O11-C11-O3-C3
2	L	508	MC3	O11-C11-O3-C3
2	L	512	MC3	O11-C11-O3-C3
2	A	501	MC3	C11-C12-C13-C14
2	B	508	MC3	C11-C12-C13-C14
2	C	508	MC3	C11-C12-C13-C14
2	D	508	MC3	C11-C12-C13-C14
2	E	508	MC3	C11-C12-C13-C14
2	F	508	MC3	C11-C12-C13-C14
2	G	501	MC3	C11-C12-C13-C14
2	H	508	MC3	C11-C12-C13-C14
2	I	508	MC3	C11-C12-C13-C14
2	J	508	MC3	C11-C12-C13-C14
2	K	508	MC3	C11-C12-C13-C14
2	L	508	MC3	C11-C12-C13-C14
2	A	508	MC3	C12-C11-O3-C3
2	B	501	MC3	C12-C11-O3-C3
2	C	501	MC3	C12-C11-O3-C3
2	D	501	MC3	C12-C11-O3-C3
2	E	501	MC3	C12-C11-O3-C3
2	F	501	MC3	C12-C11-O3-C3
2	G	508	MC3	C12-C11-O3-C3
2	H	501	MC3	C12-C11-O3-C3
2	I	501	MC3	C12-C11-O3-C3
2	J	501	MC3	C12-C11-O3-C3
2	K	501	MC3	C12-C11-O3-C3
2	L	501	MC3	C12-C11-O3-C3
2	A	508	MC3	O11-C11-O3-C3
2	B	501	MC3	O11-C11-O3-C3
2	C	501	MC3	O11-C11-O3-C3
2	D	501	MC3	O11-C11-O3-C3
2	E	501	MC3	O11-C11-O3-C3
2	F	501	MC3	O11-C11-O3-C3
2	G	508	MC3	O11-C11-O3-C3

Continued on next page...

Continued from previous page...

Mol	Chain	Res	Type	Atoms
2	H	501	MC3	O11-C11-O3-C3
2	I	501	MC3	O11-C11-O3-C3
2	J	501	MC3	O11-C11-O3-C3
2	K	501	MC3	O11-C11-O3-C3
2	L	501	MC3	O11-C11-O3-C3
2	A	508	MC3	C32-C31-O2-C2
2	B	501	MC3	C32-C31-O2-C2
2	C	501	MC3	C32-C31-O2-C2
2	D	501	MC3	C32-C31-O2-C2
2	E	501	MC3	C32-C31-O2-C2
2	F	501	MC3	C32-C31-O2-C2
2	G	508	MC3	C32-C31-O2-C2
2	H	501	MC3	C32-C31-O2-C2
2	I	501	MC3	C32-C31-O2-C2
2	J	501	MC3	C32-C31-O2-C2
2	K	501	MC3	C32-C31-O2-C2
2	L	501	MC3	C32-C31-O2-C2
2	A	504	MC3	C13-C14-C15-C16
2	B	511	MC3	C13-C14-C15-C16
2	C	511	MC3	C13-C14-C15-C16
2	D	511	MC3	C13-C14-C15-C16
2	E	511	MC3	C13-C14-C15-C16
2	F	511	MC3	C13-C14-C15-C16
2	G	504	MC3	C13-C14-C15-C16
2	H	511	MC3	C13-C14-C15-C16
2	I	511	MC3	C13-C14-C15-C16
2	J	511	MC3	C13-C14-C15-C16
2	K	511	MC3	C13-C14-C15-C16
2	L	511	MC3	C13-C14-C15-C16
2	A	508	MC3	O31-C31-O2-C2
2	B	501	MC3	O31-C31-O2-C2
2	C	501	MC3	O31-C31-O2-C2
2	D	501	MC3	O31-C31-O2-C2
2	E	501	MC3	O31-C31-O2-C2
2	F	501	MC3	O31-C31-O2-C2
2	G	508	MC3	O31-C31-O2-C2
2	H	501	MC3	O31-C31-O2-C2
2	I	501	MC3	O31-C31-O2-C2
2	J	501	MC3	O31-C31-O2-C2
2	K	501	MC3	O31-C31-O2-C2
2	L	501	MC3	O31-C31-O2-C2
2	A	508	MC3	C21-C22-C23-C24

Continued on next page...

Continued from previous page...

Mol	Chain	Res	Type	Atoms
2	B	501	MC3	C21-C22-C23-C24
2	C	501	MC3	C21-C22-C23-C24
2	D	501	MC3	C21-C22-C23-C24
2	E	501	MC3	C21-C22-C23-C24
2	F	501	MC3	C21-C22-C23-C24
2	G	508	MC3	C21-C22-C23-C24
2	H	501	MC3	C21-C22-C23-C24
2	I	501	MC3	C21-C22-C23-C24
2	J	501	MC3	C21-C22-C23-C24
2	K	501	MC3	C21-C22-C23-C24
2	L	501	MC3	C21-C22-C23-C24
2	A	501	MC3	C32-C31-O2-C2
2	B	508	MC3	C32-C31-O2-C2
2	C	508	MC3	C32-C31-O2-C2
2	D	508	MC3	C32-C31-O2-C2
2	E	508	MC3	C32-C31-O2-C2
2	F	508	MC3	C32-C31-O2-C2
2	G	501	MC3	C32-C31-O2-C2
2	H	508	MC3	C32-C31-O2-C2
2	I	508	MC3	C32-C31-O2-C2
2	J	508	MC3	C32-C31-O2-C2
2	K	508	MC3	C32-C31-O2-C2
2	L	508	MC3	C32-C31-O2-C2
2	A	501	MC3	C13-C14-C15-C16
2	B	508	MC3	C13-C14-C15-C16
2	C	508	MC3	C13-C14-C15-C16
2	D	508	MC3	C13-C14-C15-C16
2	E	508	MC3	C13-C14-C15-C16
2	F	508	MC3	C13-C14-C15-C16
2	G	501	MC3	C13-C14-C15-C16
2	H	508	MC3	C13-C14-C15-C16
2	I	508	MC3	C13-C14-C15-C16
2	J	508	MC3	C13-C14-C15-C16
2	K	508	MC3	C13-C14-C15-C16
2	L	508	MC3	C13-C14-C15-C16
2	A	501	MC3	O4P-C4-C5-N
2	B	508	MC3	O4P-C4-C5-N
2	C	508	MC3	O4P-C4-C5-N
2	D	508	MC3	O4P-C4-C5-N
2	E	508	MC3	O4P-C4-C5-N
2	F	508	MC3	O4P-C4-C5-N
2	G	501	MC3	O4P-C4-C5-N

Continued on next page...

Continued from previous page...

Mol	Chain	Res	Type	Atoms
2	H	508	MC3	O4P-C4-C5-N
2	I	508	MC3	O4P-C4-C5-N
2	J	508	MC3	O4P-C4-C5-N
2	K	508	MC3	O4P-C4-C5-N
2	L	508	MC3	O4P-C4-C5-N
2	A	501	MC3	O31-C31-O2-C2
2	B	508	MC3	O31-C31-O2-C2
2	C	508	MC3	O31-C31-O2-C2
2	D	508	MC3	O31-C31-O2-C2
2	E	508	MC3	O31-C31-O2-C2
2	F	508	MC3	O31-C31-O2-C2
2	G	501	MC3	O31-C31-O2-C2
2	H	508	MC3	O31-C31-O2-C2
2	I	508	MC3	O31-C31-O2-C2
2	J	508	MC3	O31-C31-O2-C2
2	K	508	MC3	O31-C31-O2-C2
2	L	508	MC3	O31-C31-O2-C2
2	A	501	MC3	C4-O4P-P-O1P
2	A	501	MC3	C4-O4P-P-O3P
2	B	508	MC3	C4-O4P-P-O1P
2	B	508	MC3	C4-O4P-P-O3P
2	C	508	MC3	C4-O4P-P-O1P
2	C	508	MC3	C4-O4P-P-O3P
2	D	508	MC3	C4-O4P-P-O1P
2	D	508	MC3	C4-O4P-P-O3P
2	E	508	MC3	C4-O4P-P-O1P
2	E	508	MC3	C4-O4P-P-O3P
2	F	508	MC3	C4-O4P-P-O1P
2	F	508	MC3	C4-O4P-P-O3P
2	G	501	MC3	C4-O4P-P-O1P
2	G	501	MC3	C4-O4P-P-O3P
2	H	508	MC3	C4-O4P-P-O1P
2	H	508	MC3	C4-O4P-P-O3P
2	I	508	MC3	C4-O4P-P-O1P
2	I	508	MC3	C4-O4P-P-O3P
2	J	508	MC3	C4-O4P-P-O1P
2	J	508	MC3	C4-O4P-P-O3P
2	K	508	MC3	C4-O4P-P-O1P
2	K	508	MC3	C4-O4P-P-O3P
2	L	508	MC3	C4-O4P-P-O1P
2	L	508	MC3	C4-O4P-P-O3P
2	A	501	MC3	C1-C2-O2-C31

Continued on next page...

Continued from previous page...

Mol	Chain	Res	Type	Atoms
2	B	508	MC3	C1-C2-O2-C31
2	C	508	MC3	C1-C2-O2-C31
2	D	508	MC3	C1-C2-O2-C31
2	E	508	MC3	C1-C2-O2-C31
2	F	508	MC3	C1-C2-O2-C31
2	G	501	MC3	C1-C2-O2-C31
2	H	508	MC3	C1-C2-O2-C31
2	I	508	MC3	C1-C2-O2-C31
2	J	508	MC3	C1-C2-O2-C31
2	K	508	MC3	C1-C2-O2-C31
2	L	508	MC3	C1-C2-O2-C31
2	A	505	MC3	O3-C11-C12-C13
2	B	512	MC3	O3-C11-C12-C13
2	C	512	MC3	O3-C11-C12-C13
2	D	512	MC3	O3-C11-C12-C13
2	E	512	MC3	O3-C11-C12-C13
2	F	512	MC3	O3-C11-C12-C13
2	G	505	MC3	O3-C11-C12-C13
2	H	512	MC3	O3-C11-C12-C13
2	I	512	MC3	O3-C11-C12-C13
2	J	512	MC3	O3-C11-C12-C13
2	K	512	MC3	O3-C11-C12-C13
2	L	512	MC3	O3-C11-C12-C13
2	L	508	MC3	C14-C15-C16-C17
2	C	508	MC3	C14-C15-C16-C17
2	K	508	MC3	C14-C15-C16-C17
2	A	501	MC3	C14-C15-C16-C17
2	B	508	MC3	C14-C15-C16-C17
2	D	508	MC3	C14-C15-C16-C17
2	E	508	MC3	C14-C15-C16-C17
2	F	508	MC3	C14-C15-C16-C17
2	G	501	MC3	C14-C15-C16-C17
2	H	508	MC3	C14-C15-C16-C17
2	I	508	MC3	C14-C15-C16-C17
2	J	508	MC3	C14-C15-C16-C17
2	A	505	MC3	O11-C11-C12-C13
2	B	512	MC3	O11-C11-C12-C13
2	C	512	MC3	O11-C11-C12-C13
2	D	512	MC3	O11-C11-C12-C13
2	E	512	MC3	O11-C11-C12-C13
2	F	512	MC3	O11-C11-C12-C13
2	G	505	MC3	O11-C11-C12-C13

Continued on next page...

Continued from previous page...

Mol	Chain	Res	Type	Atoms
2	H	512	MC3	O11-C11-C12-C13
2	I	512	MC3	O11-C11-C12-C13
2	J	512	MC3	O11-C11-C12-C13
2	K	512	MC3	O11-C11-C12-C13
2	L	512	MC3	O11-C11-C12-C13
2	A	505	MC3	O2-C2-C3-O3
2	B	512	MC3	O2-C2-C3-O3
2	C	512	MC3	O2-C2-C3-O3
2	D	512	MC3	O2-C2-C3-O3
2	E	512	MC3	O2-C2-C3-O3
2	F	512	MC3	O2-C2-C3-O3
2	G	505	MC3	O2-C2-C3-O3
2	H	512	MC3	O2-C2-C3-O3
2	I	512	MC3	O2-C2-C3-O3
2	J	512	MC3	O2-C2-C3-O3
2	K	512	MC3	O2-C2-C3-O3
2	L	512	MC3	O2-C2-C3-O3
2	A	501	MC3	O2-C31-C32-C33
2	B	508	MC3	O2-C31-C32-C33
2	C	508	MC3	O2-C31-C32-C33
2	D	508	MC3	O2-C31-C32-C33
2	E	508	MC3	O2-C31-C32-C33
2	F	508	MC3	O2-C31-C32-C33
2	G	501	MC3	O2-C31-C32-C33
2	H	508	MC3	O2-C31-C32-C33
2	I	508	MC3	O2-C31-C32-C33
2	J	508	MC3	O2-C31-C32-C33
2	K	508	MC3	O2-C31-C32-C33
2	L	508	MC3	O2-C31-C32-C33

There are no ring outliers.

12 monomers are involved in 12 short contacts:

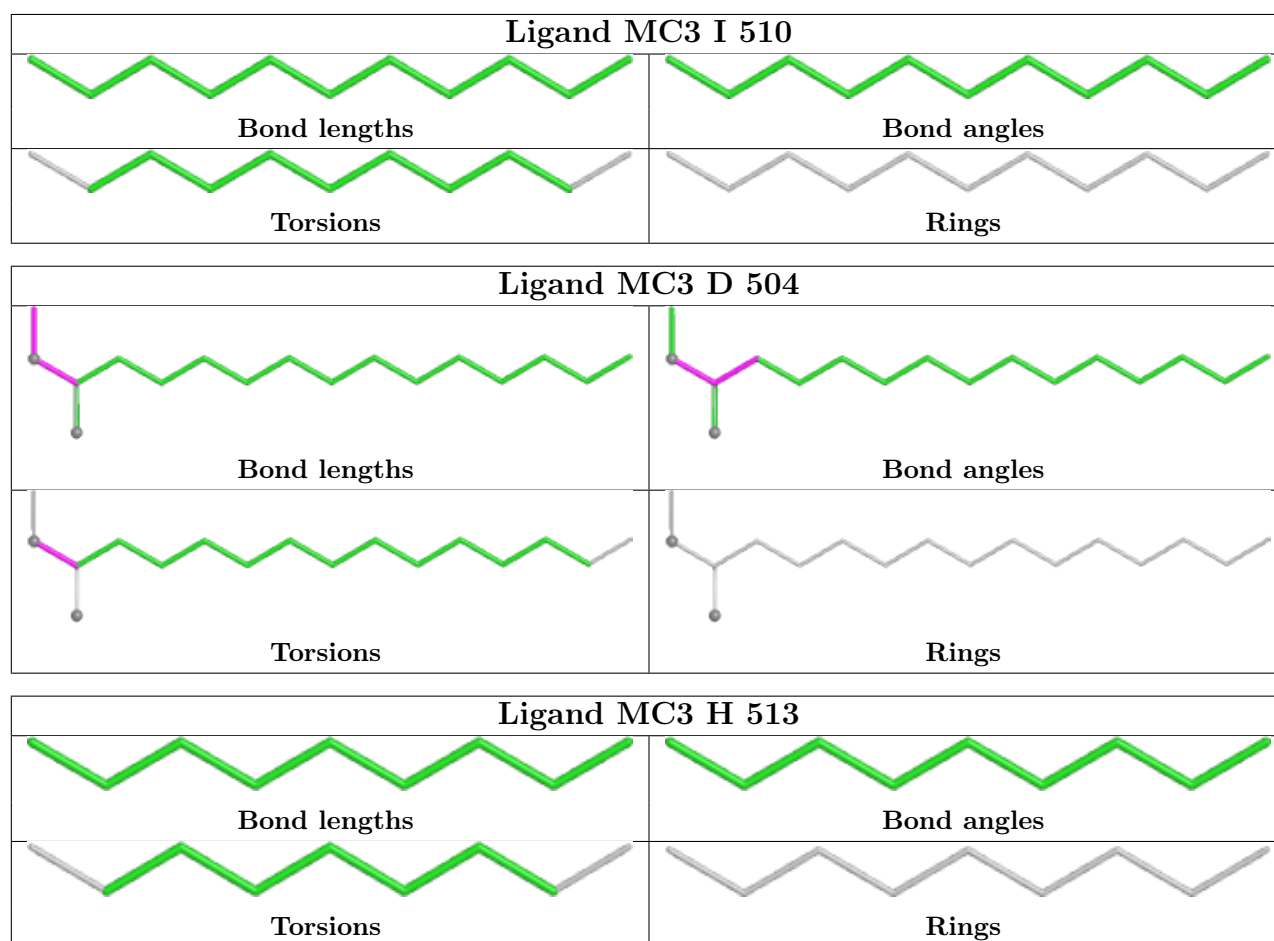
Mol	Chain	Res	Type	Clashes	Symm-Clashes
2	I	508	MC3	1	0
2	B	508	MC3	1	0
2	E	508	MC3	1	0
2	L	508	MC3	1	0
2	H	508	MC3	1	0
2	G	501	MC3	1	0
2	A	501	MC3	1	0
2	K	508	MC3	1	0

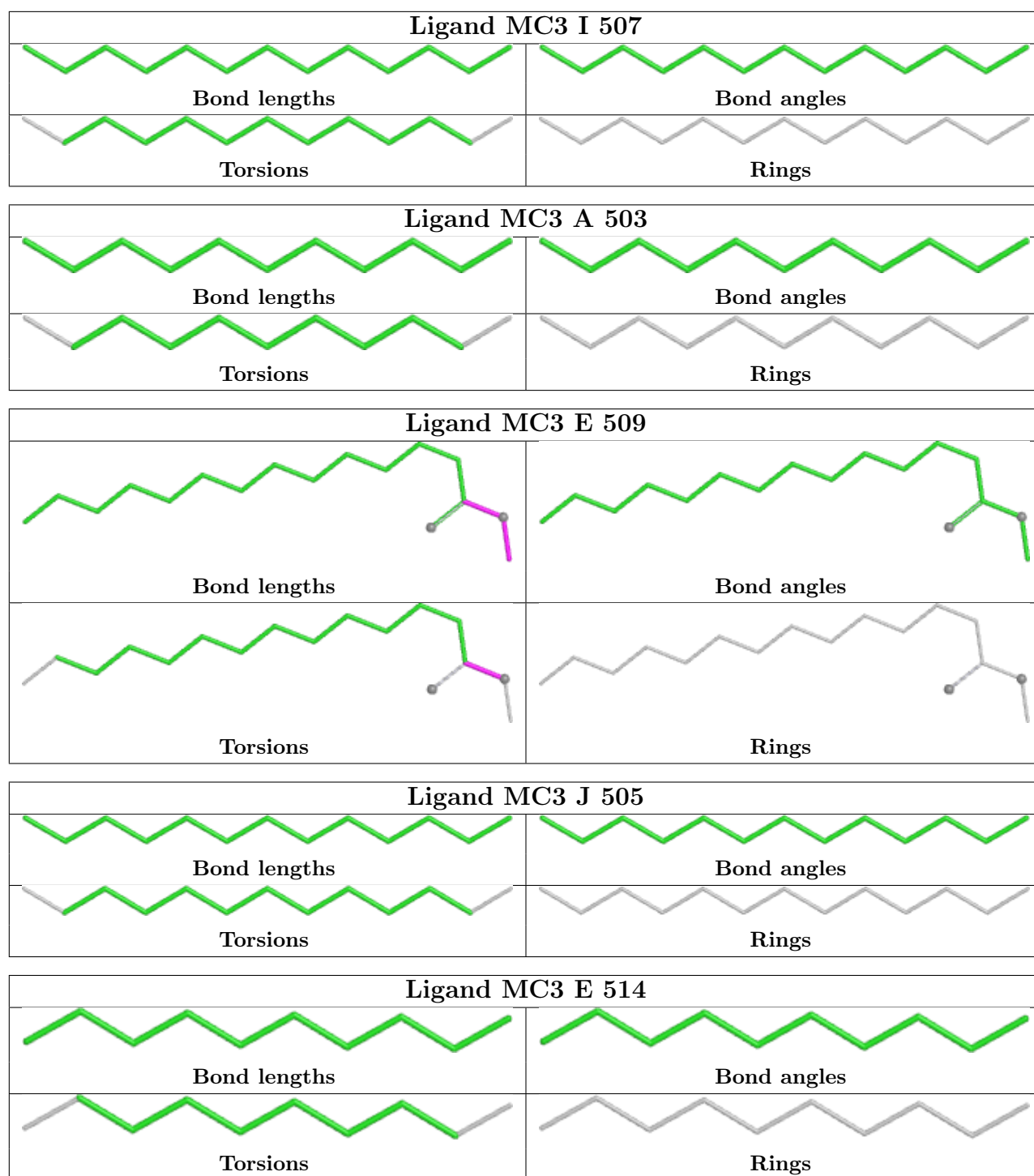
Continued on next page...

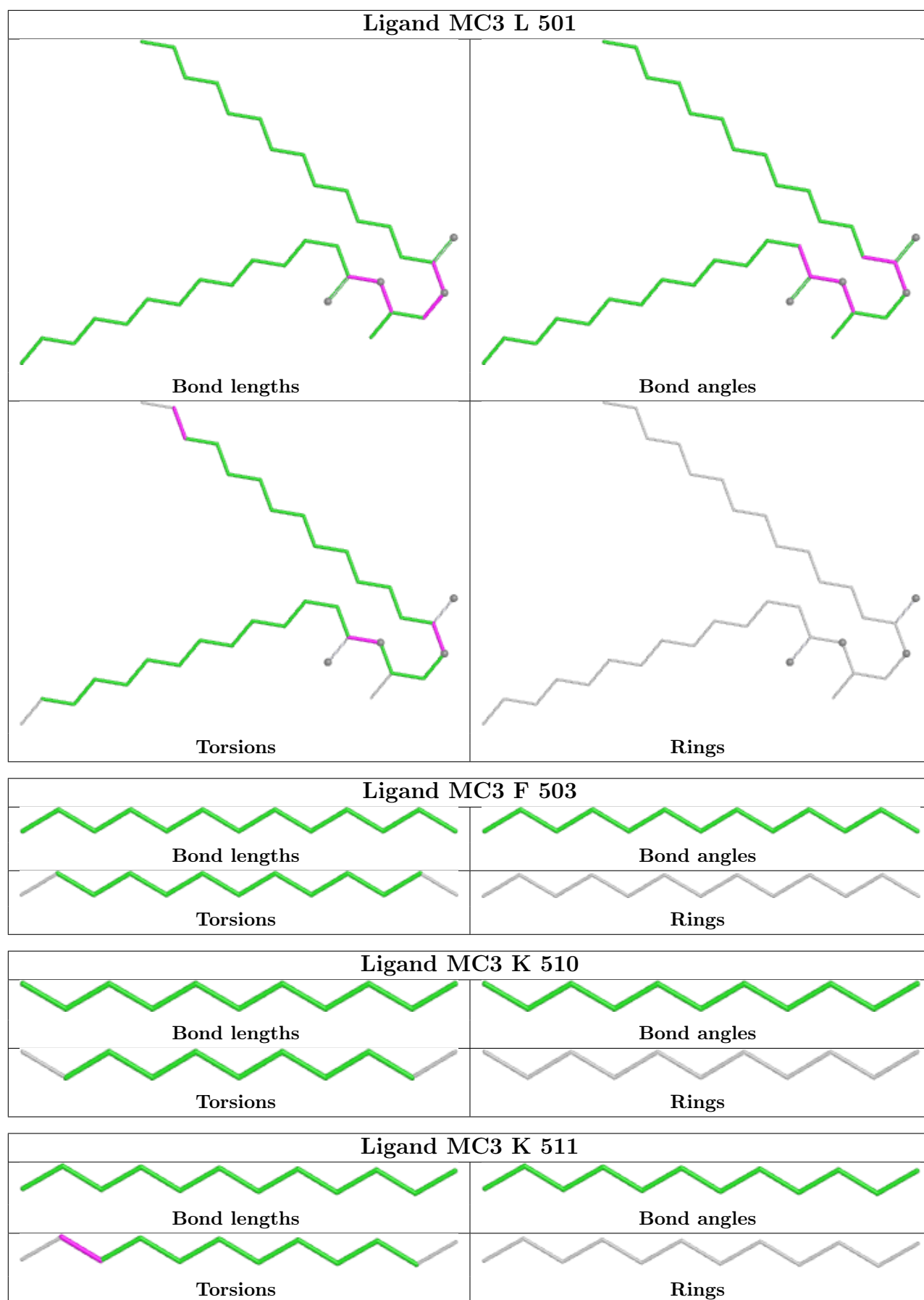
Continued from previous page...

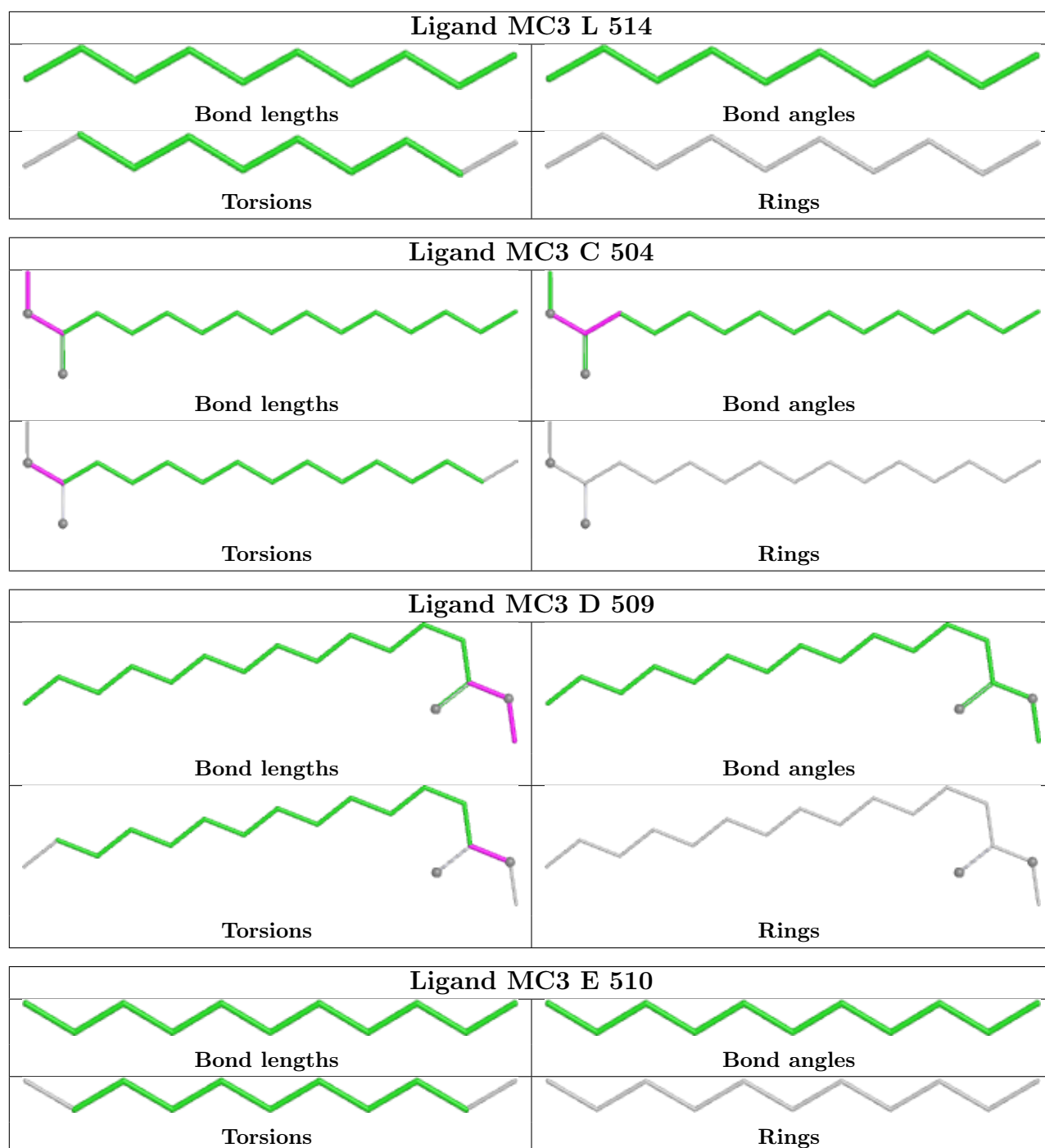
Mol	Chain	Res	Type	Clashes	Symm-Clashes
2	C	508	MC3	1	0
2	J	508	MC3	1	0
2	F	508	MC3	1	0
2	D	508	MC3	1	0

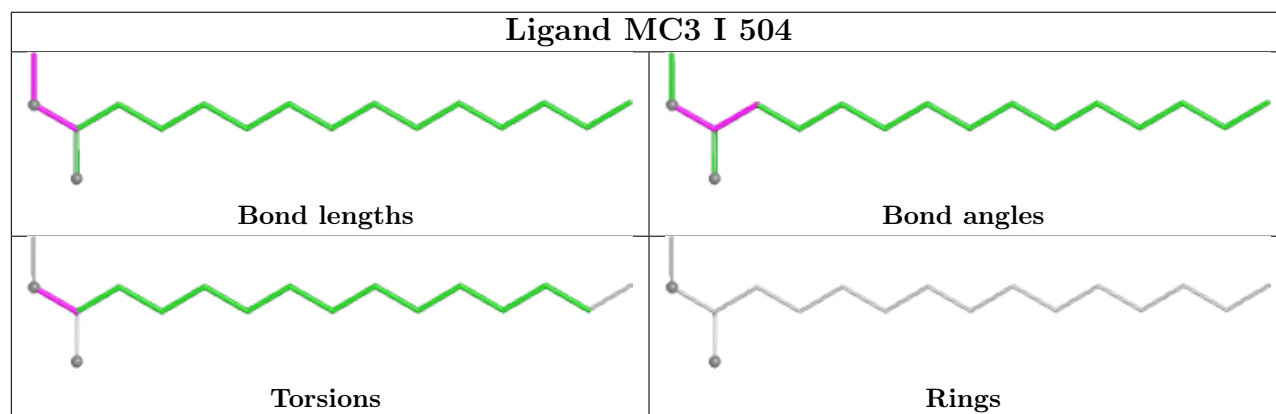
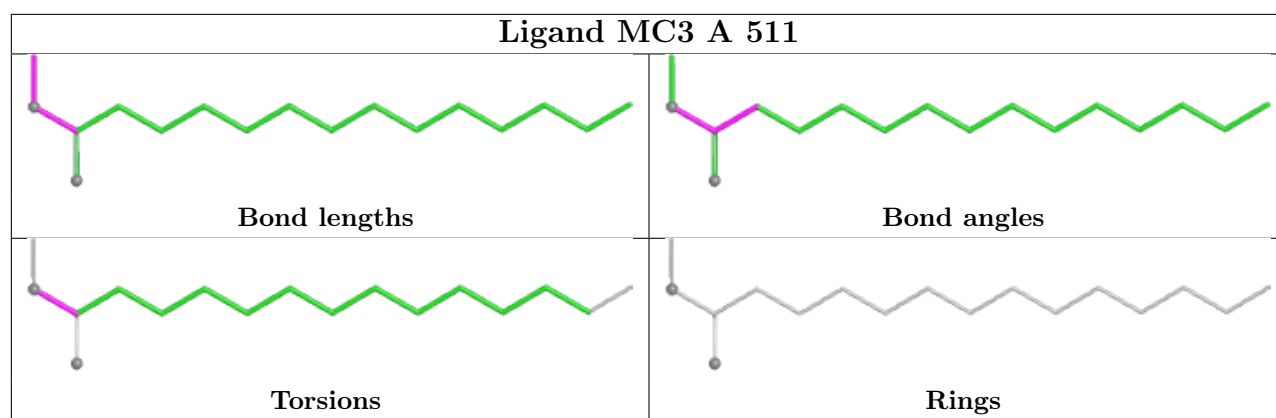
The following is a two-dimensional graphical depiction of Mogul quality analysis of bond lengths, bond angles, torsion angles, and ring geometry for all instances of the Ligand of Interest. In addition, ligands with molecular weight > 250 and outliers as shown on the validation Tables will also be included. For torsion angles, if less than 5% of the Mogul distribution of torsion angles is within 10 degrees of the torsion angle in question, then that torsion angle is considered an outlier. Any bond that is central to one or more torsion angles identified as an outlier by Mogul will be highlighted in the graph. For rings, the root-mean-square deviation (RMSD) between the ring in question and similar rings identified by Mogul is calculated over all ring torsion angles. If the average RMSD is greater than 60 degrees and the minimal RMSD between the ring in question and any Mogul-identified rings is also greater than 60 degrees, then that ring is considered an outlier. The outliers are highlighted in purple. The color gray indicates Mogul did not find sufficient equivalents in the CSD to analyse the geometry.

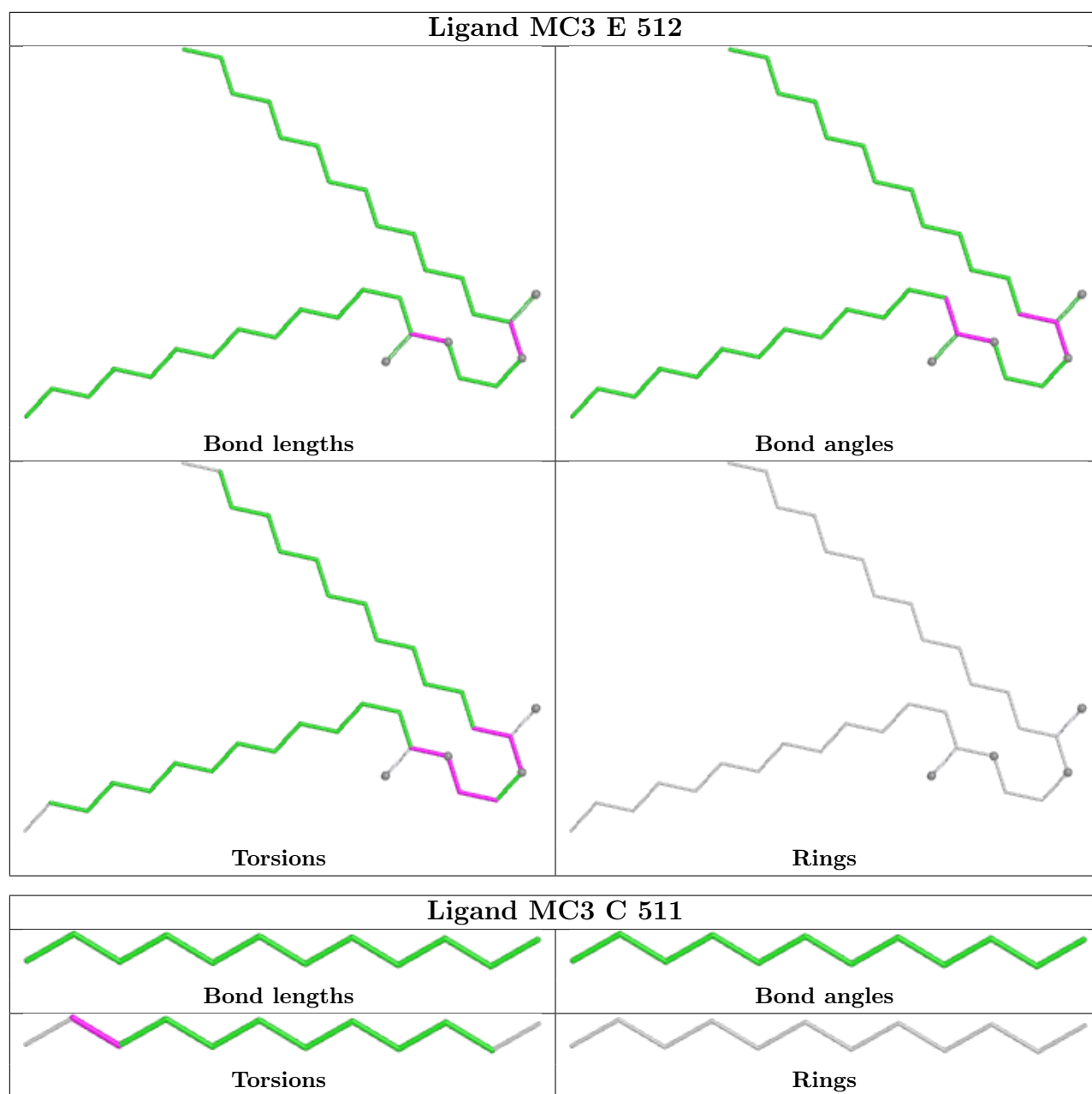



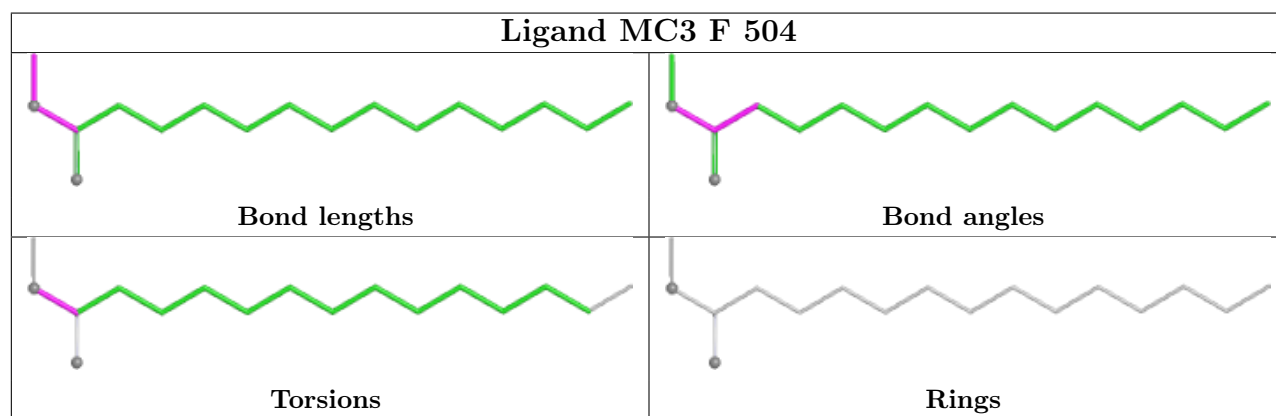
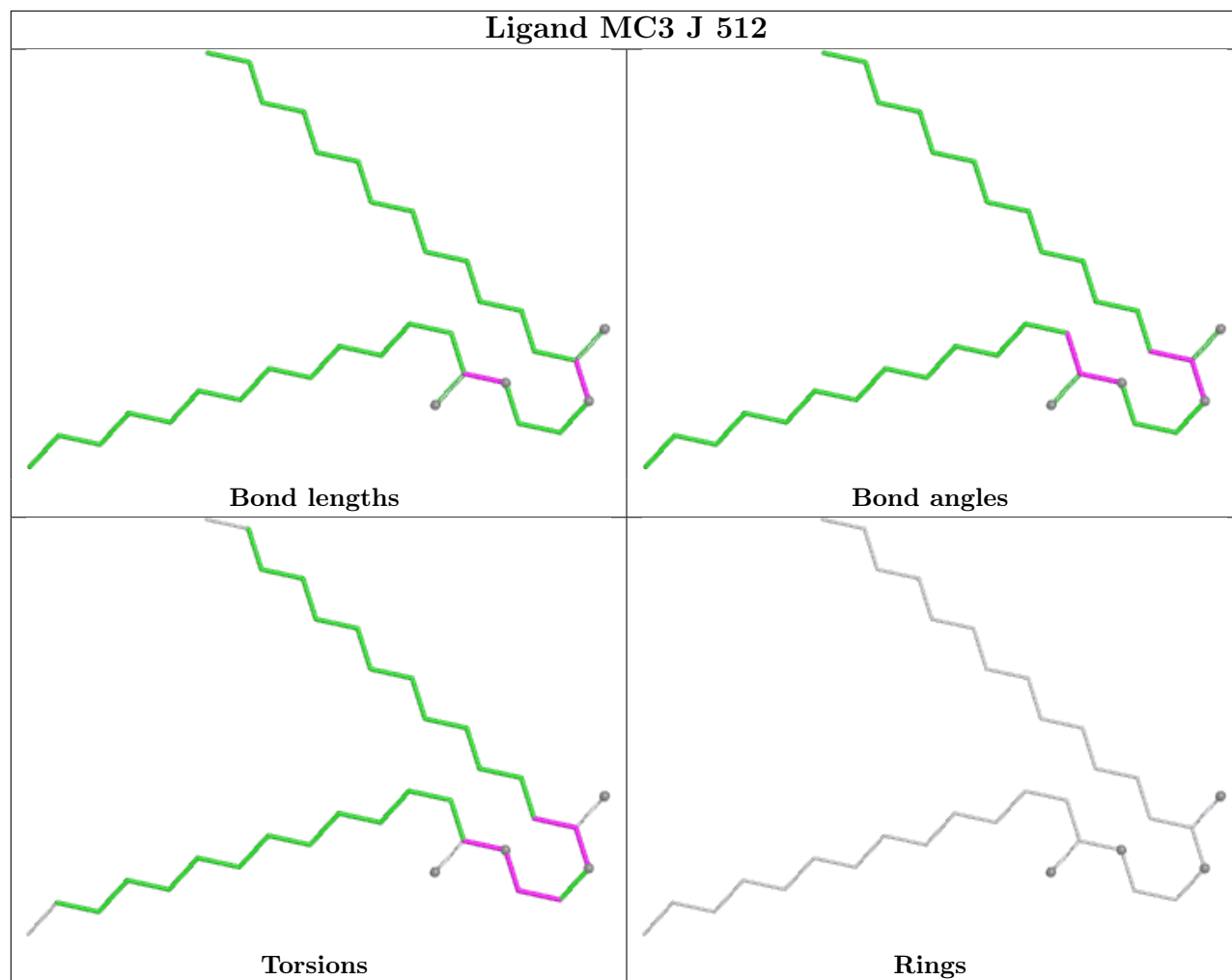


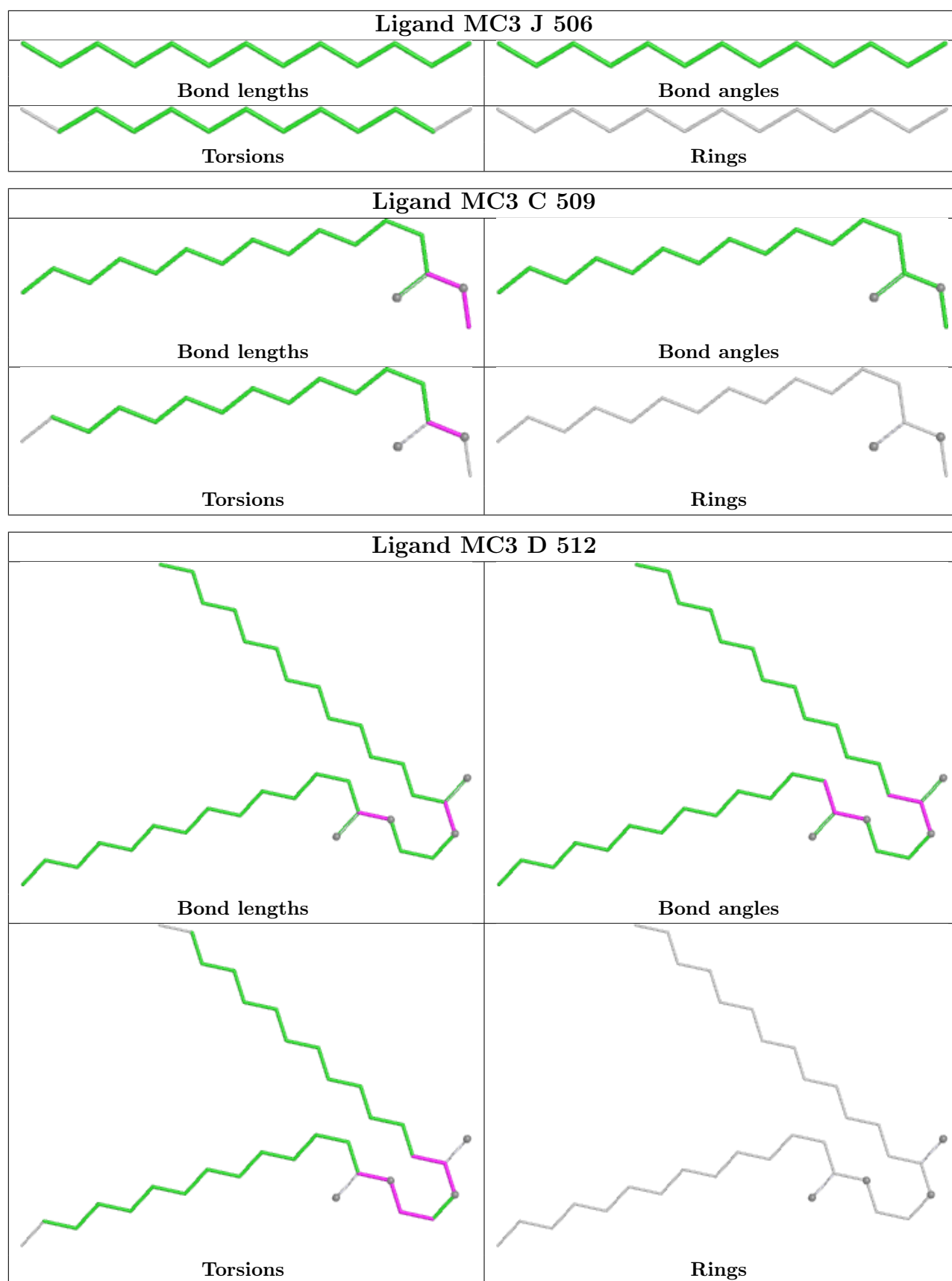






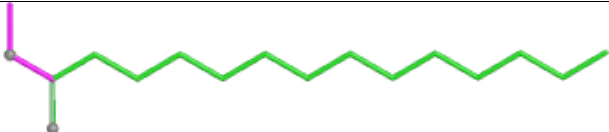
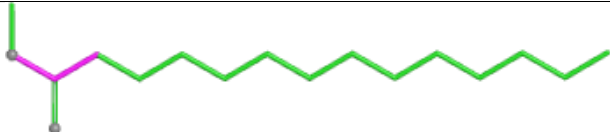

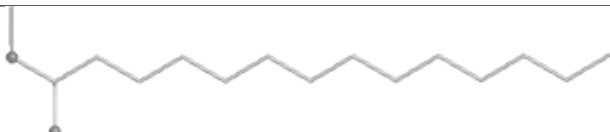




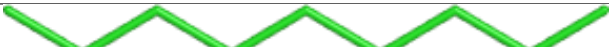
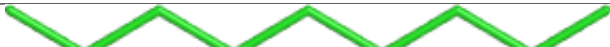


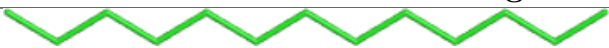
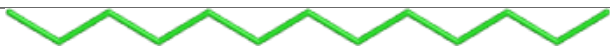
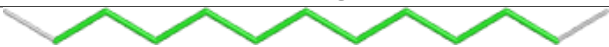



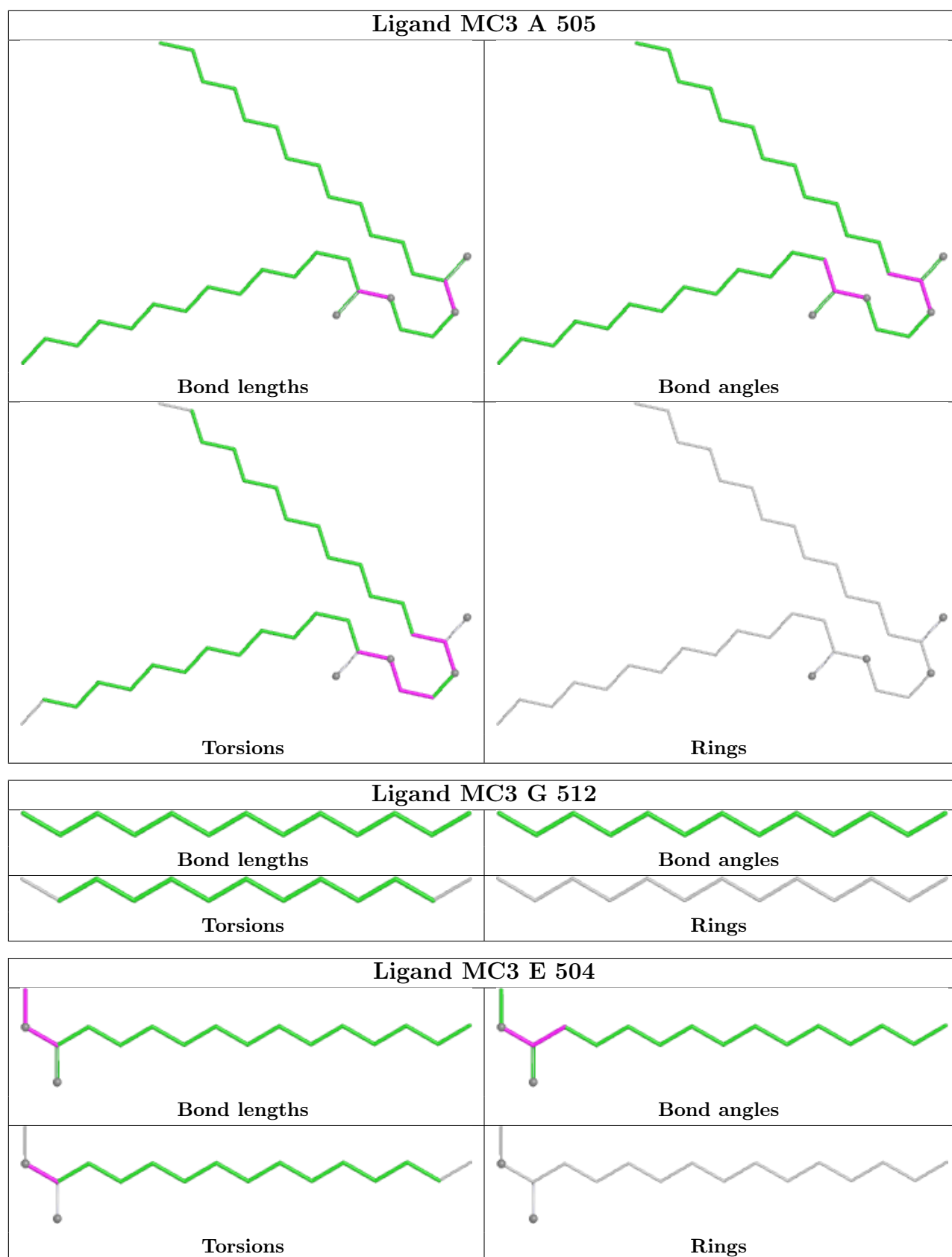


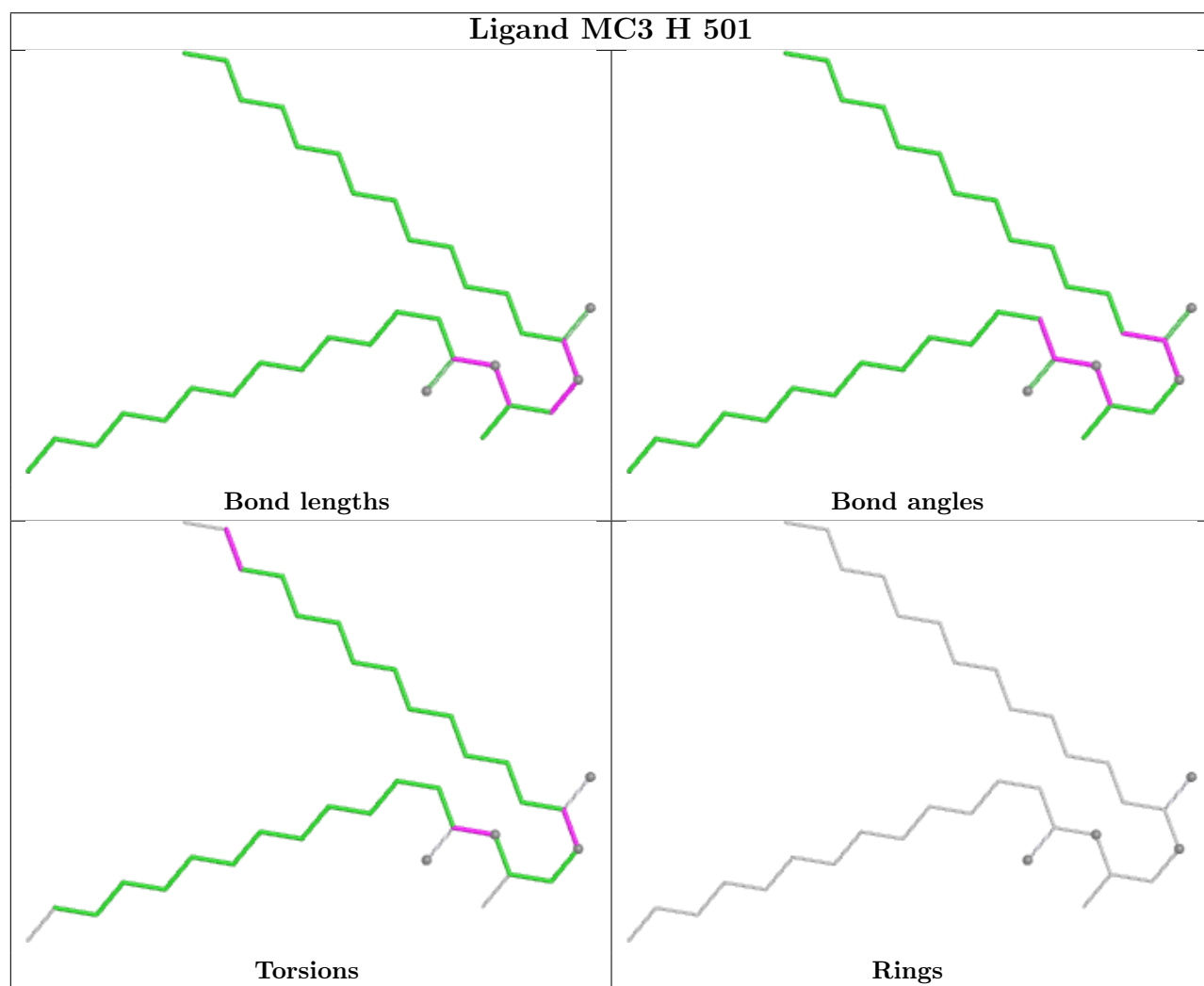
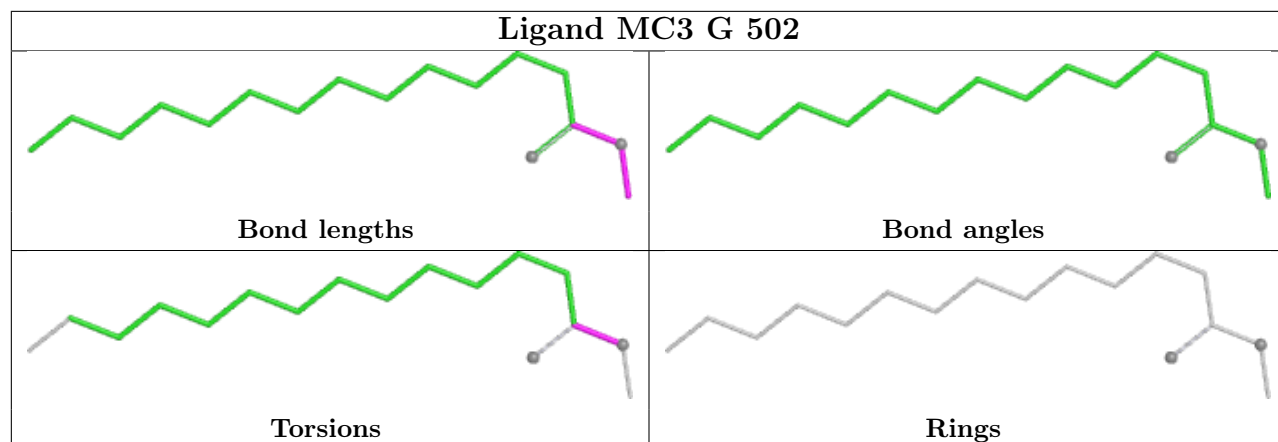


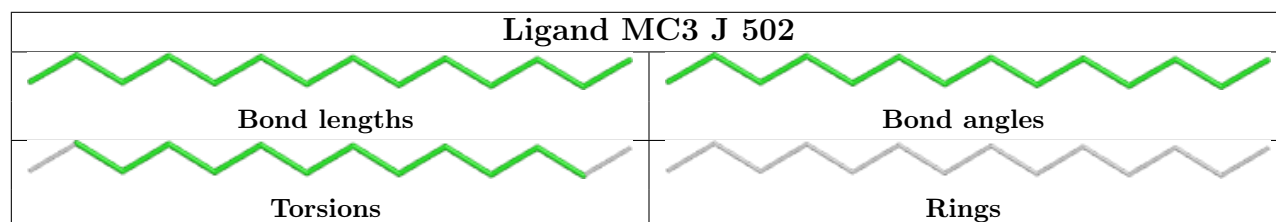
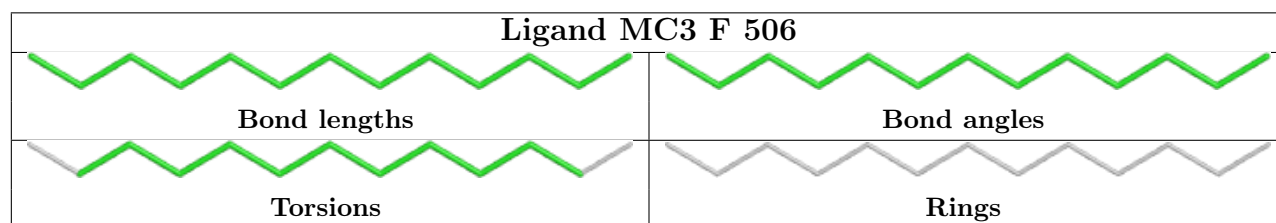
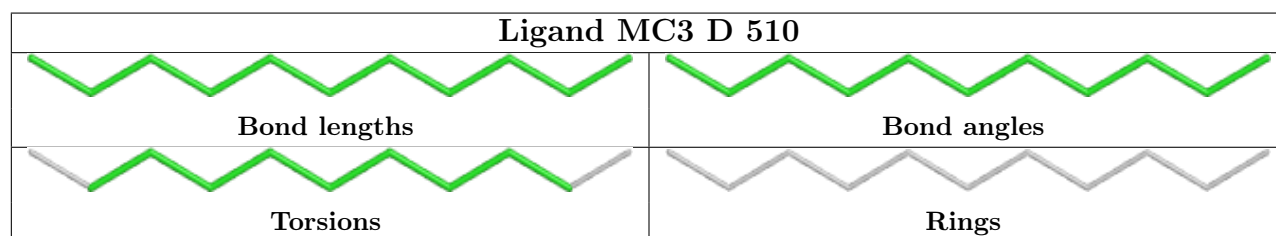
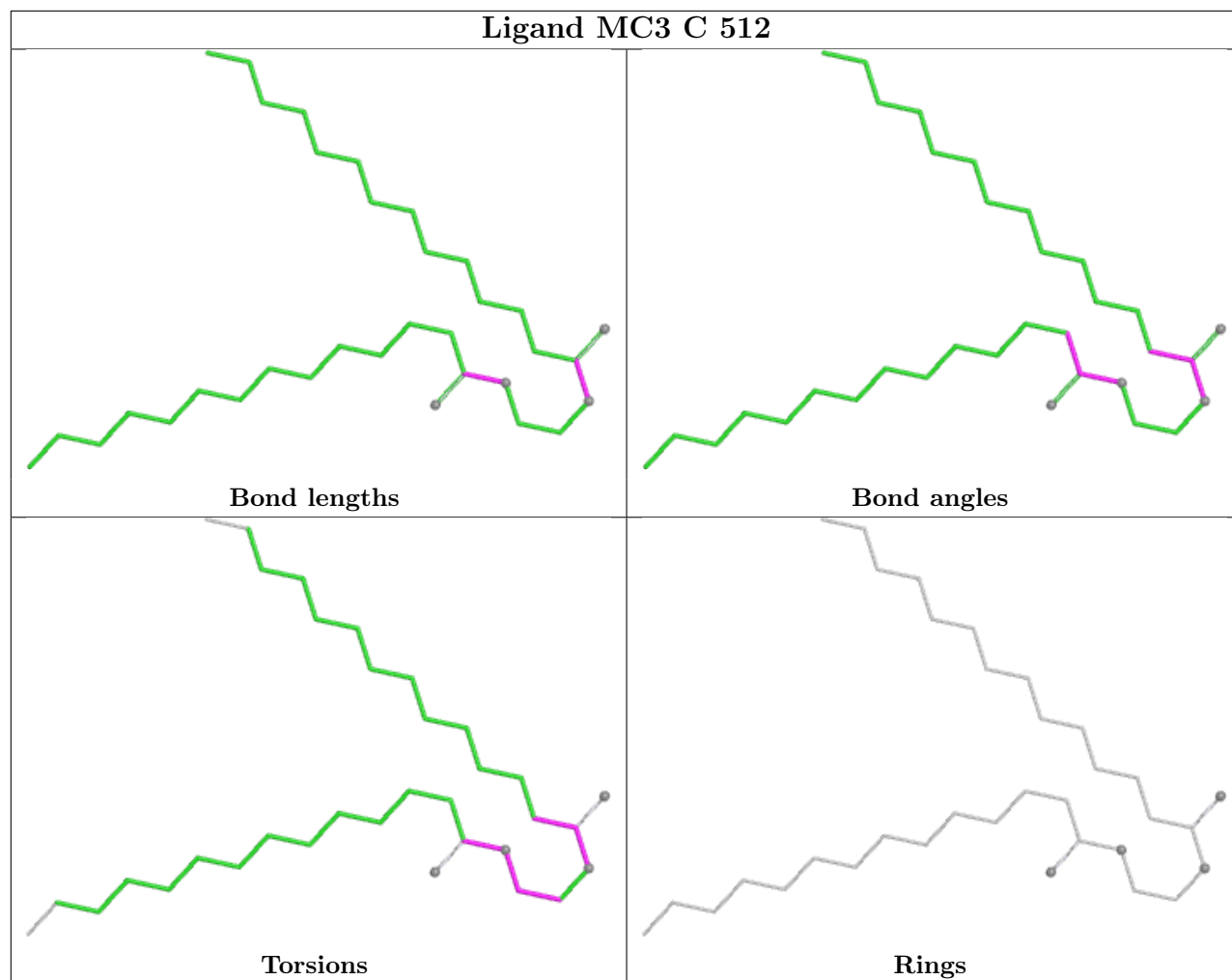


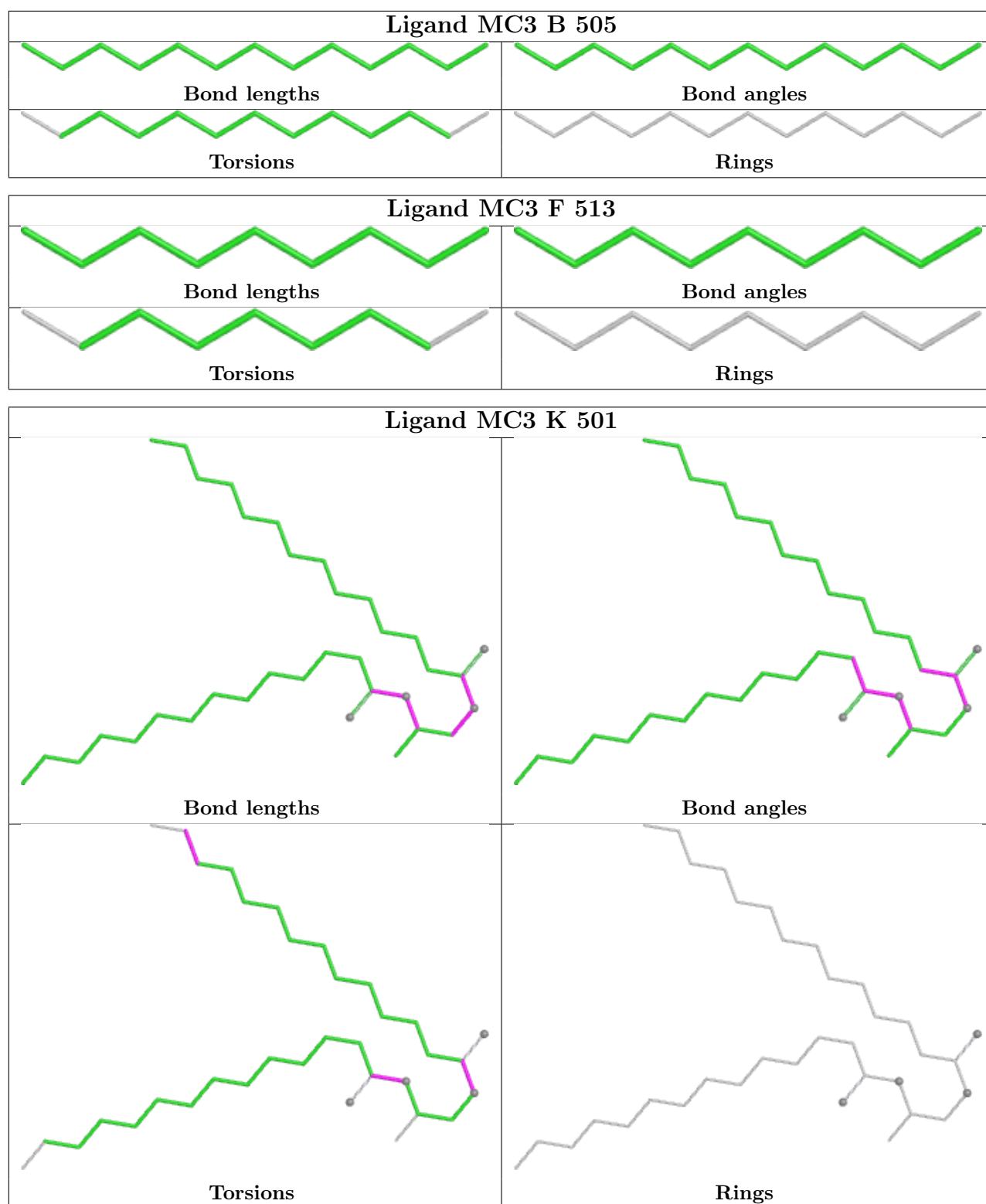


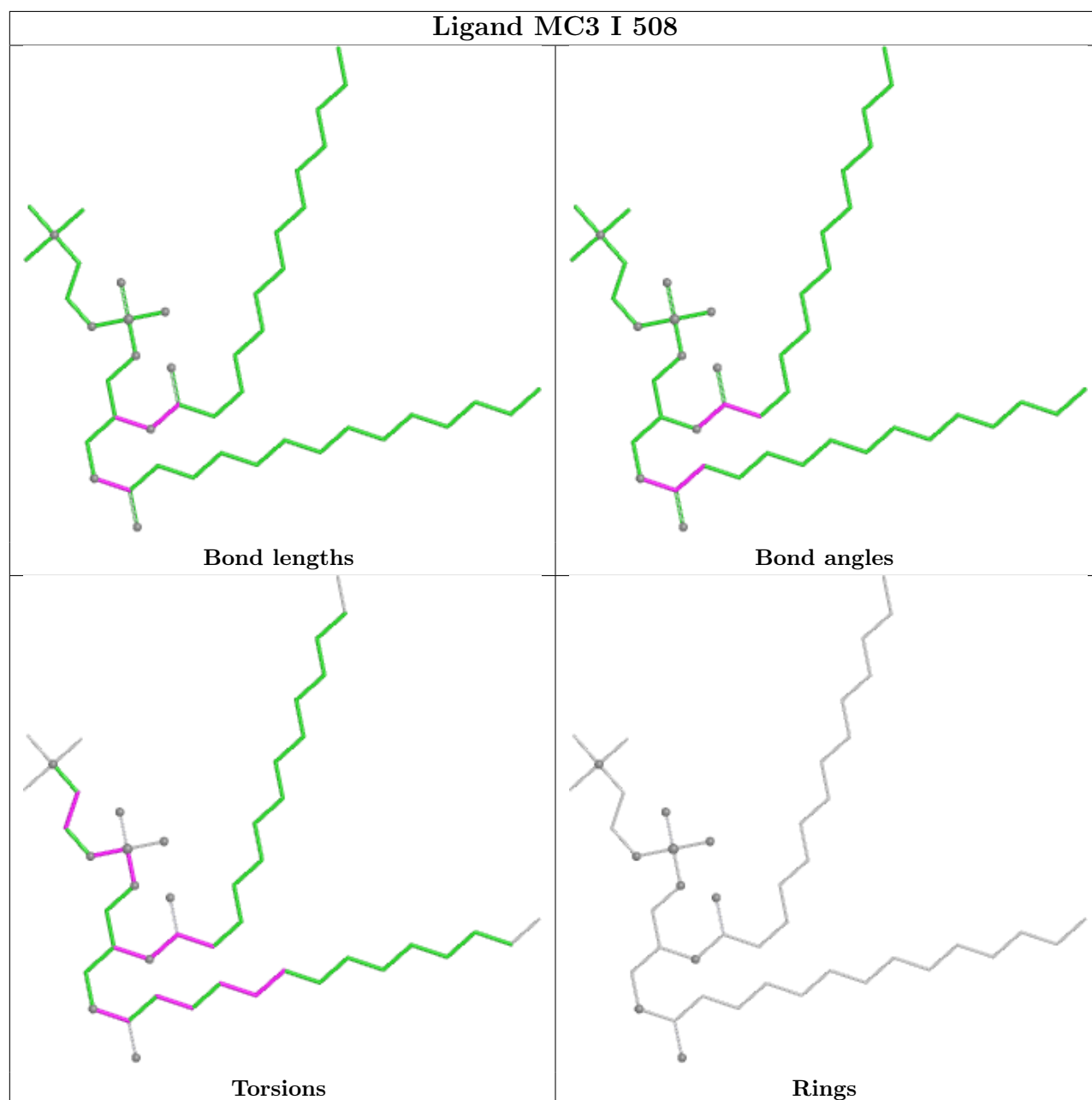
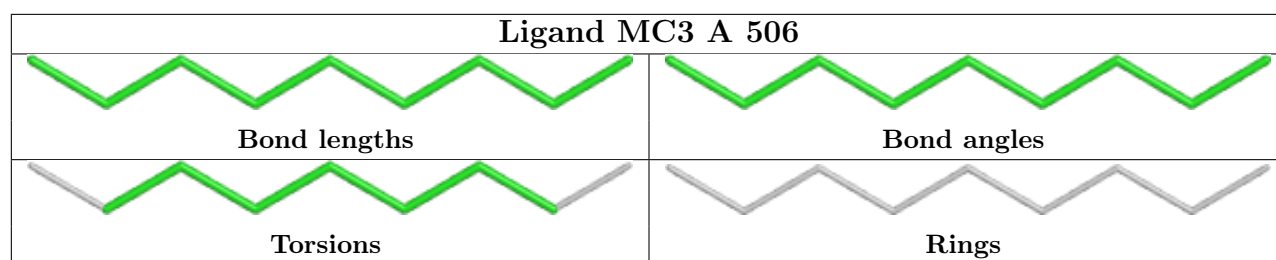
Ligand MC3 B 502			
 Bond lengths		 Bond angles	
 Torsions		 Rings	
Ligand MC3 G 511			
 Bond lengths		 Bond angles	
 Torsions		 Rings	
Ligand MC3 J 507			
 Bond lengths		 Bond angles	
 Torsions		 Rings	
Ligand MC3 K 513			
 Bond lengths		 Bond angles	
 Torsions		 Rings	
Ligand MC3 K 507			
 Bond lengths		 Bond angles	
 Torsions		 Rings	







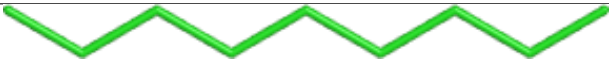
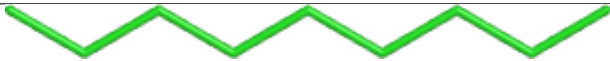
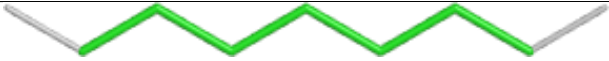




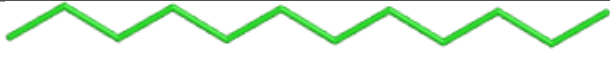




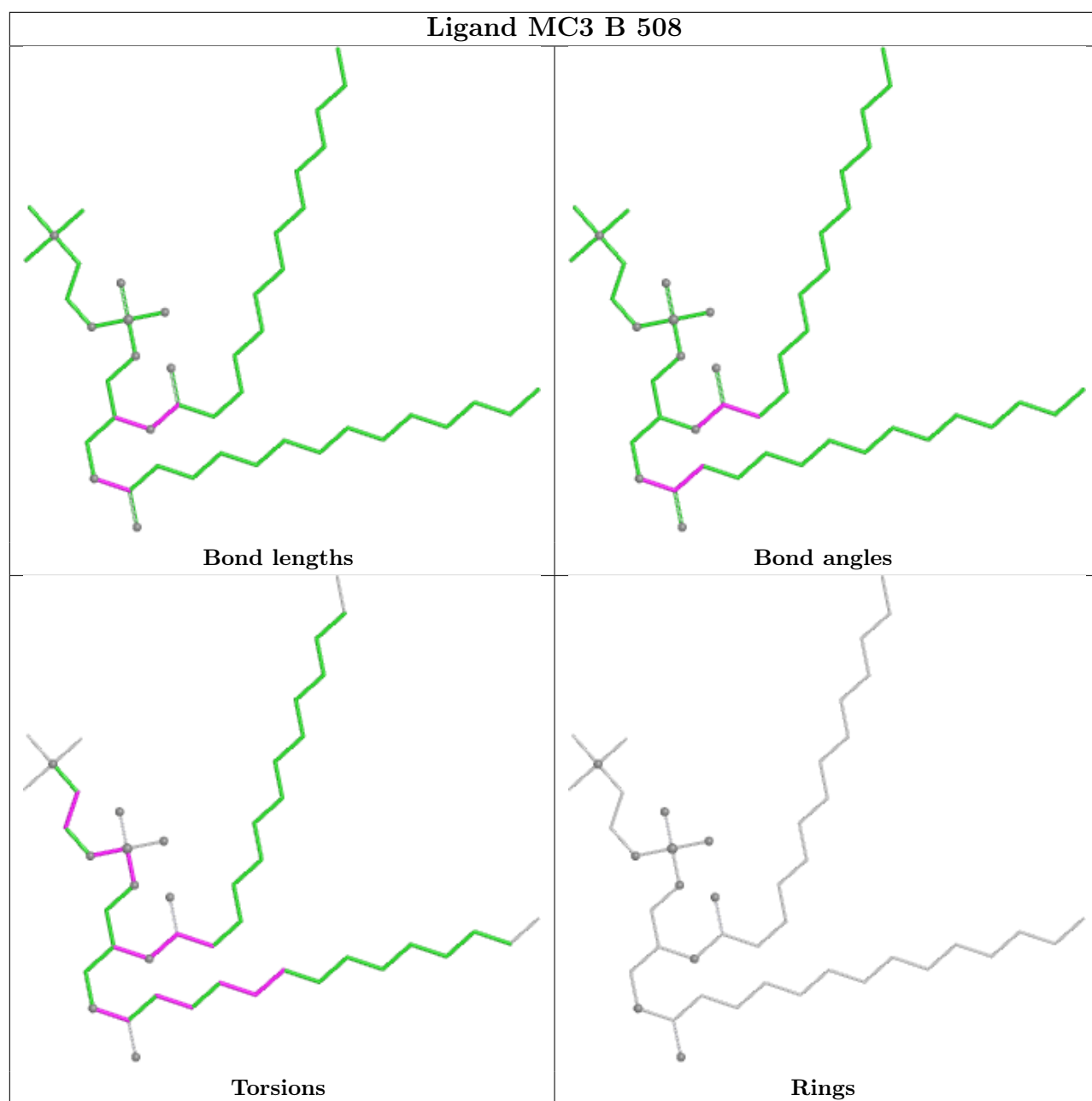


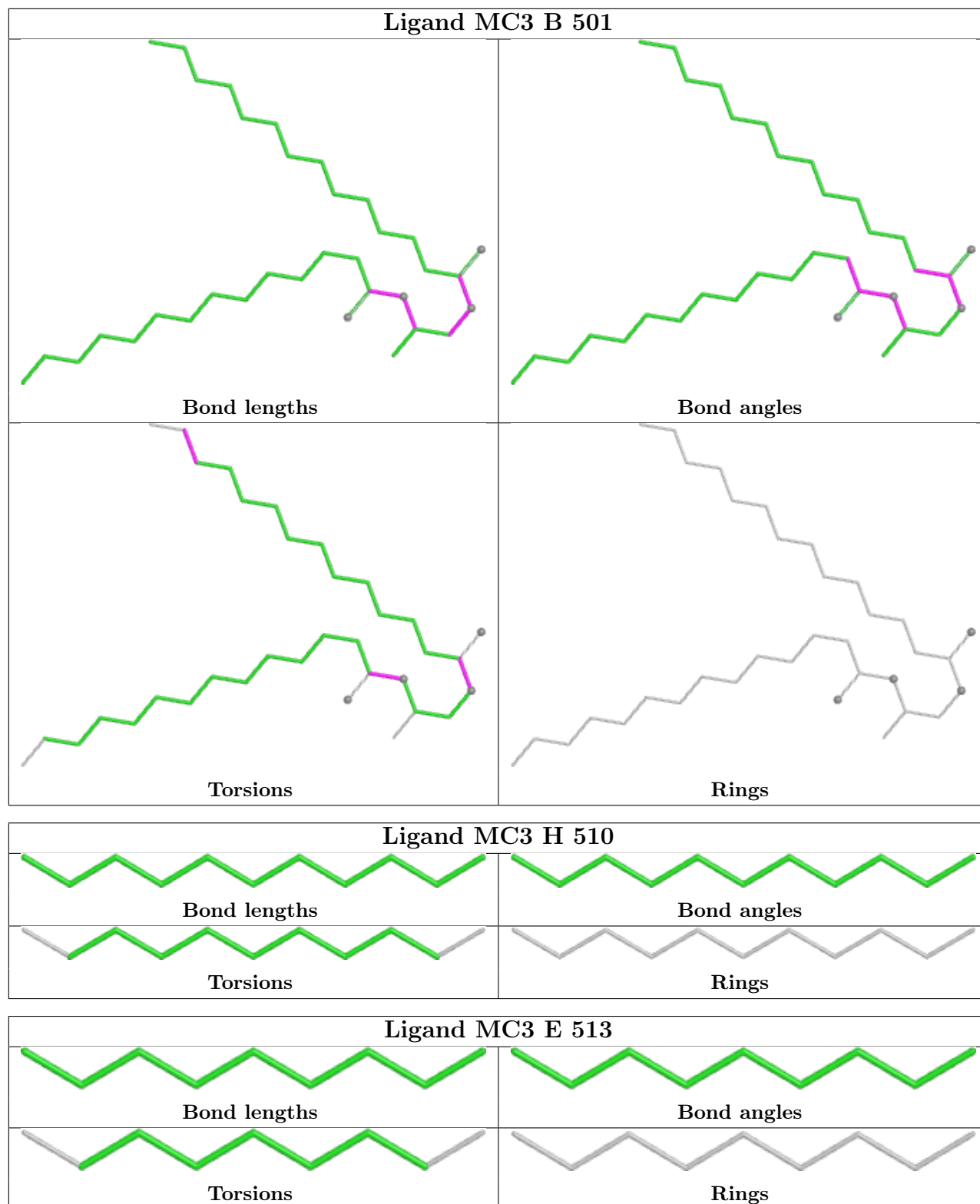


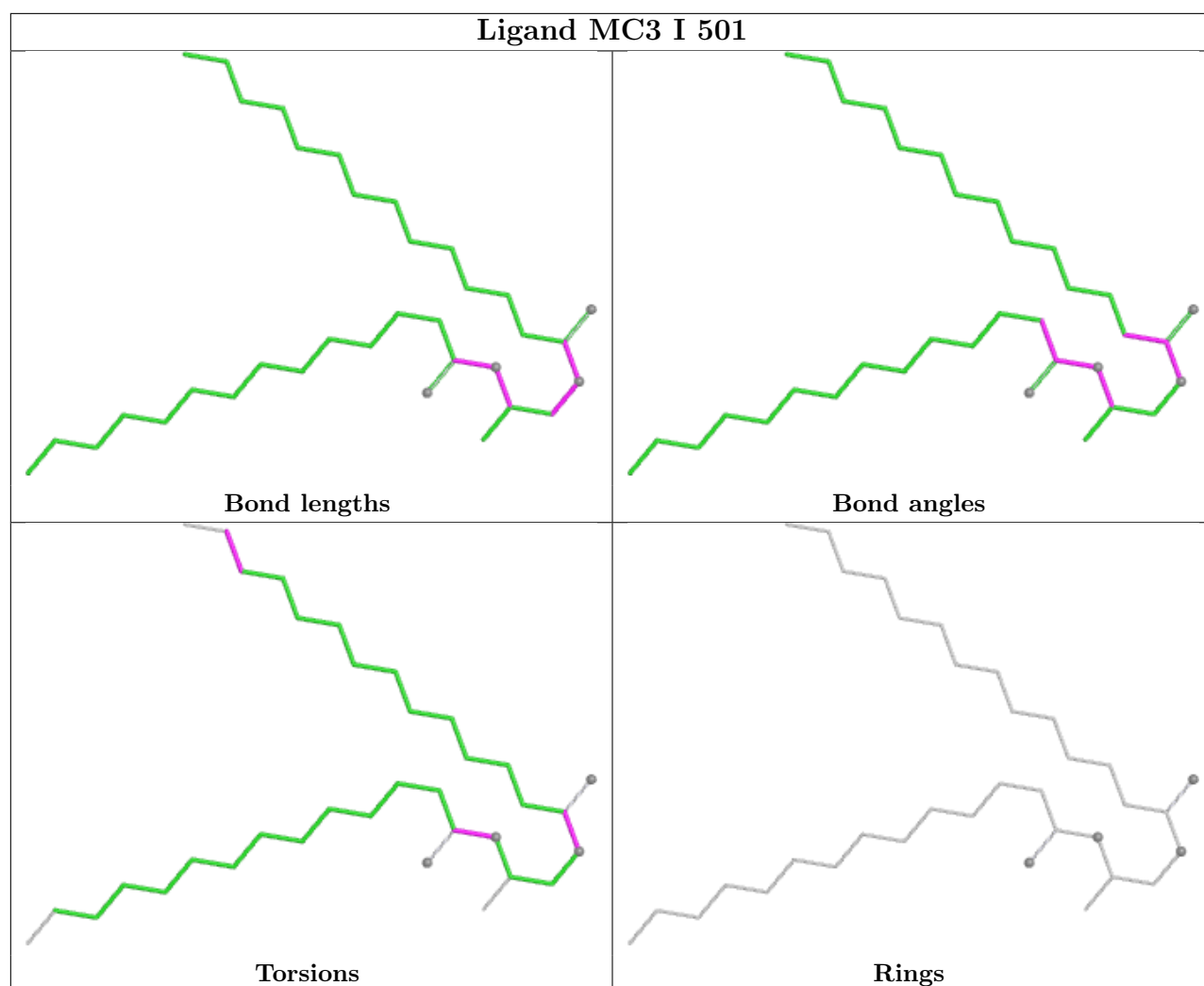
Ligand MC3 H 514			
 Bond lengths		 Bond angles	
 Torsions		 Rings	

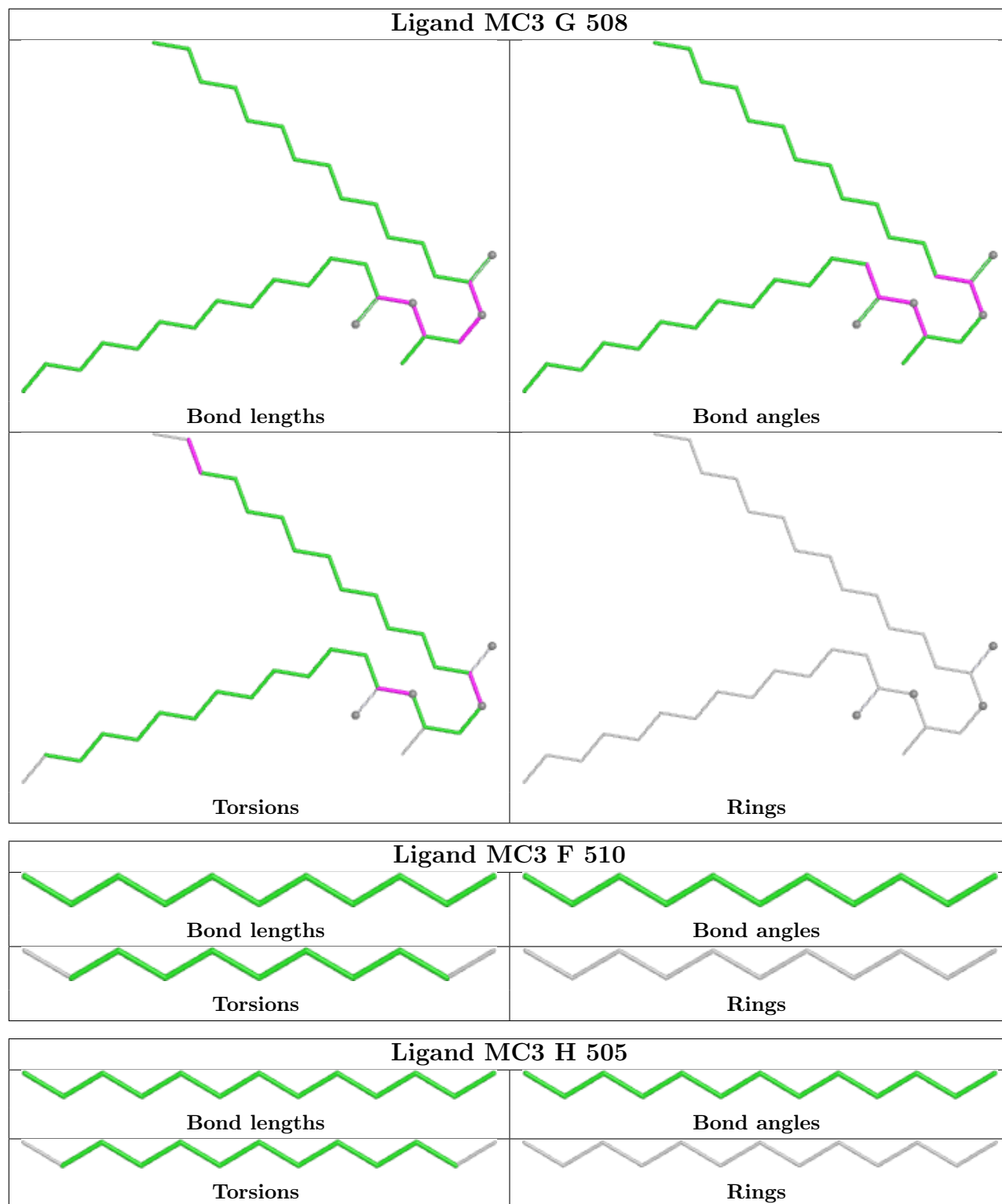
Ligand MC3 I 513			
 Bond lengths		 Bond angles	
 Torsions		 Rings	

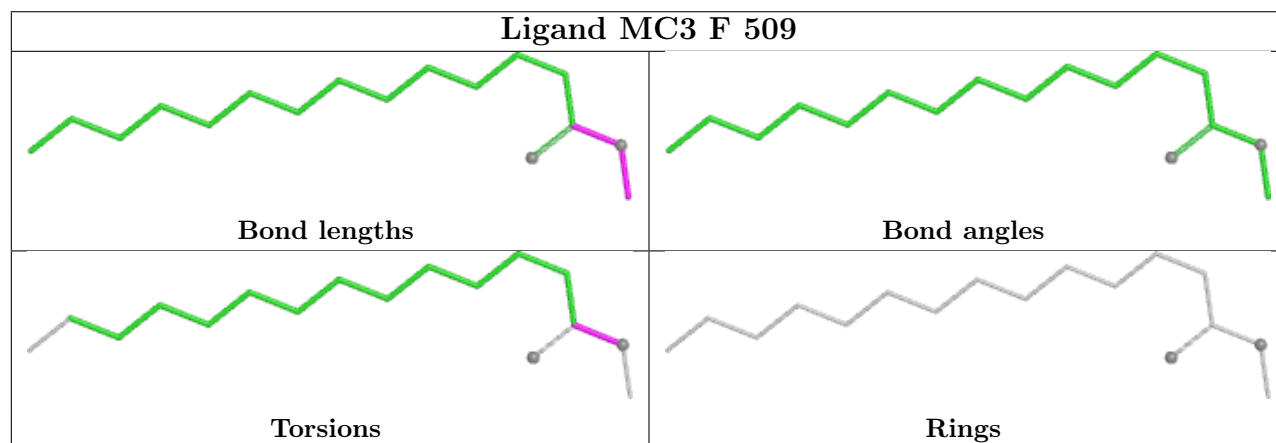
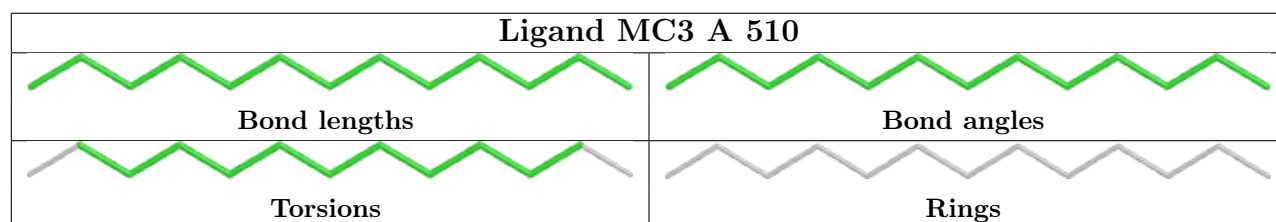
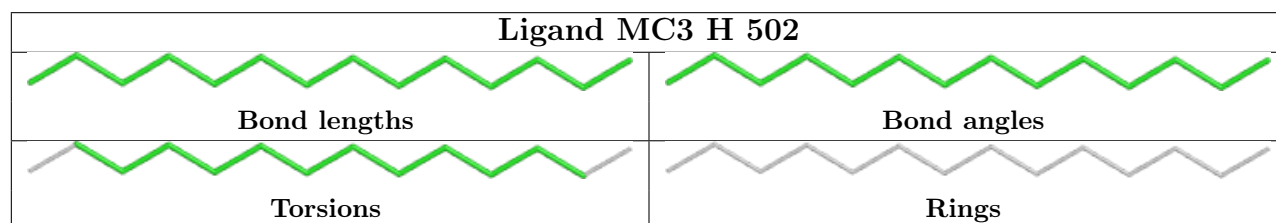
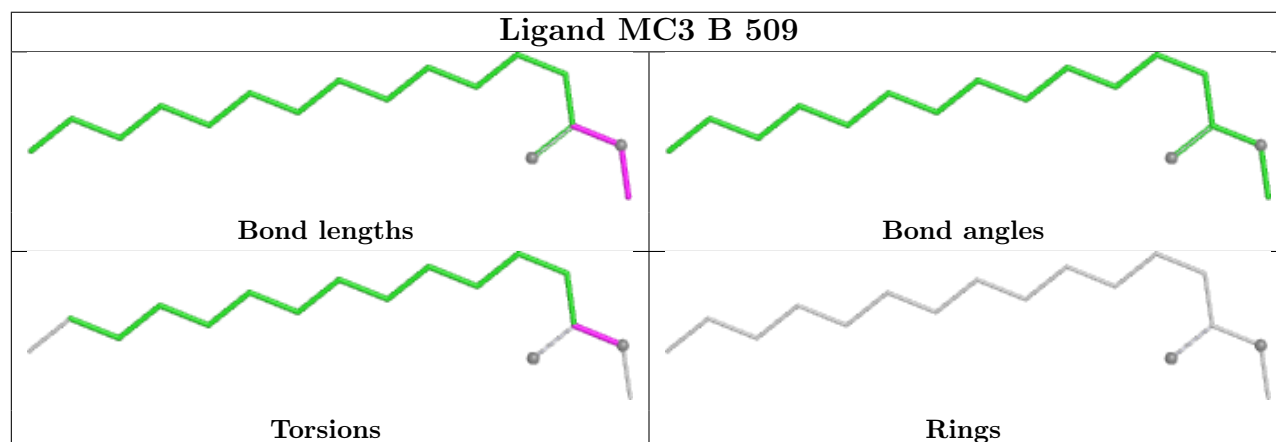
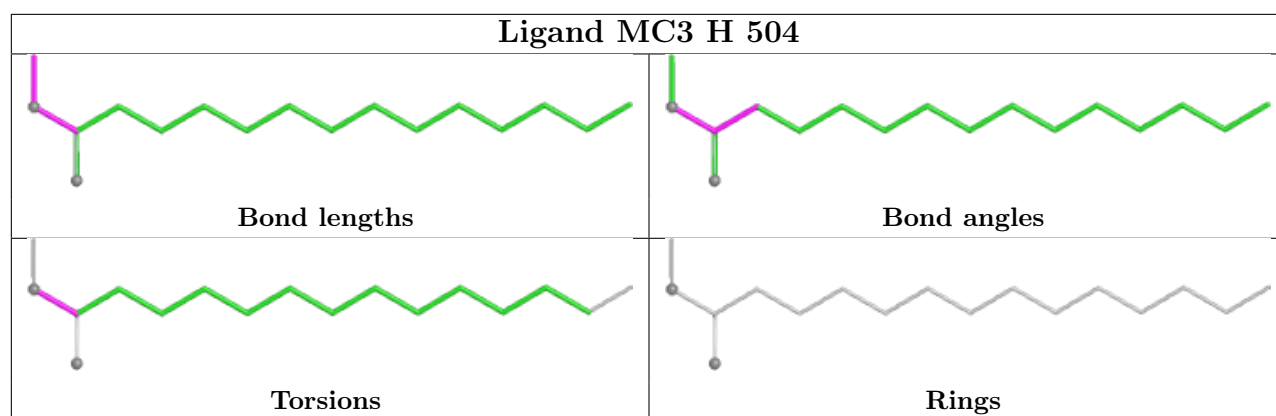
Ligand MC3 G 504			
 Bond lengths		 Bond angles	
 Torsions		 Rings	







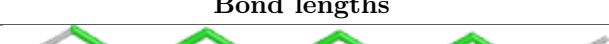
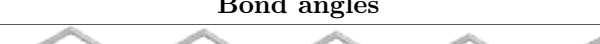























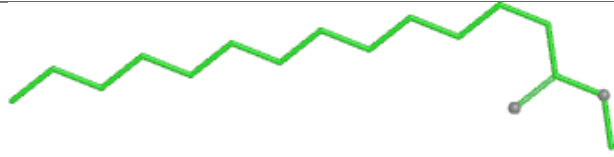
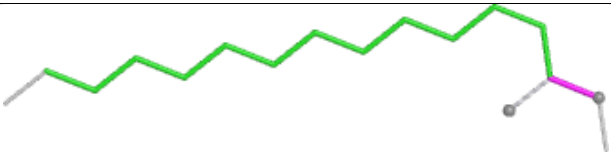
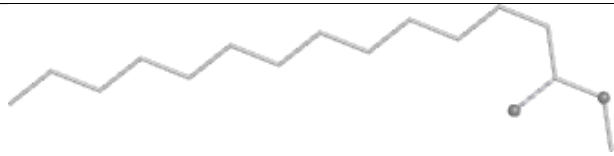








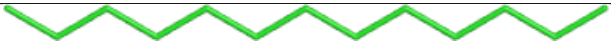
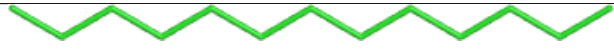











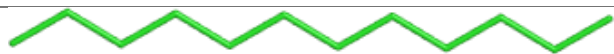


Ligand MC3 C 503			
 Bond lengths		 Bond angles	
 Torsions		 Rings	
Ligand MC3 A 507			
 Bond lengths		 Bond angles	
 Torsions		 Rings	
Ligand MC3 D 505			
 Bond lengths		 Bond angles	
 Torsions		 Rings	
Ligand MC3 H 511			
 Bond lengths		 Bond angles	
 Torsions		 Rings	
Ligand MC3 K 502			
 Bond lengths		 Bond angles	
 Torsions		 Rings	
Ligand MC3 E 503			
 Bond lengths		 Bond angles	
 Torsions		 Rings	
Ligand MC3 J 511			
 Bond lengths		 Bond angles	
 Torsions		 Rings	





Ligand MC3 A 502	
	
Bond lengths	Bond angles
	
Torsions	Rings

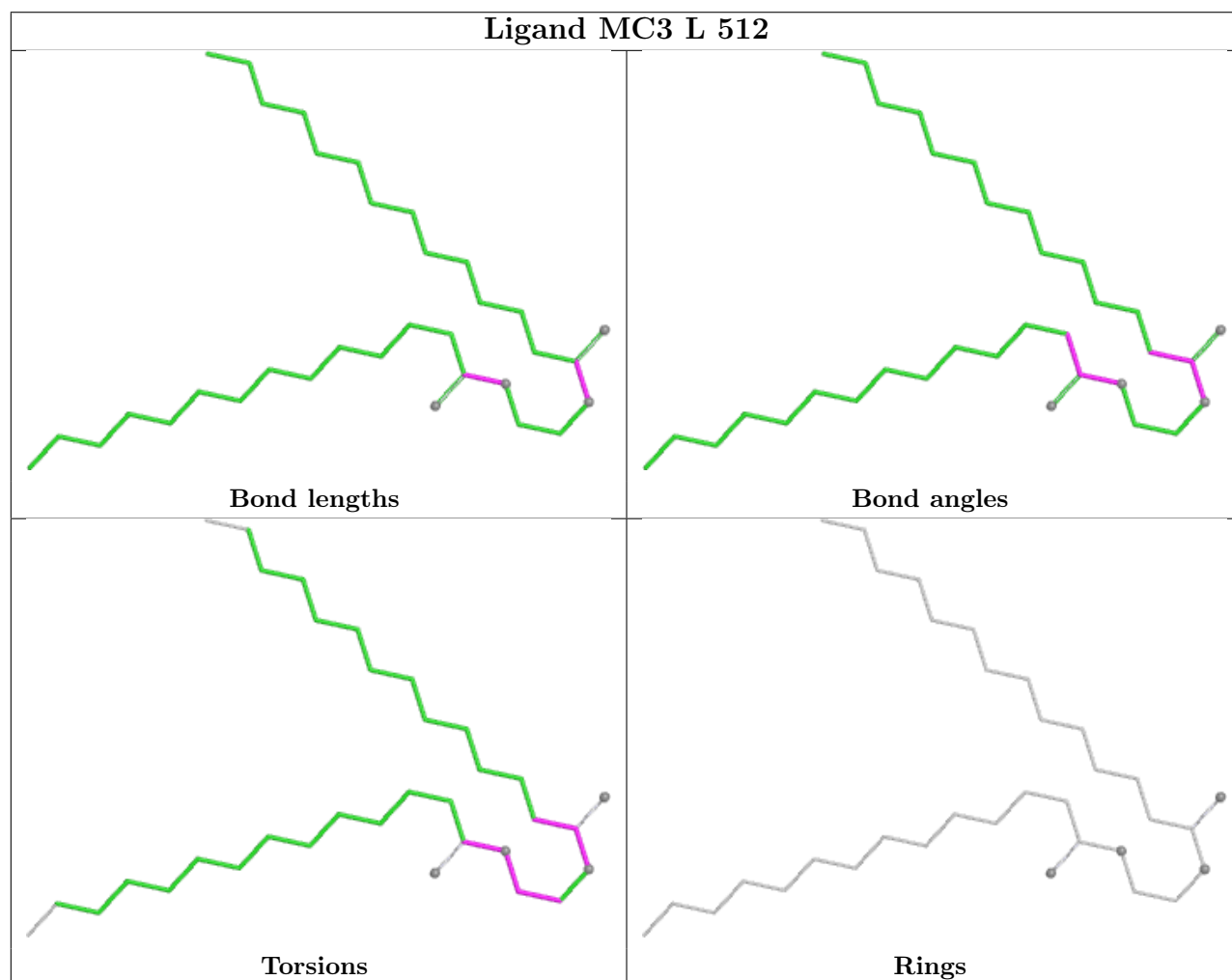
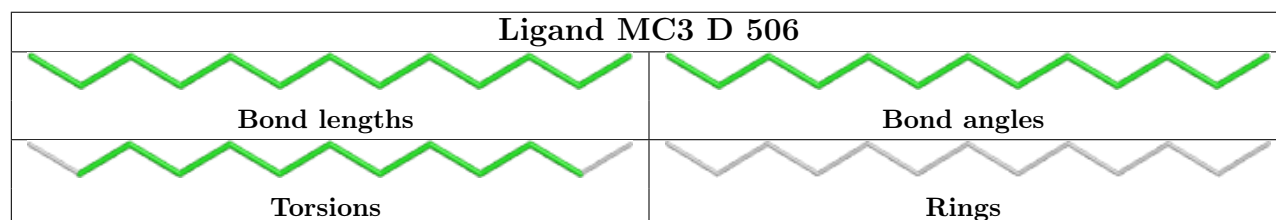
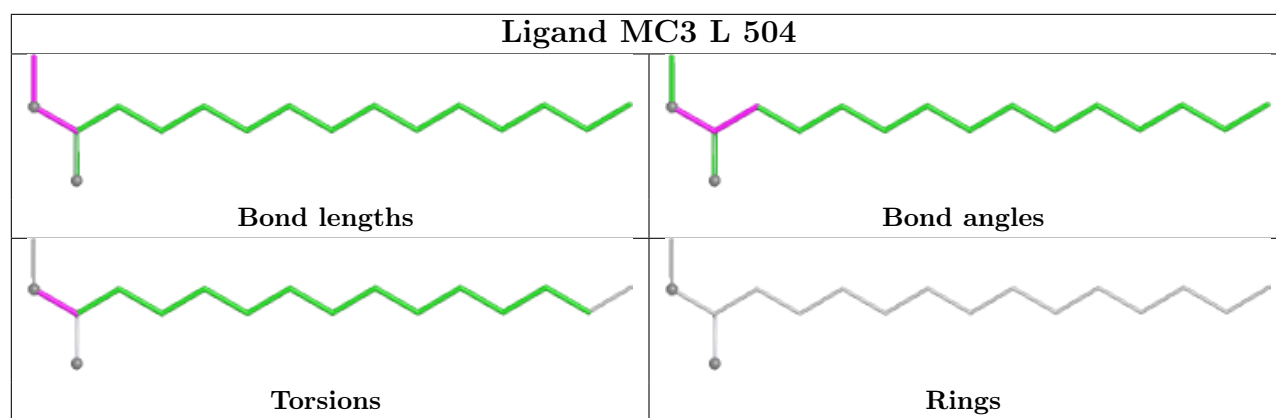
Ligand MC3 F 511	
	
Bond lengths	Bond angles
	
Torsions	Rings













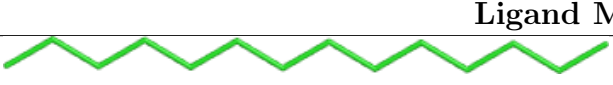
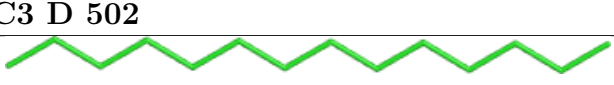

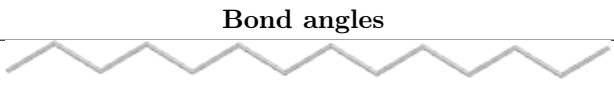


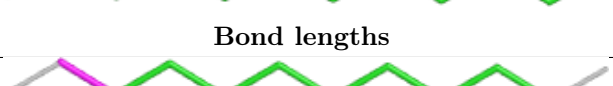
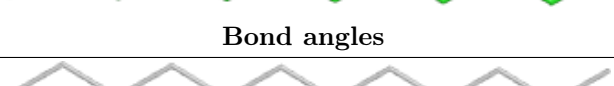
Ligand MC3 I 506	
	
Bond lengths	Bond angles
	
Torsions	Rings


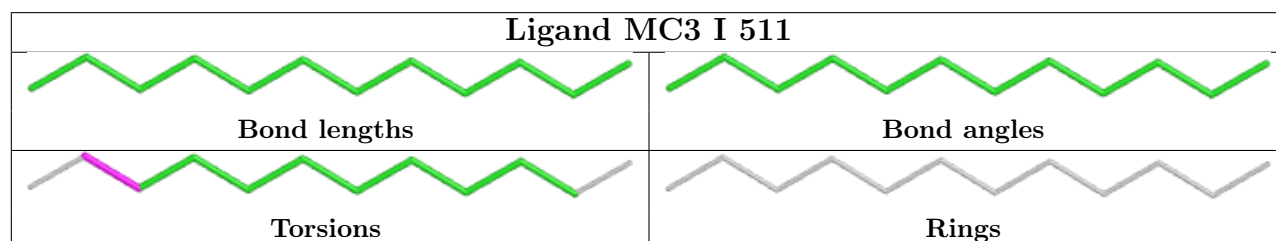
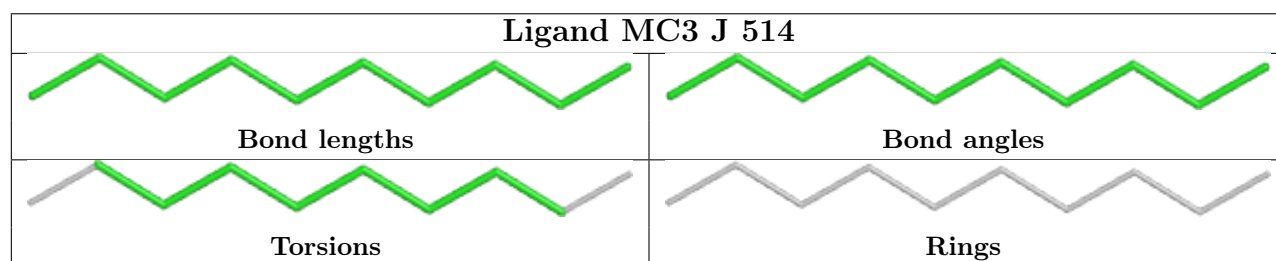
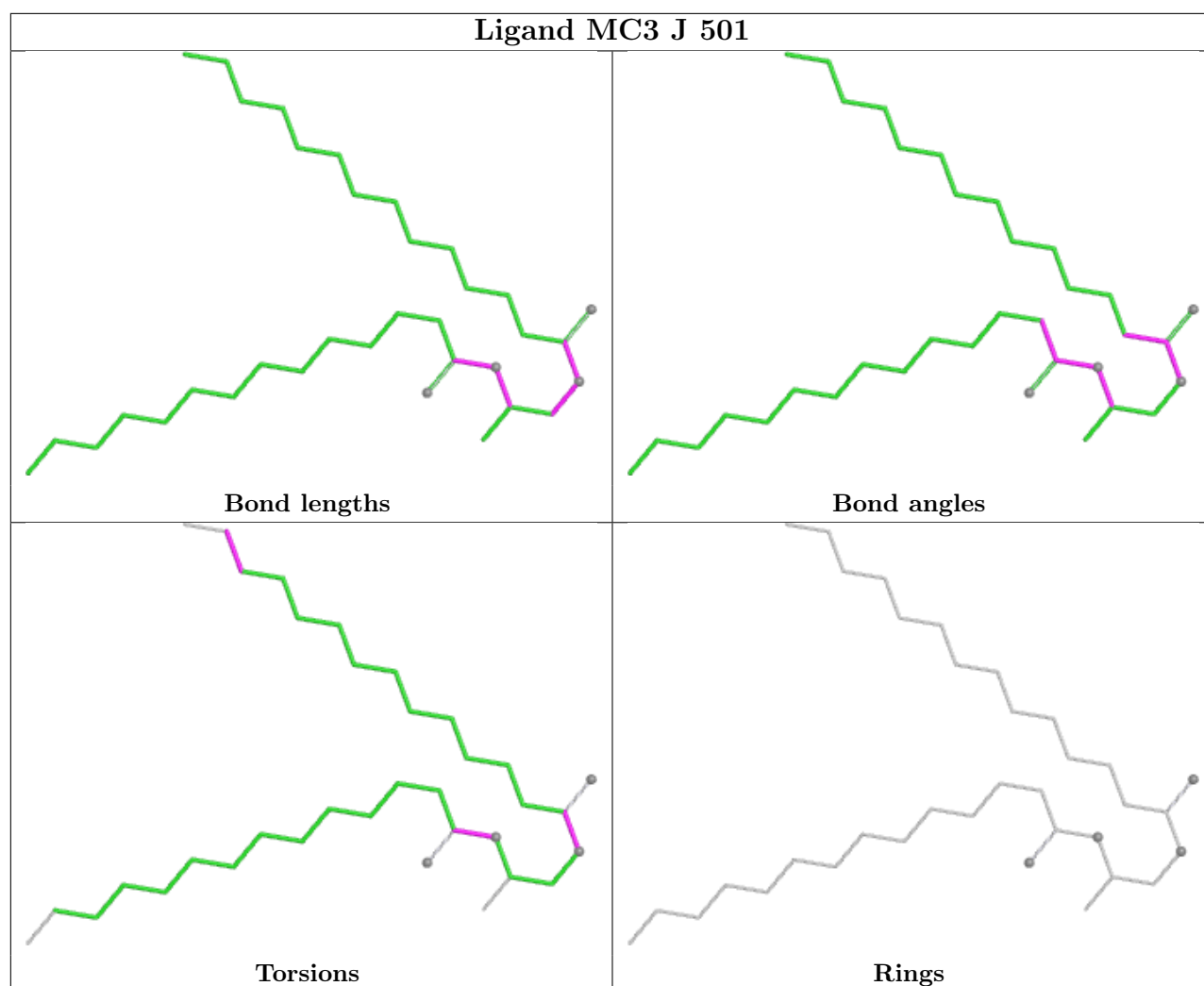
Ligand MC3 B 514	
	
Bond lengths	Bond angles
	
Torsions	Rings

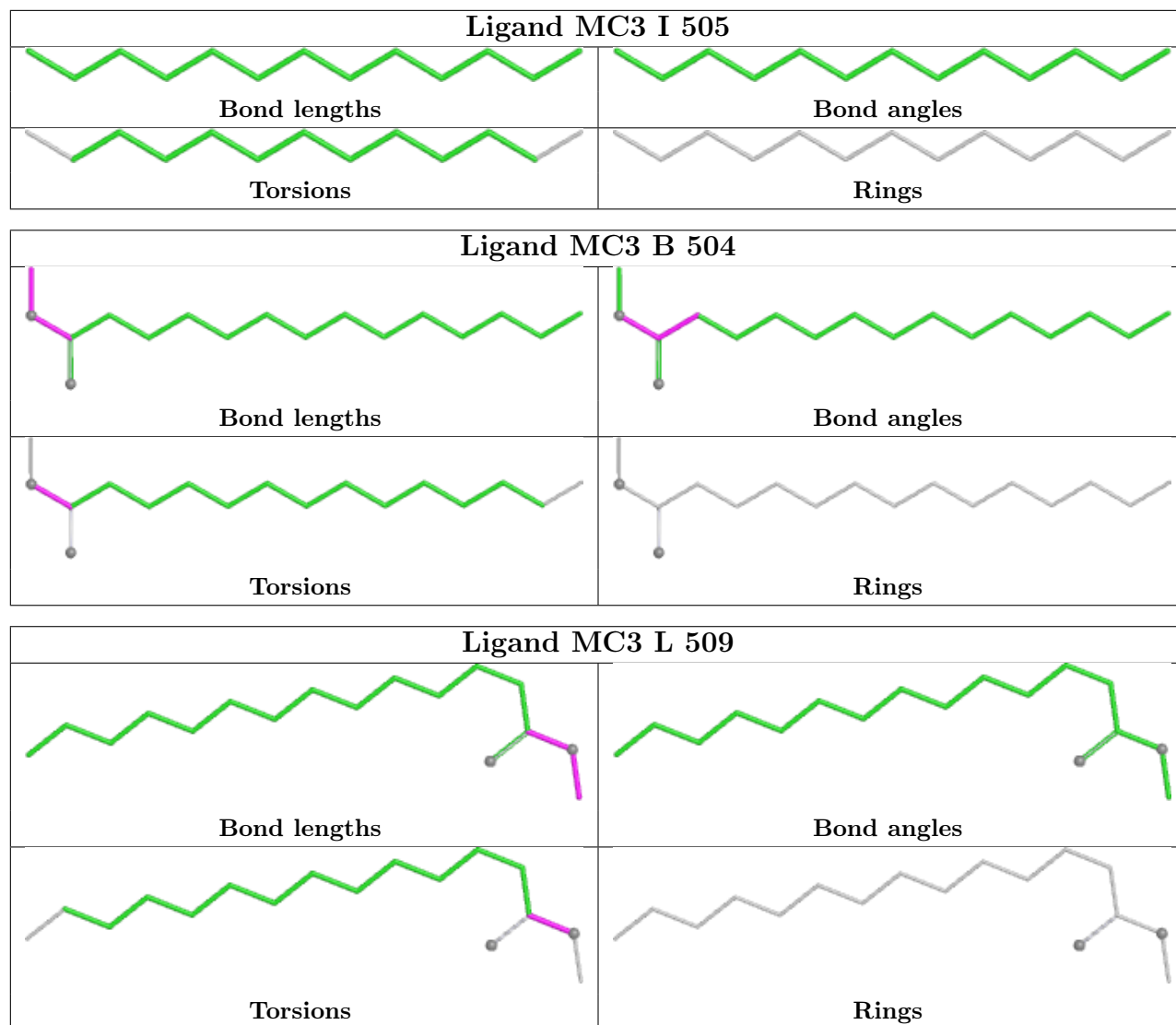
Ligand MC3 D 511	
	
Bond lengths	Bond angles
	
Torsions	Rings

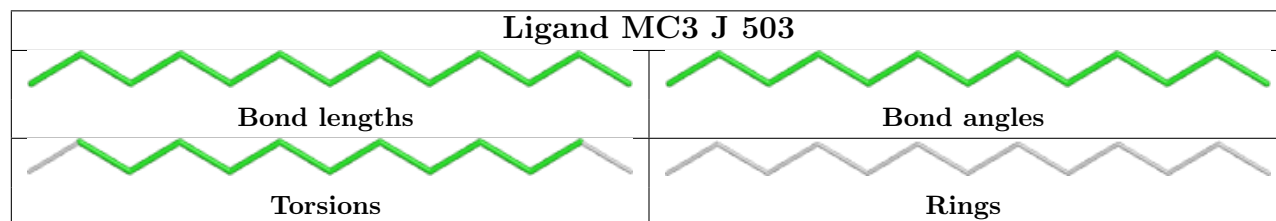
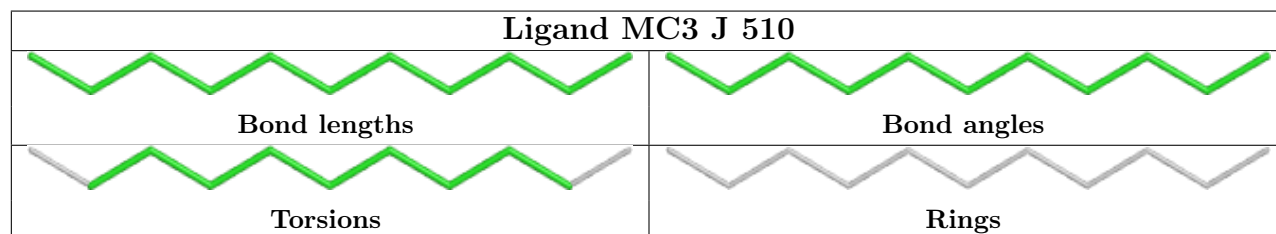
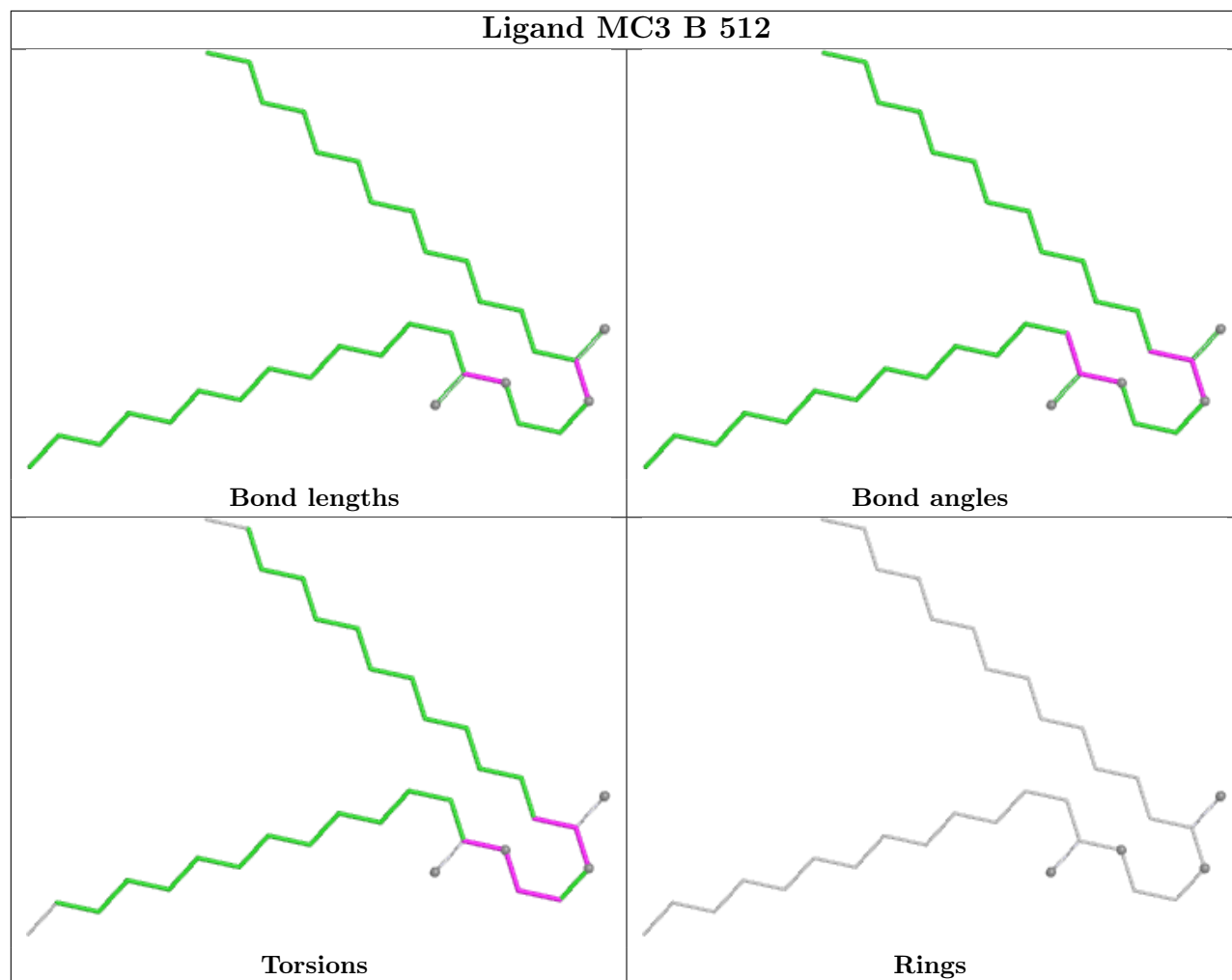
Ligand MC3 J 513	
	
Bond lengths	Bond angles
	
Torsions	Rings

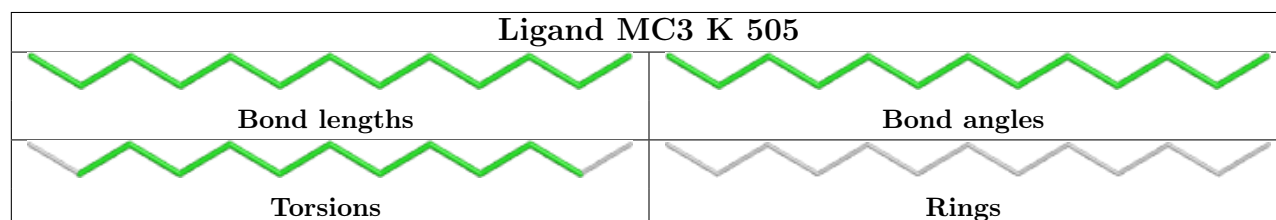
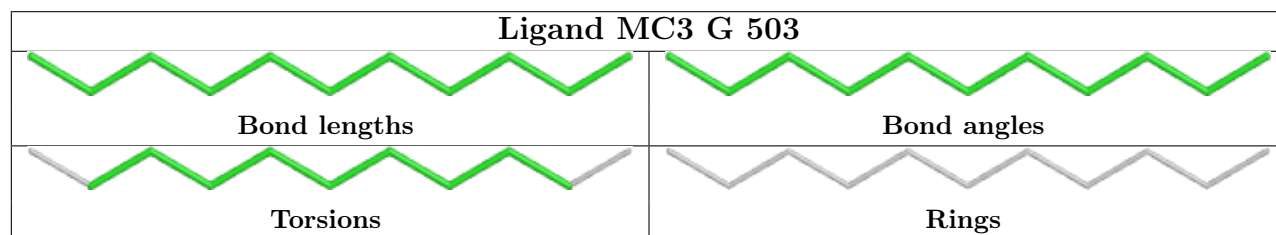
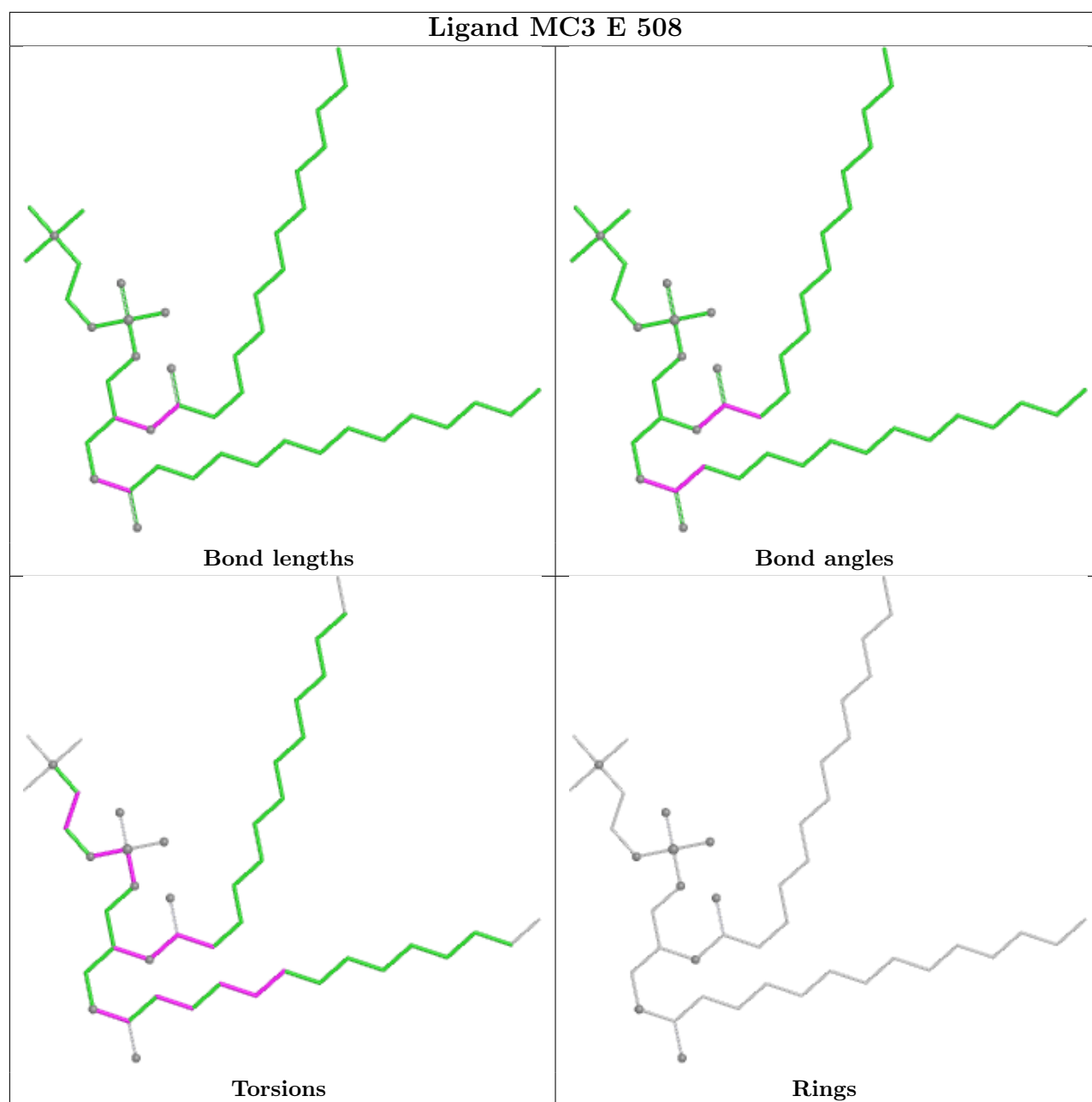



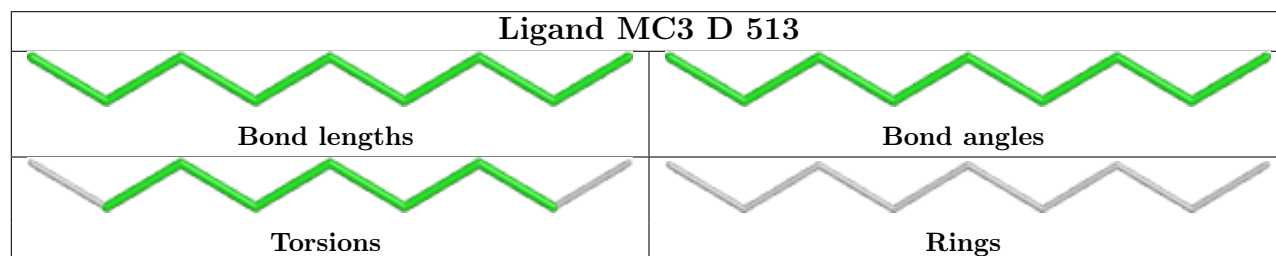
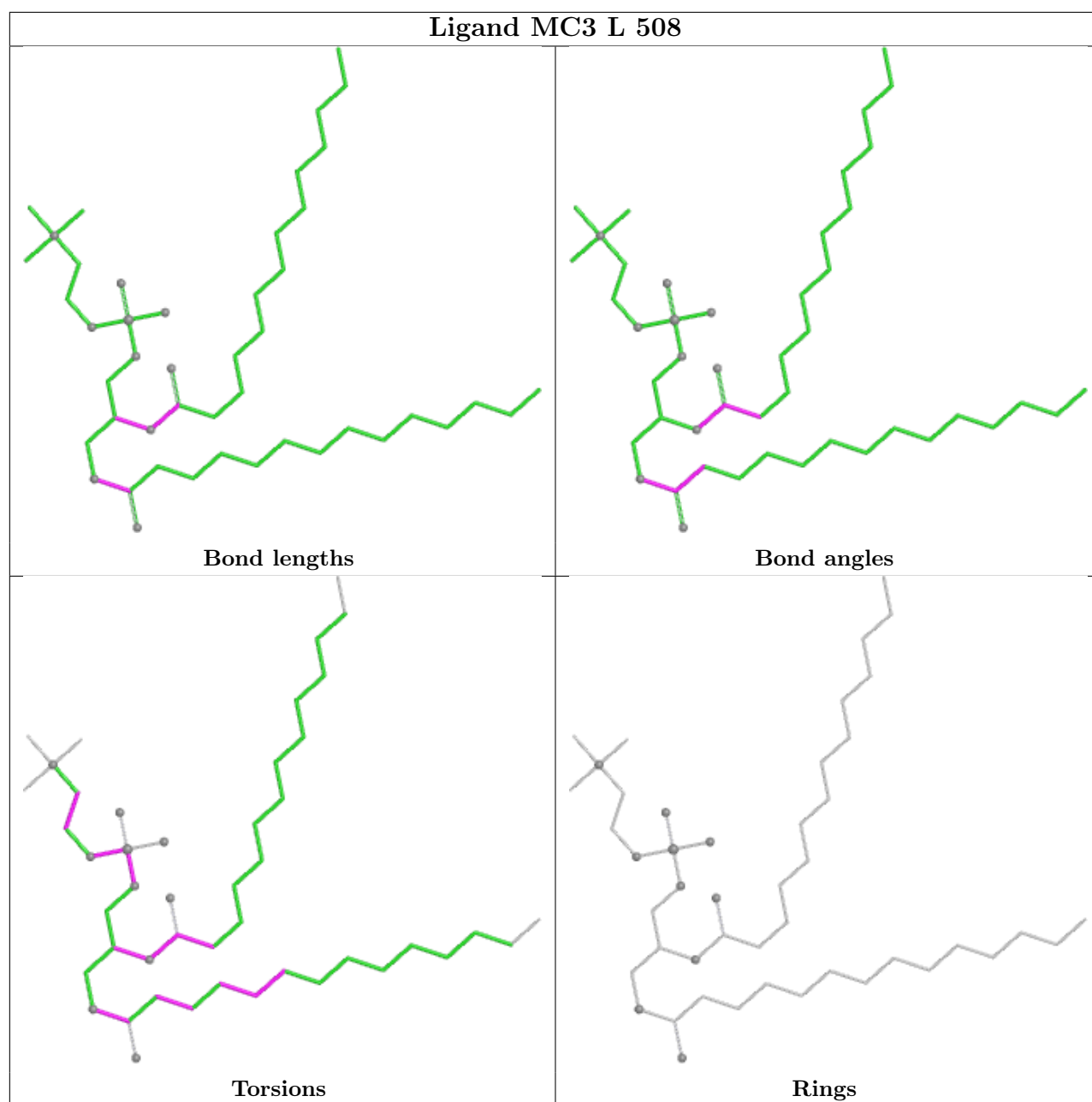
Ligand MC3 G 514			
 Bond lengths		 Bond angles	
 Torsions		 Rings	
Ligand MC3 K 506			
 Bond lengths		 Bond angles	
 Torsions		 Rings	
Ligand MC3 L 510			
 Bond lengths		 Bond angles	
 Torsions		 Rings	
Ligand MC3 D 502			
 Bond lengths		 Bond angles	
 Torsions		 Rings	
Ligand MC3 A 504			
 Bond lengths		 Bond angles	
 Torsions		 Rings	

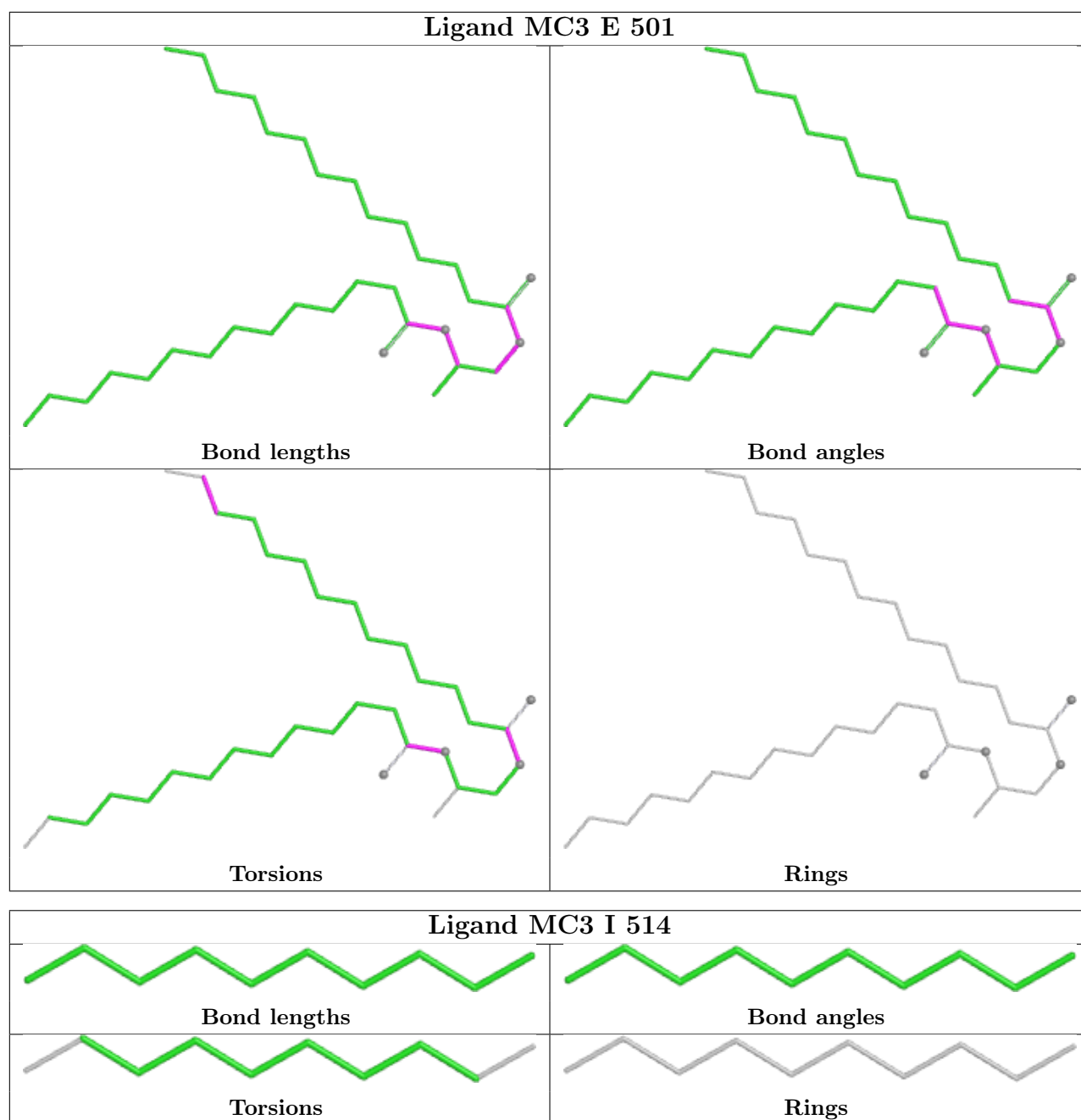


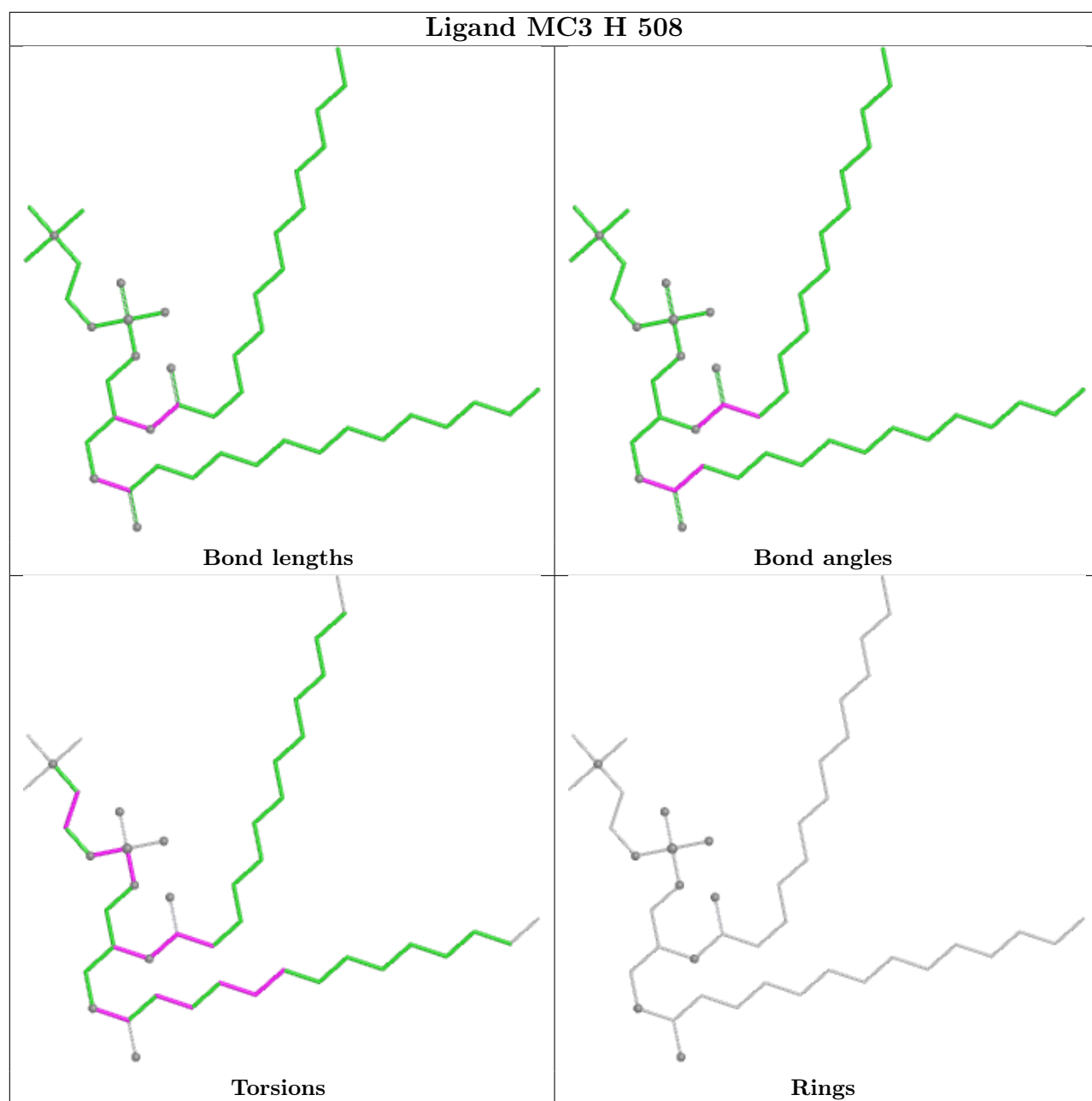


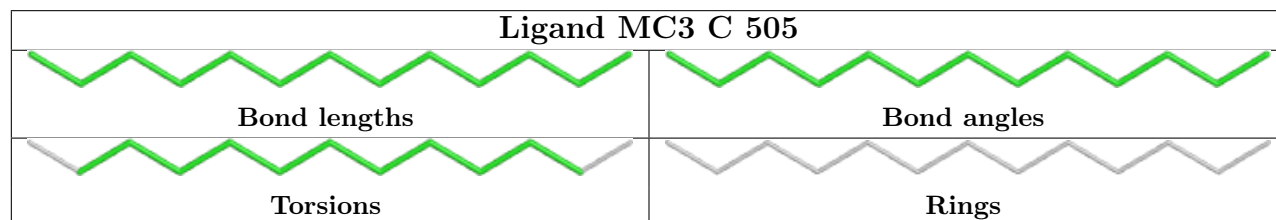
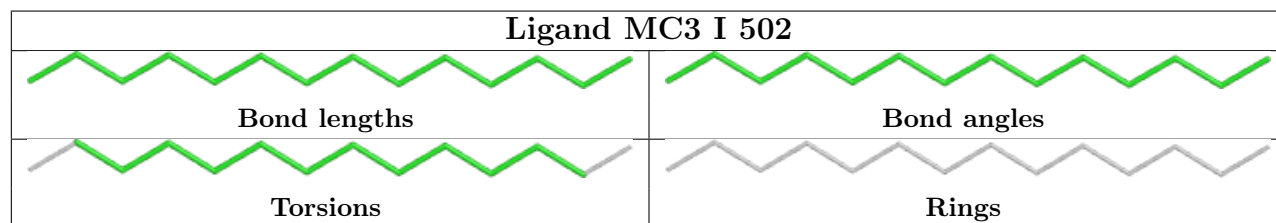
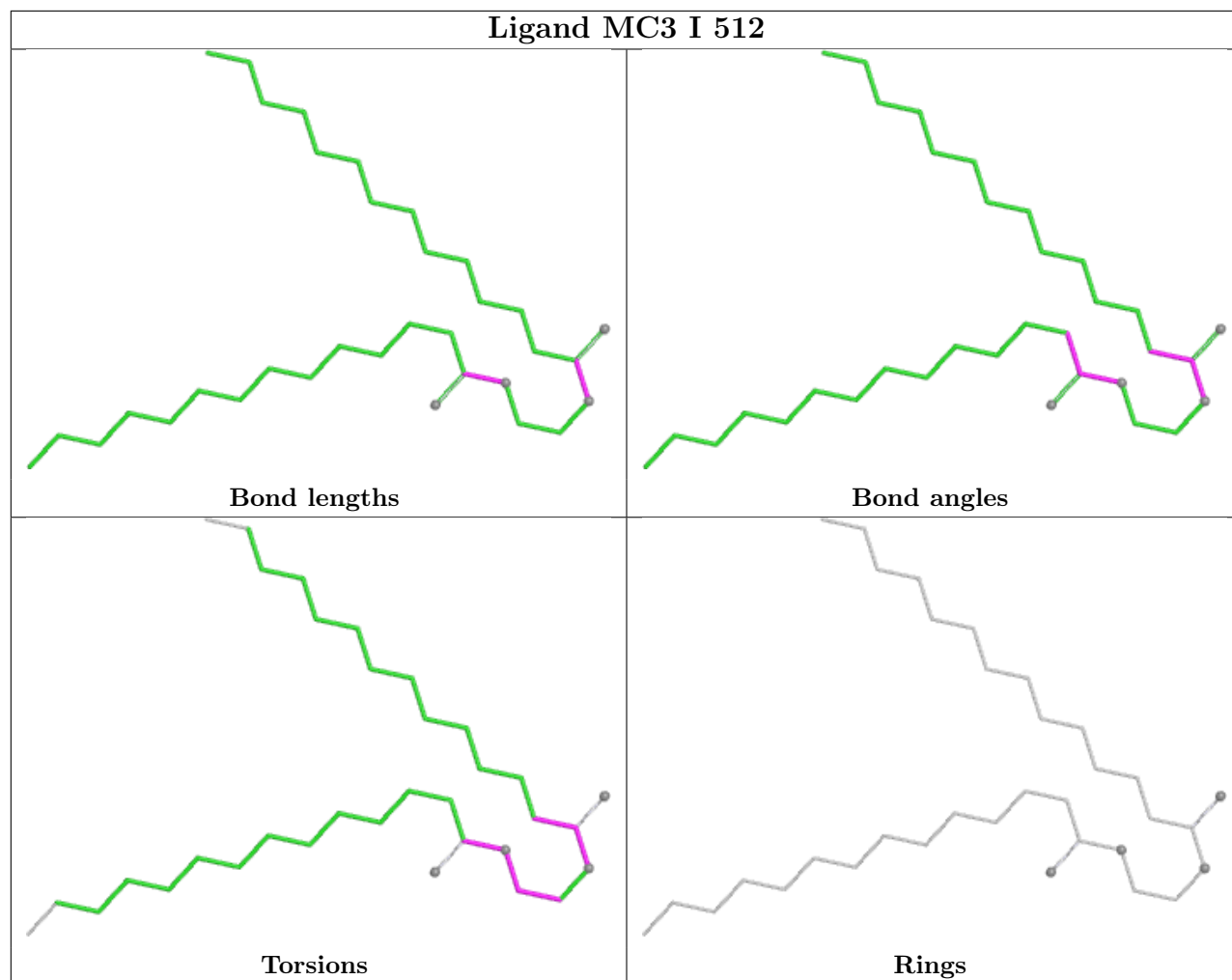


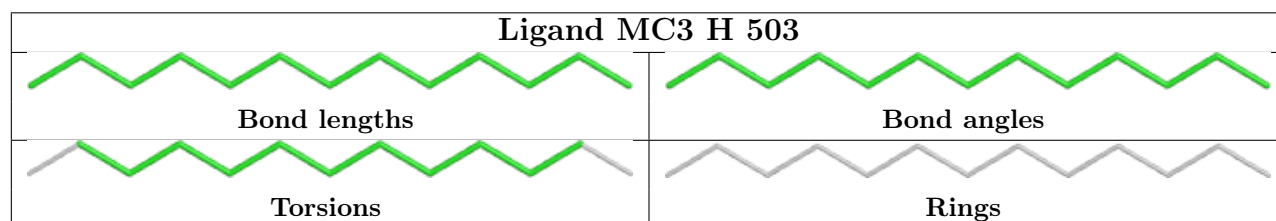
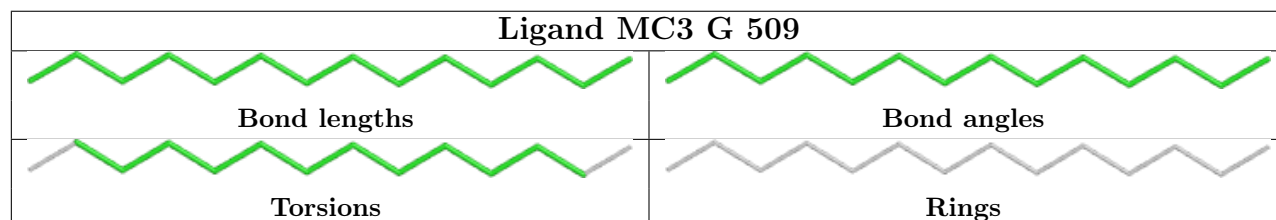
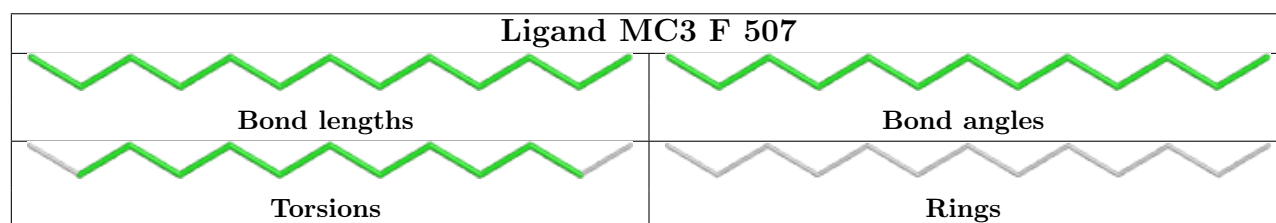
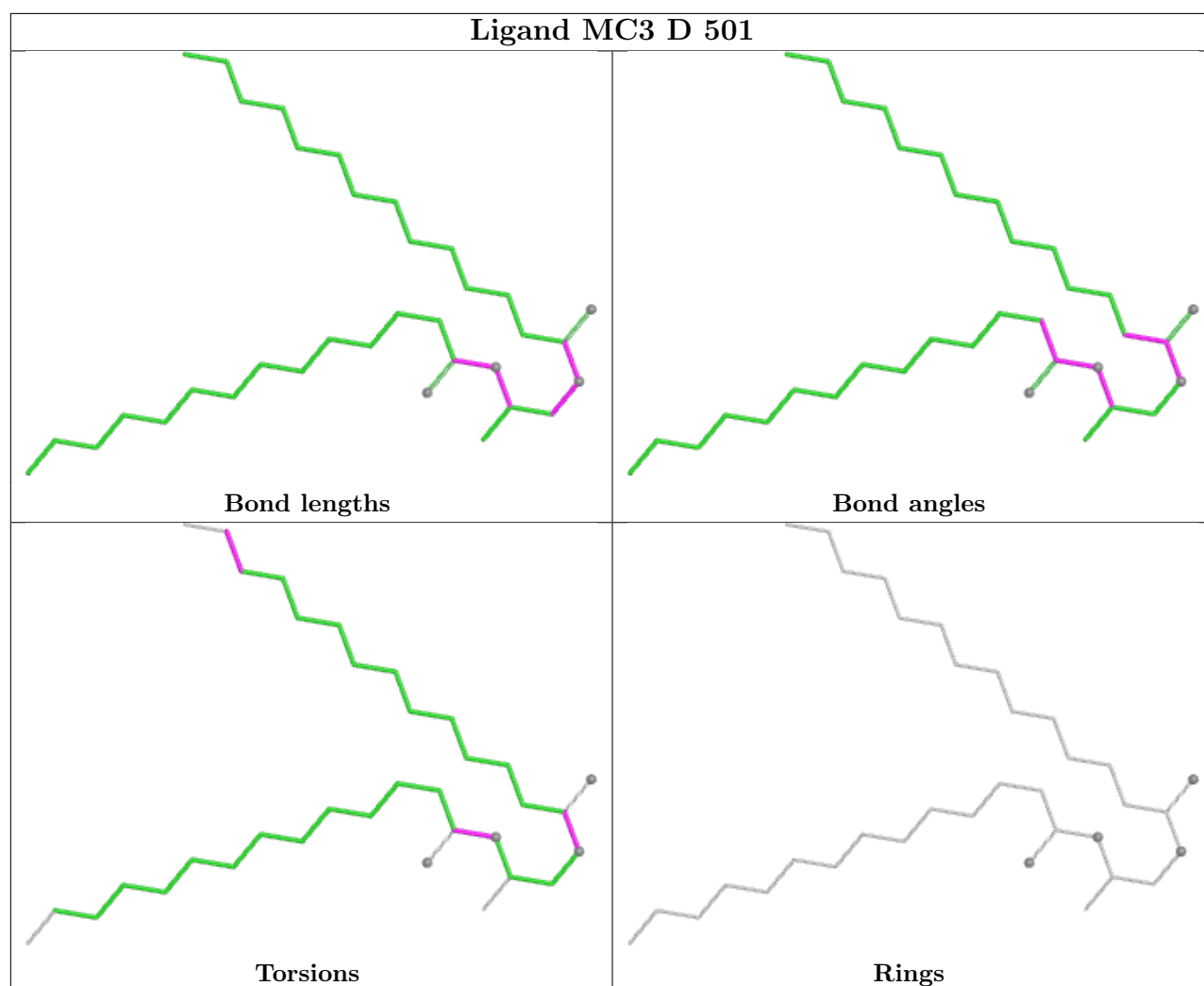


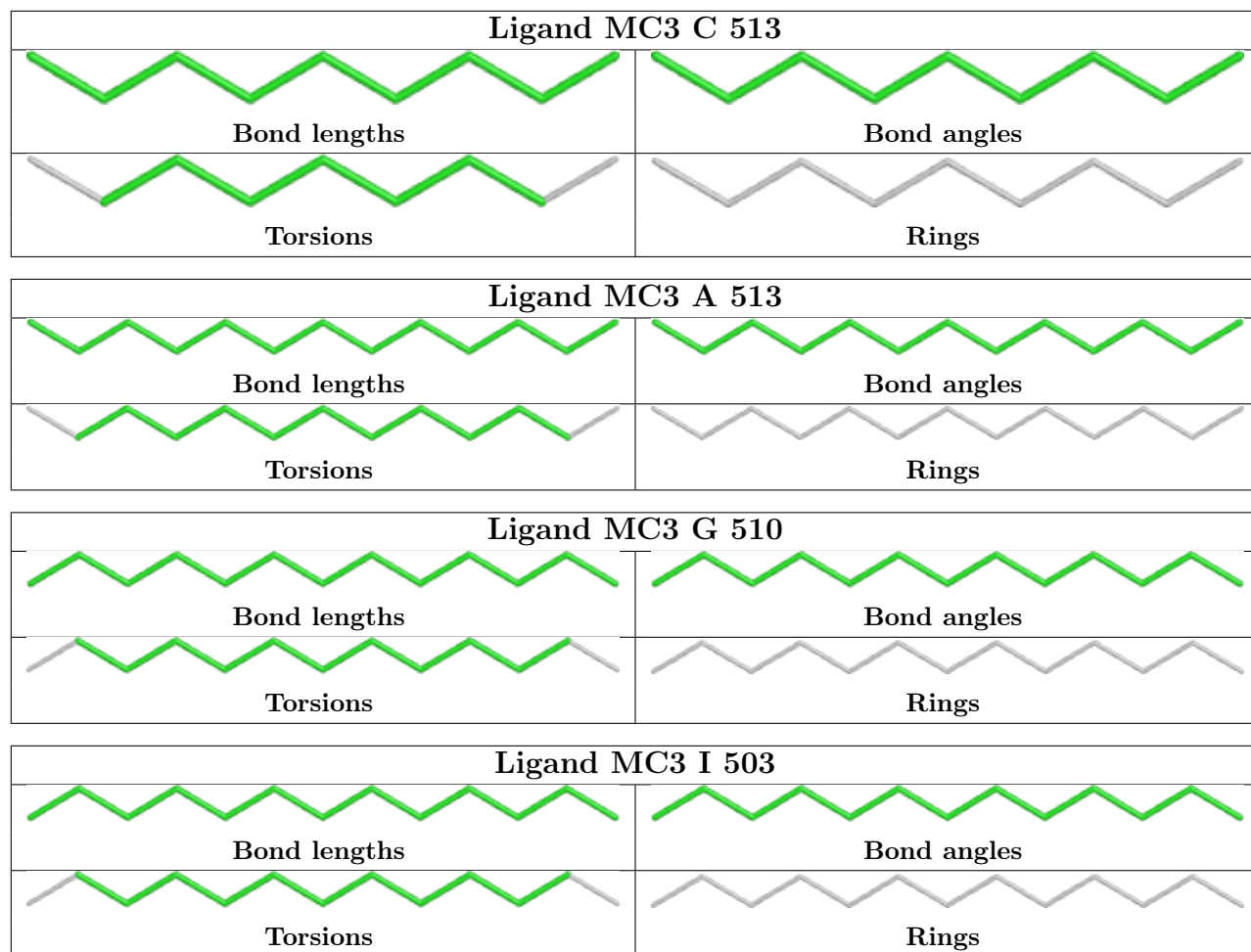


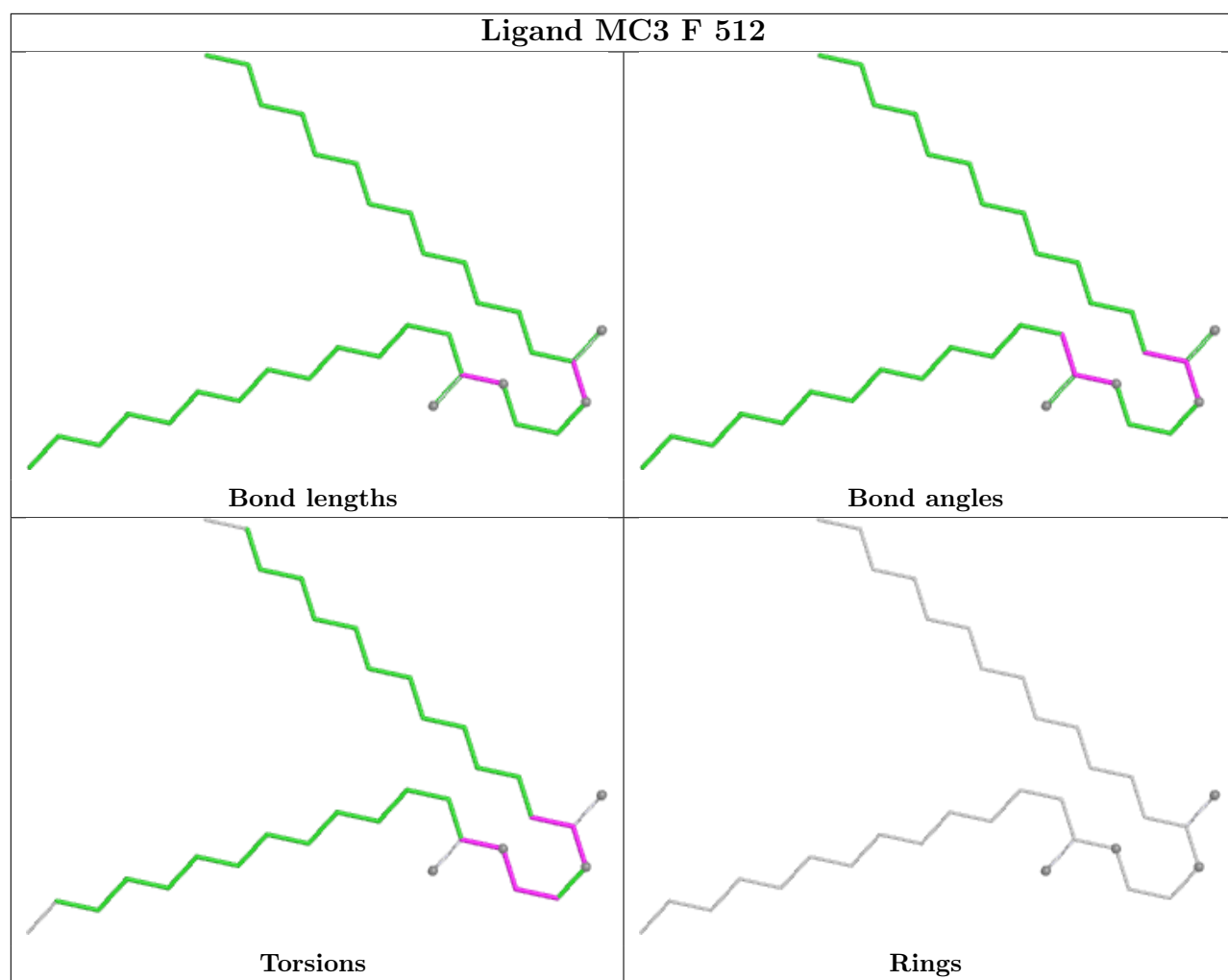


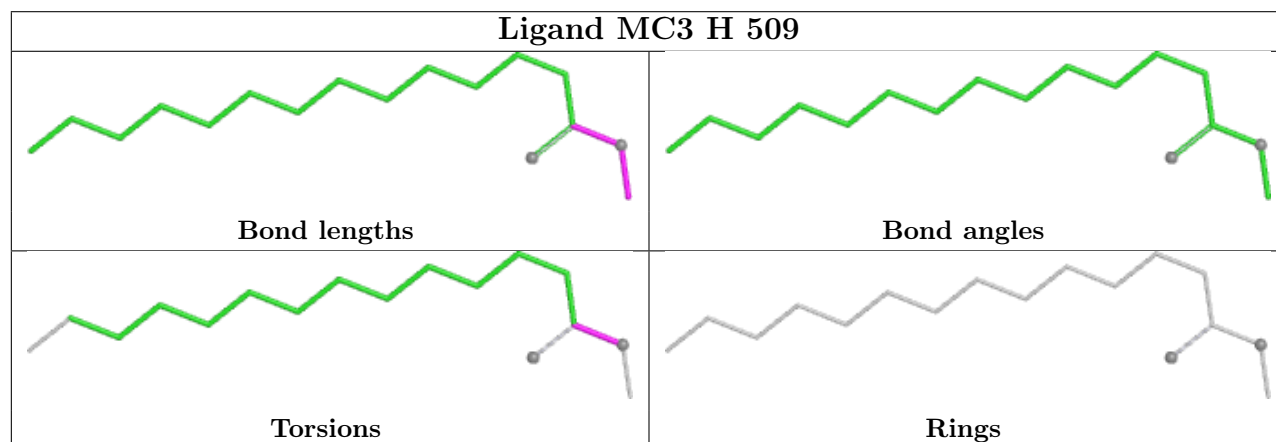
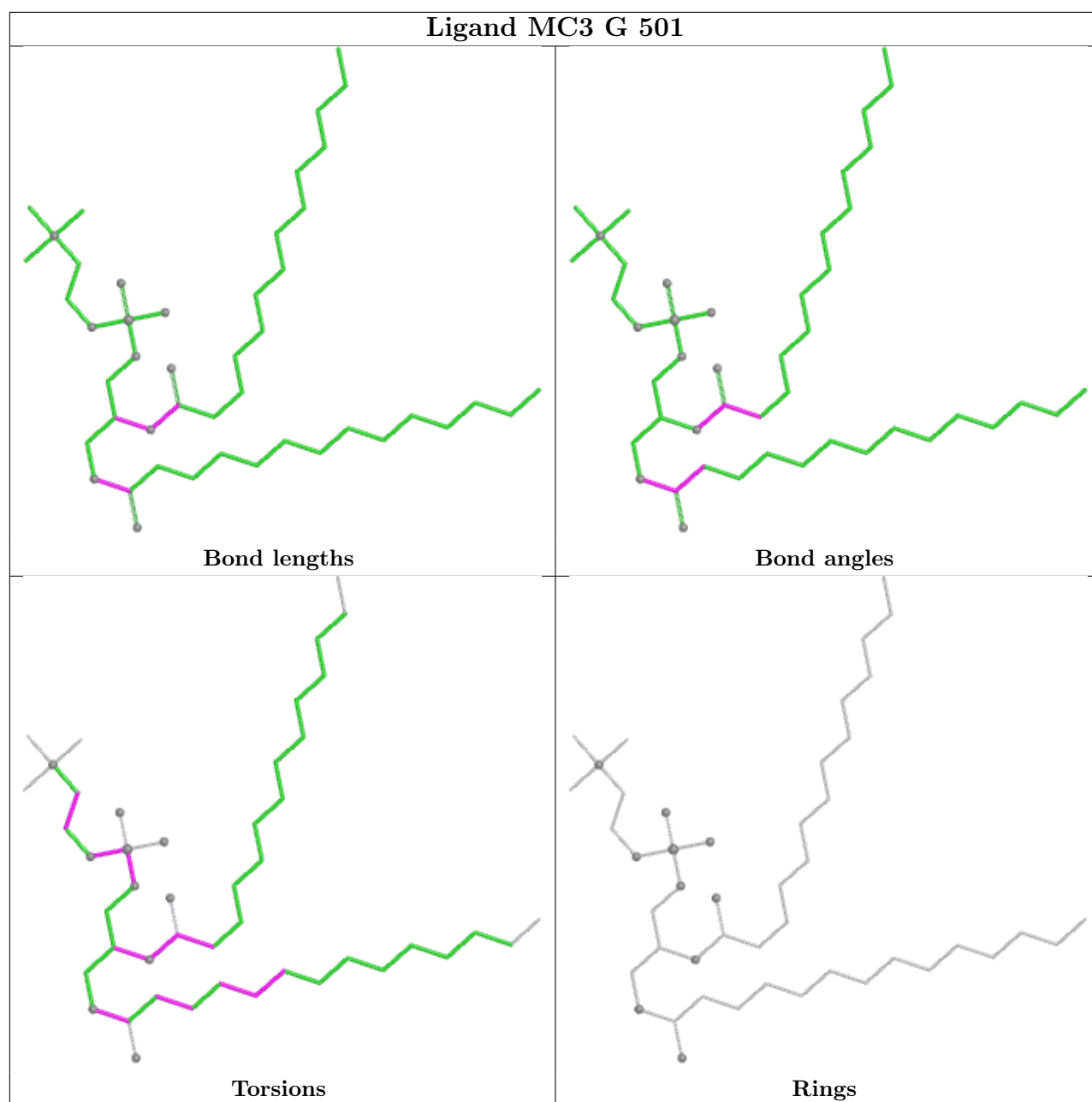


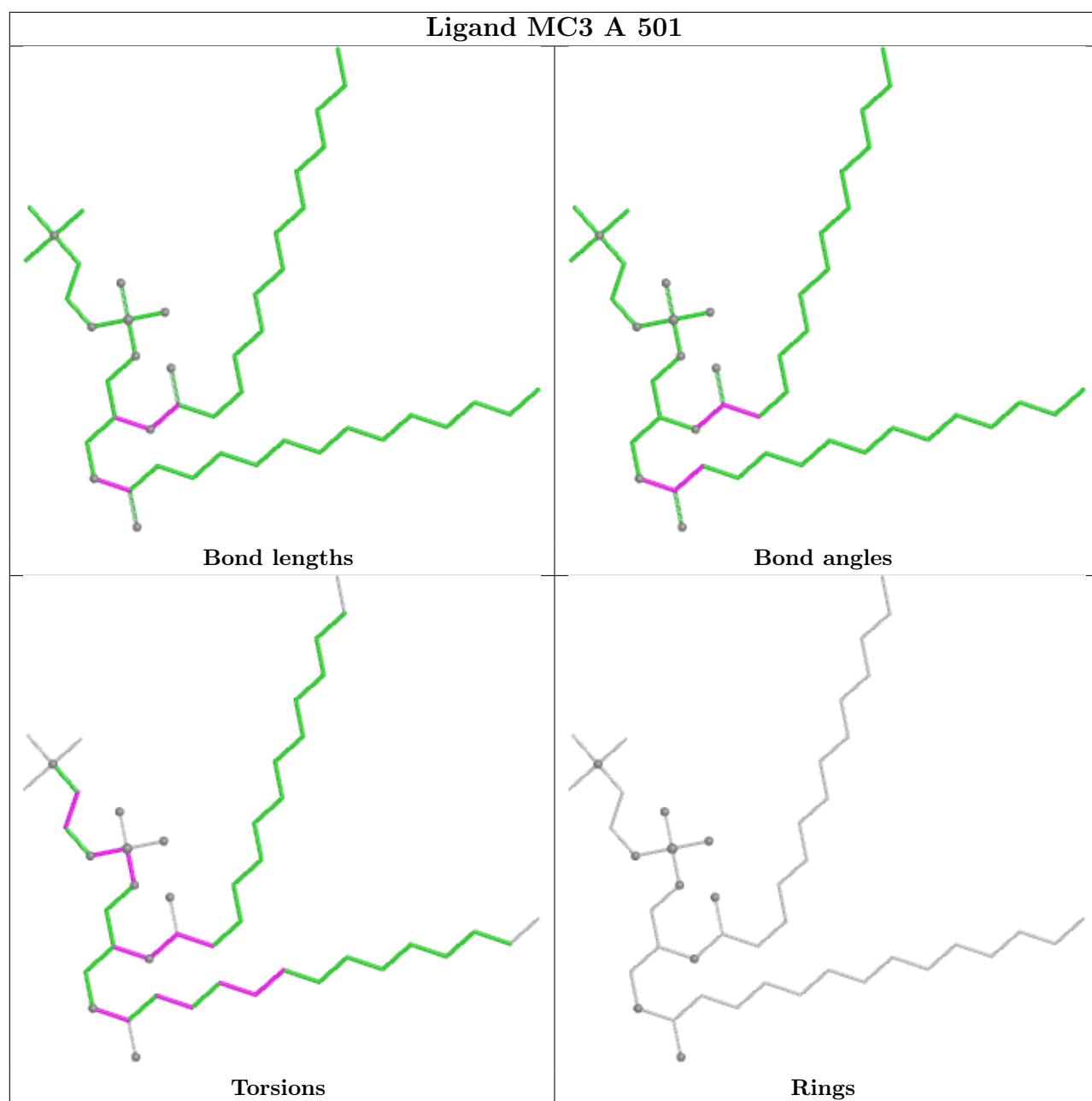


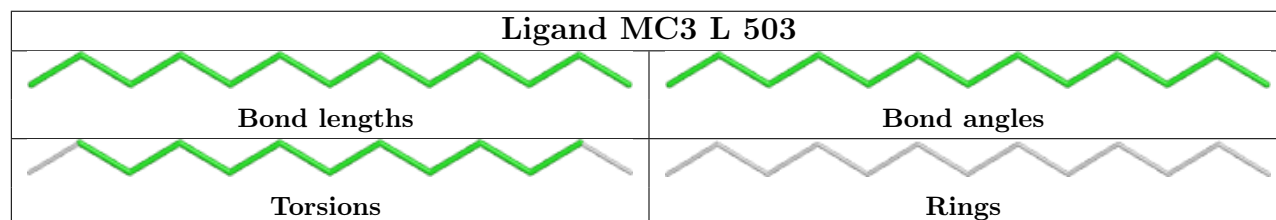
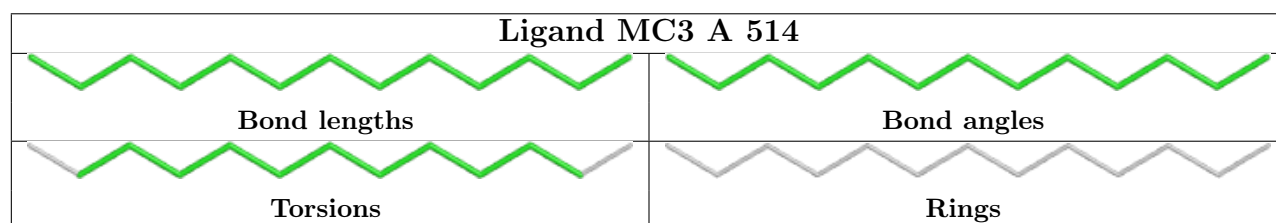
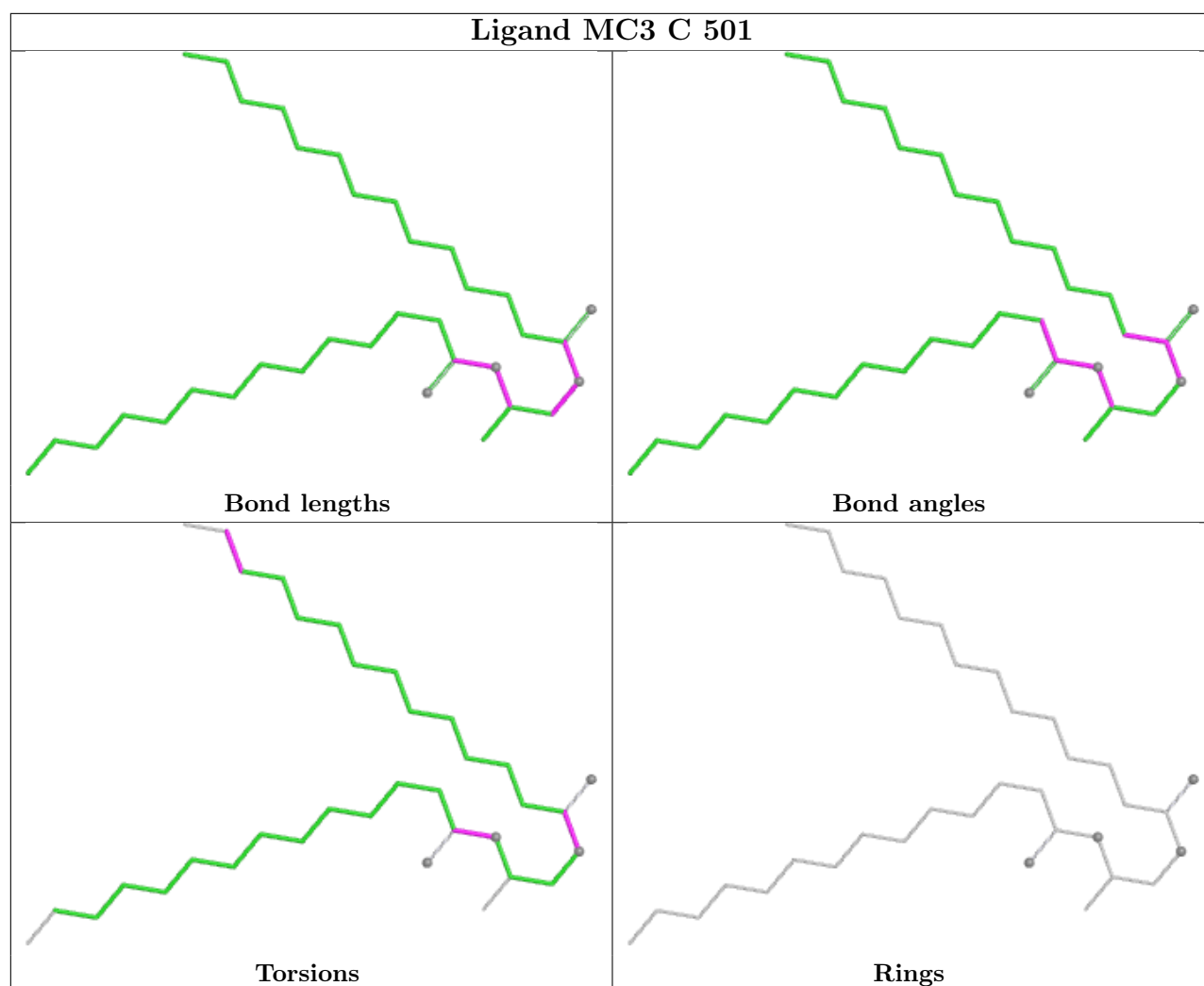


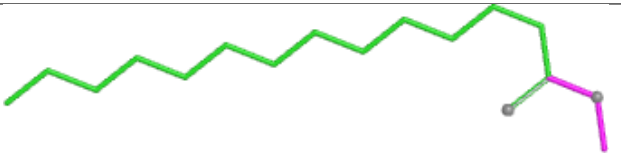


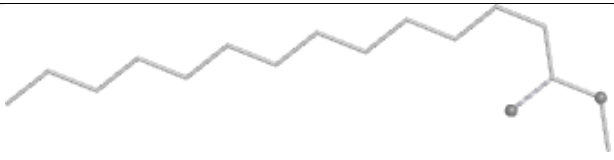


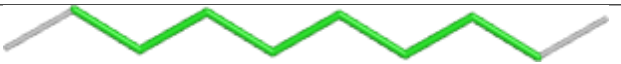

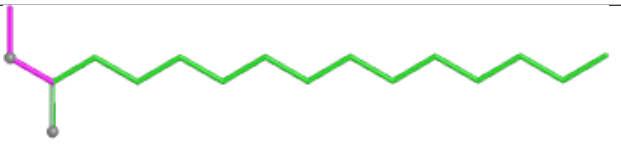

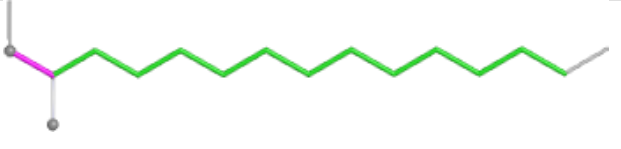
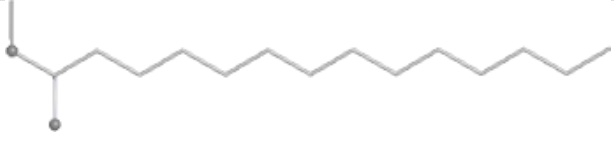






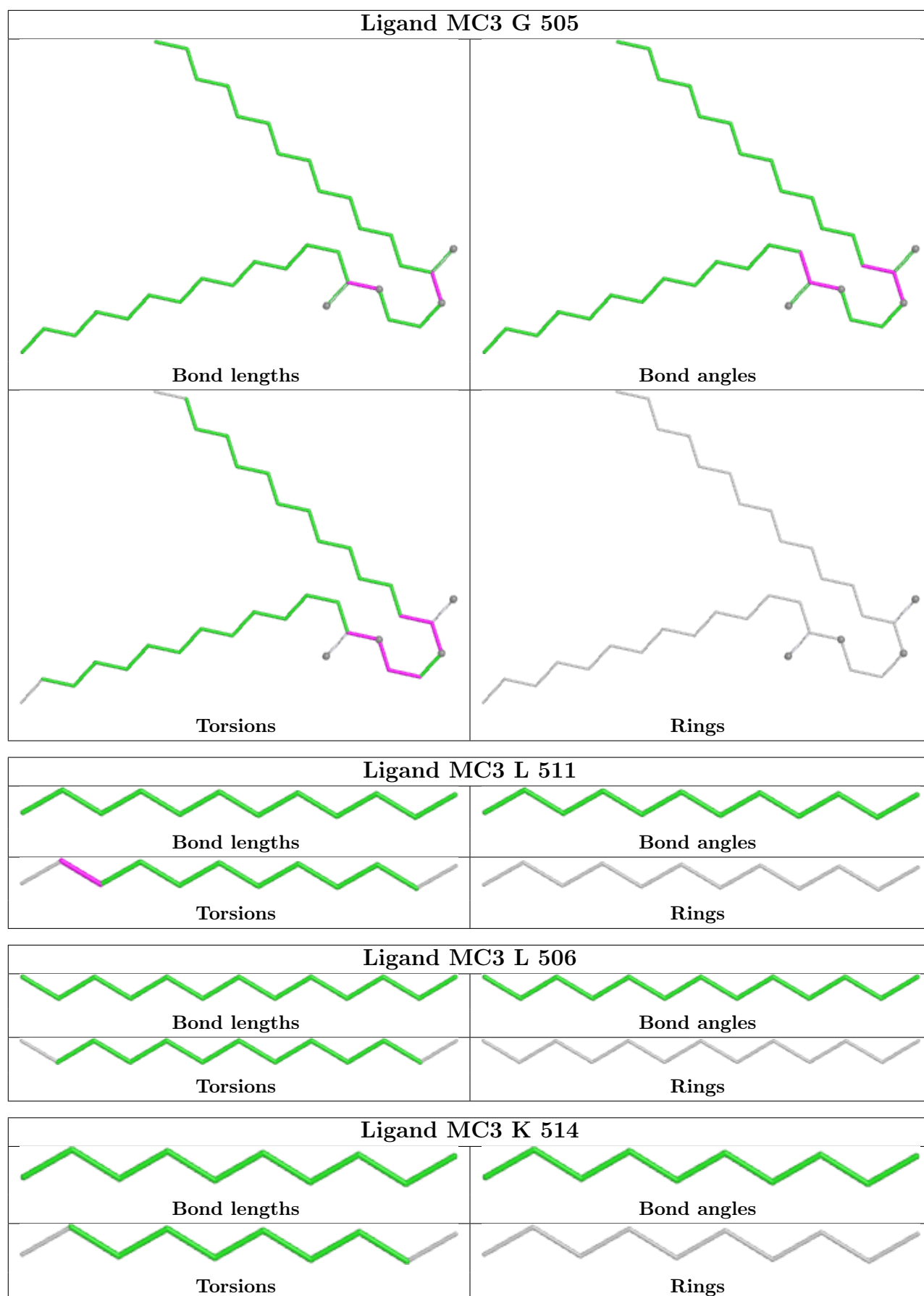



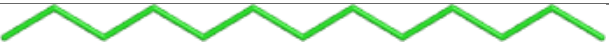




















Ligand MC3 K 509	
 <p>Bond lengths</p>	 <p>Bond angles</p>
 <p>Torsions</p>	 <p>Rings</p>
Ligand MC3 G 507	
 <p>Bond lengths</p>	 <p>Bond angles</p>
 <p>Torsions</p>	 <p>Rings</p>
Ligand MC3 J 504	
 <p>Bond lengths</p>	 <p>Bond angles</p>
 <p>Torsions</p>	 <p>Rings</p>
Ligand MC3 B 503	
 <p>Bond lengths</p>	 <p>Bond angles</p>
 <p>Torsions</p>	 <p>Rings</p>

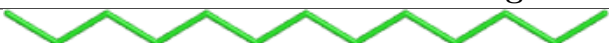
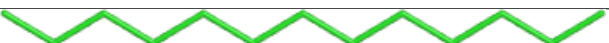







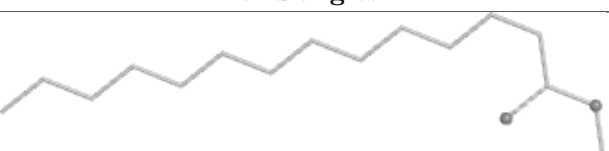
Ligand MC3 K 503	
 Bond lengths	 Bond angles
 Torsions	 Rings

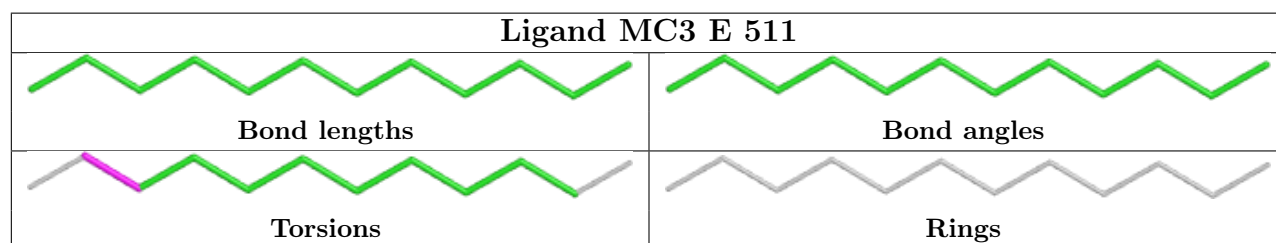
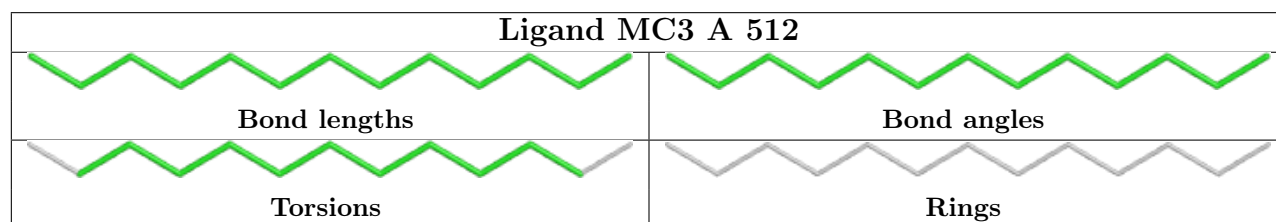
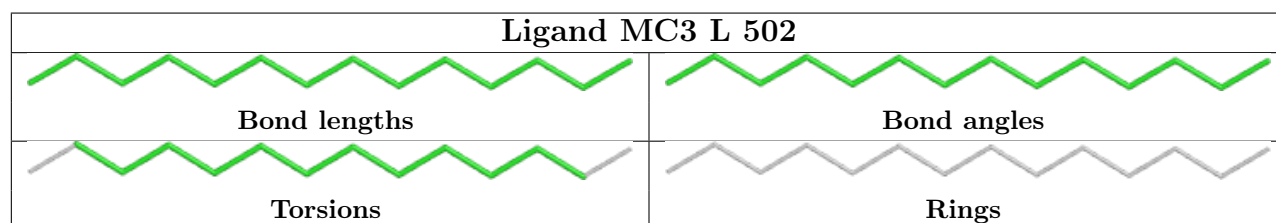
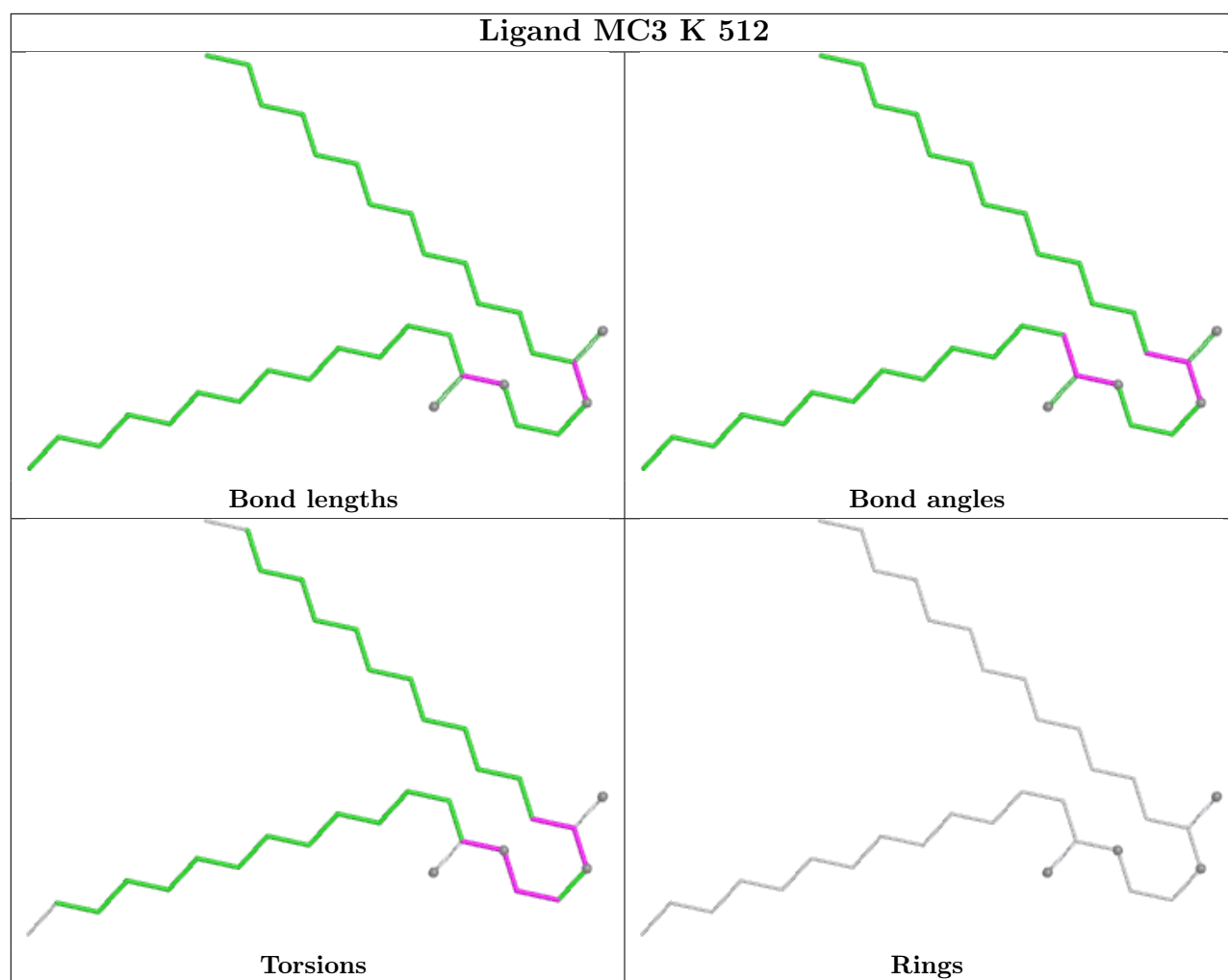
Ligand MC3 G 506	
 Bond lengths	 Bond angles
 Torsions	 Rings

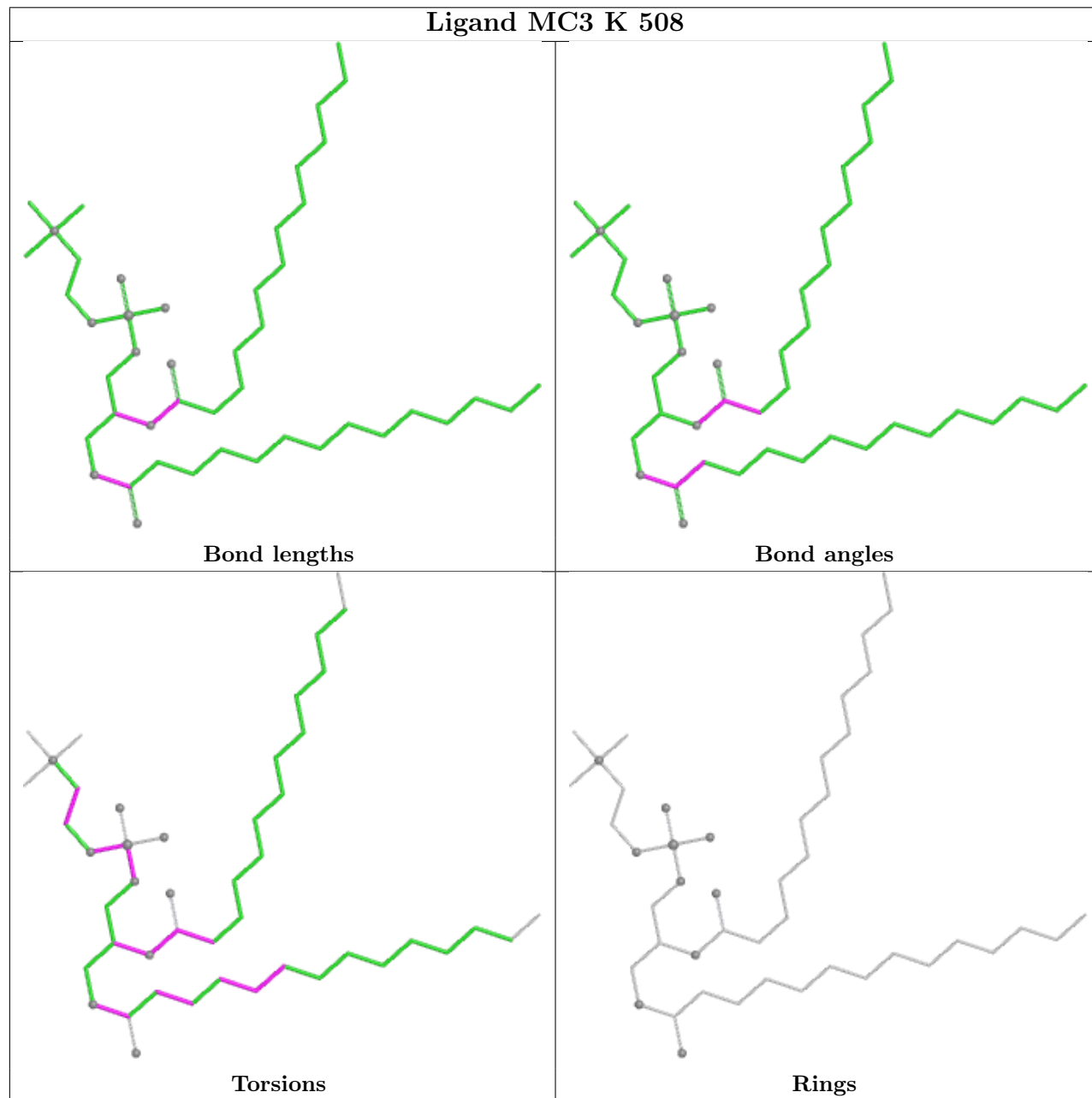

Ligand MC3 C 510	
 Bond lengths	 Bond angles
 Torsions	 Rings

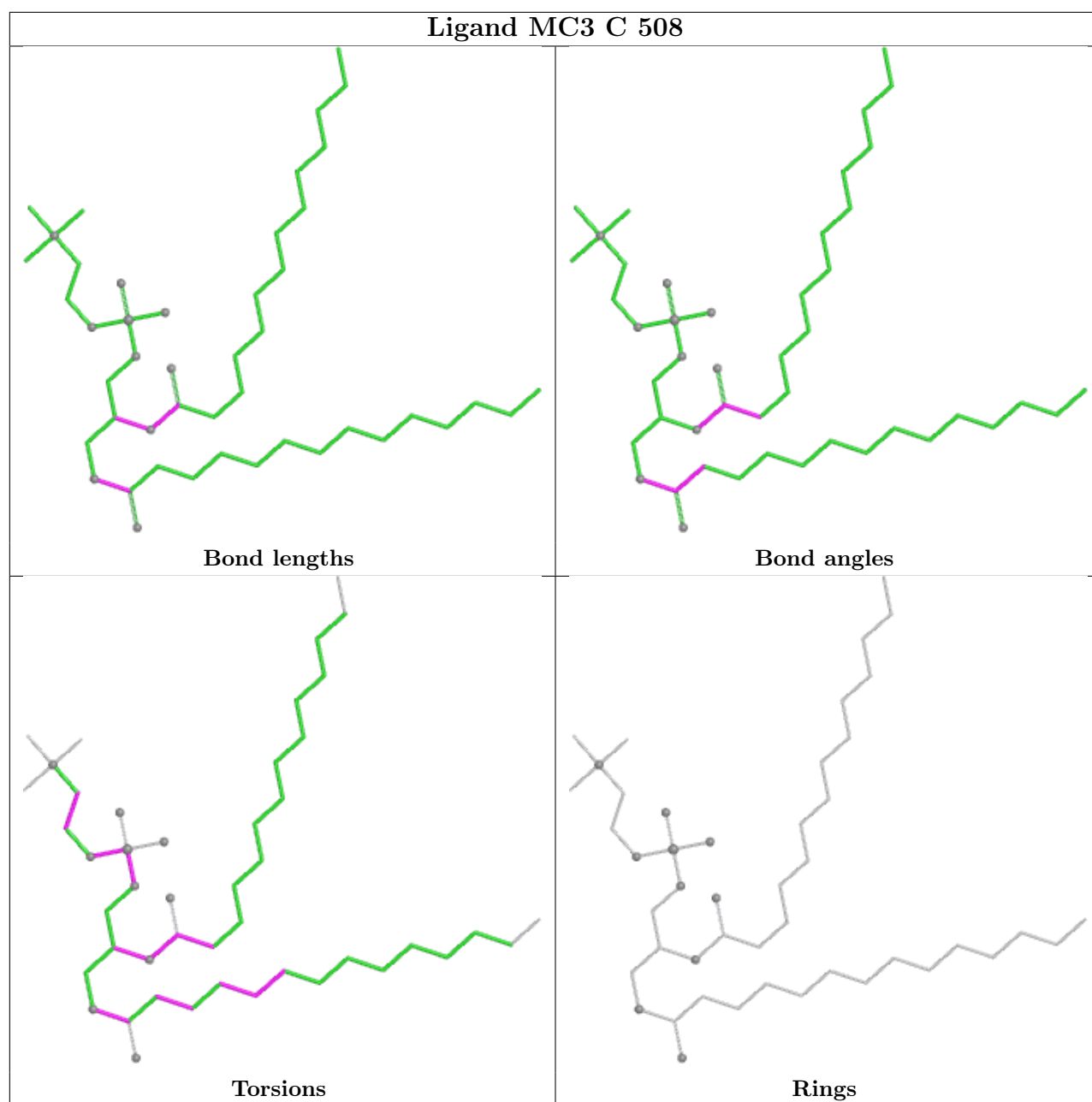
Ligand MC3 F 502	
 Bond lengths	 Bond angles
 Torsions	 Rings

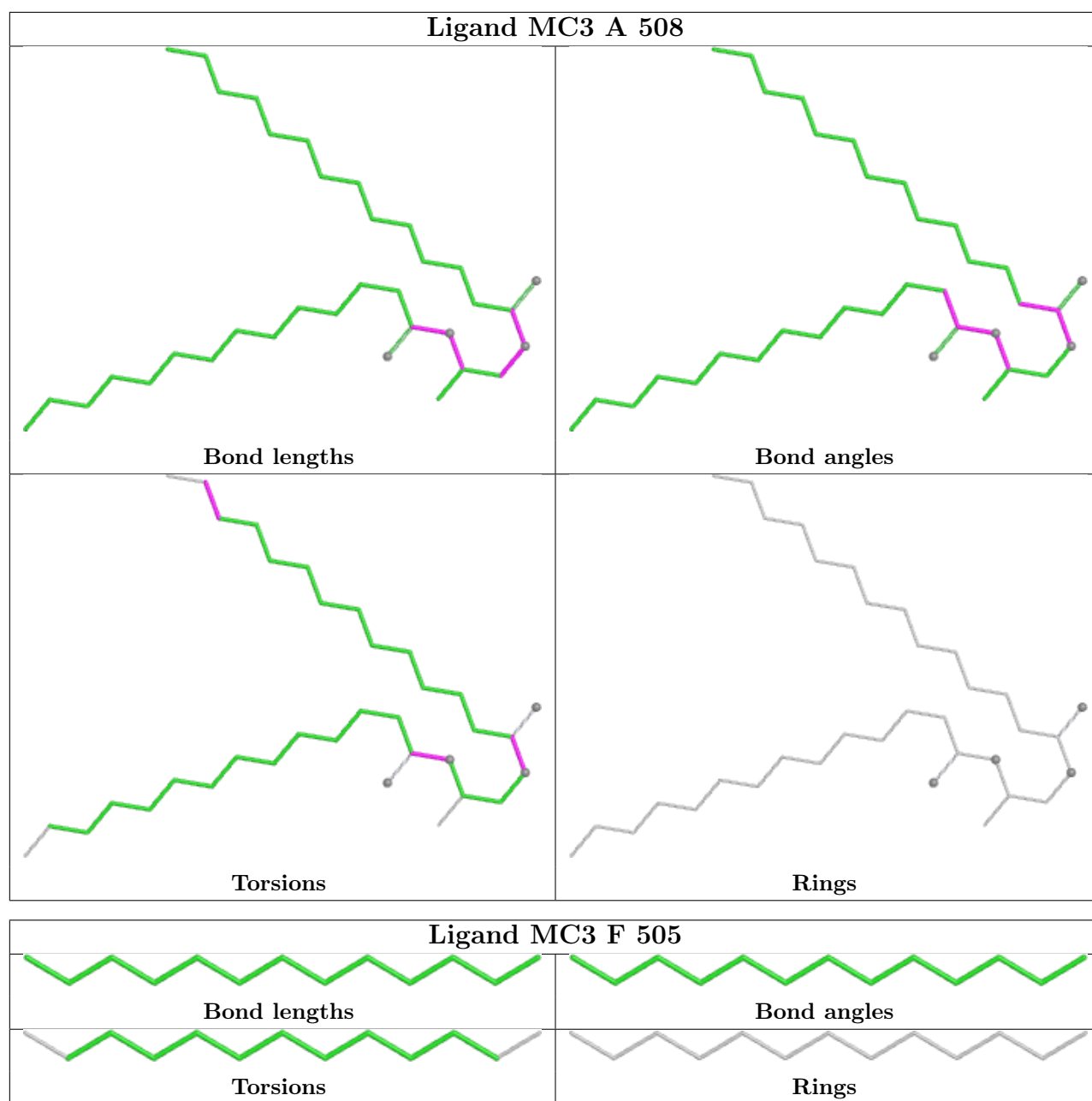
Ligand MC3 H 506	
 Bond lengths	 Bond angles
 Torsions	 Rings

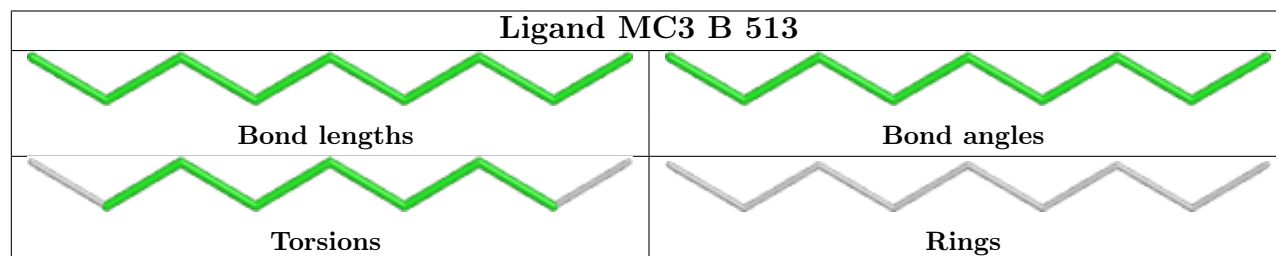
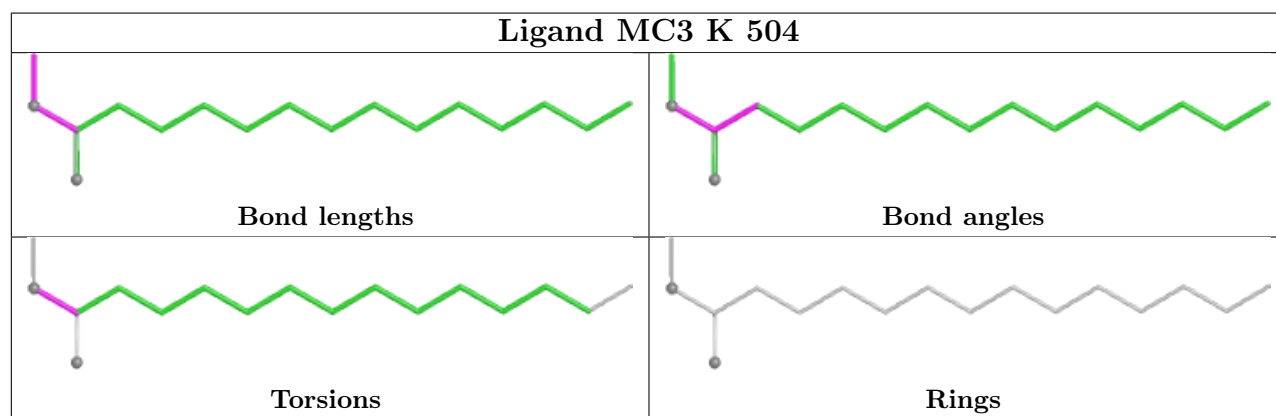
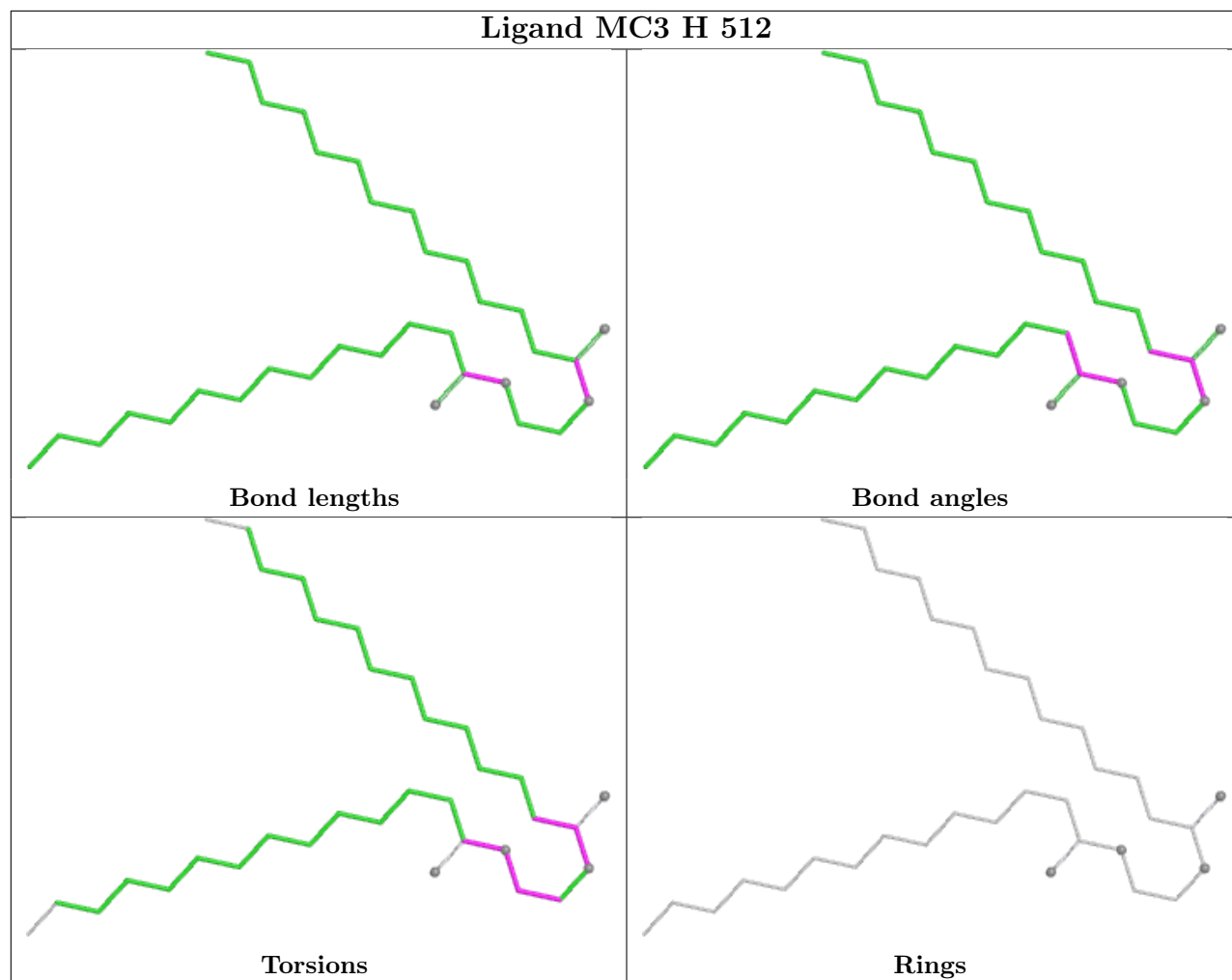
Ligand MC3 I 509	
 Bond lengths	 Bond angles
 Torsions	 Rings

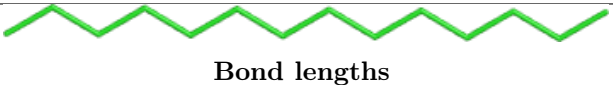












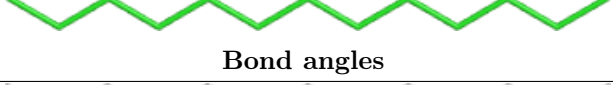


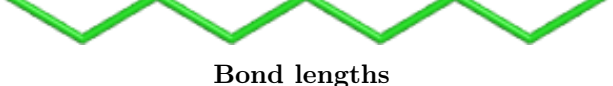
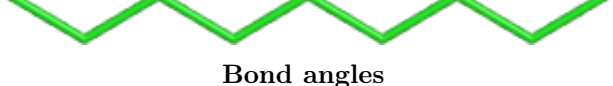
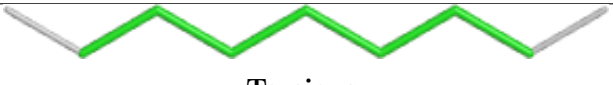



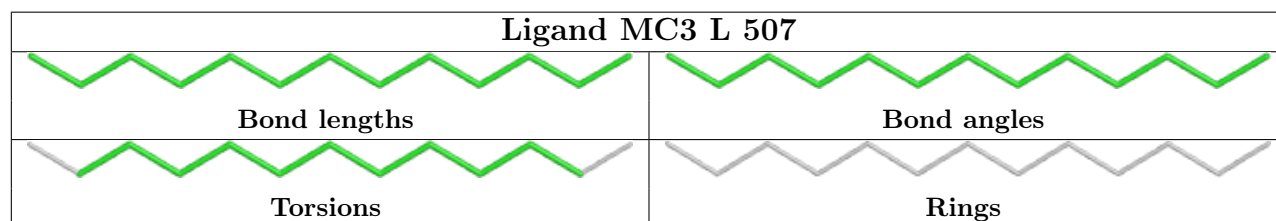
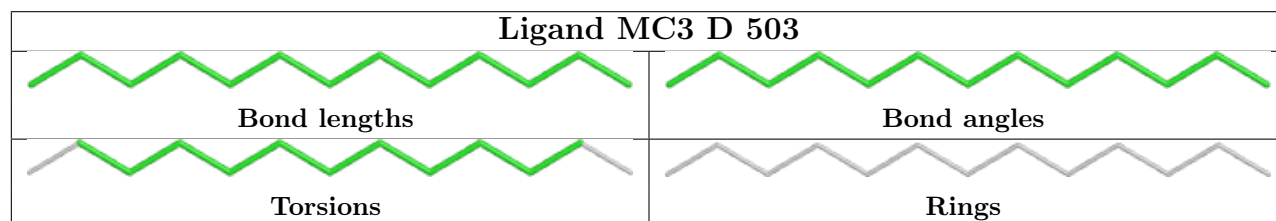
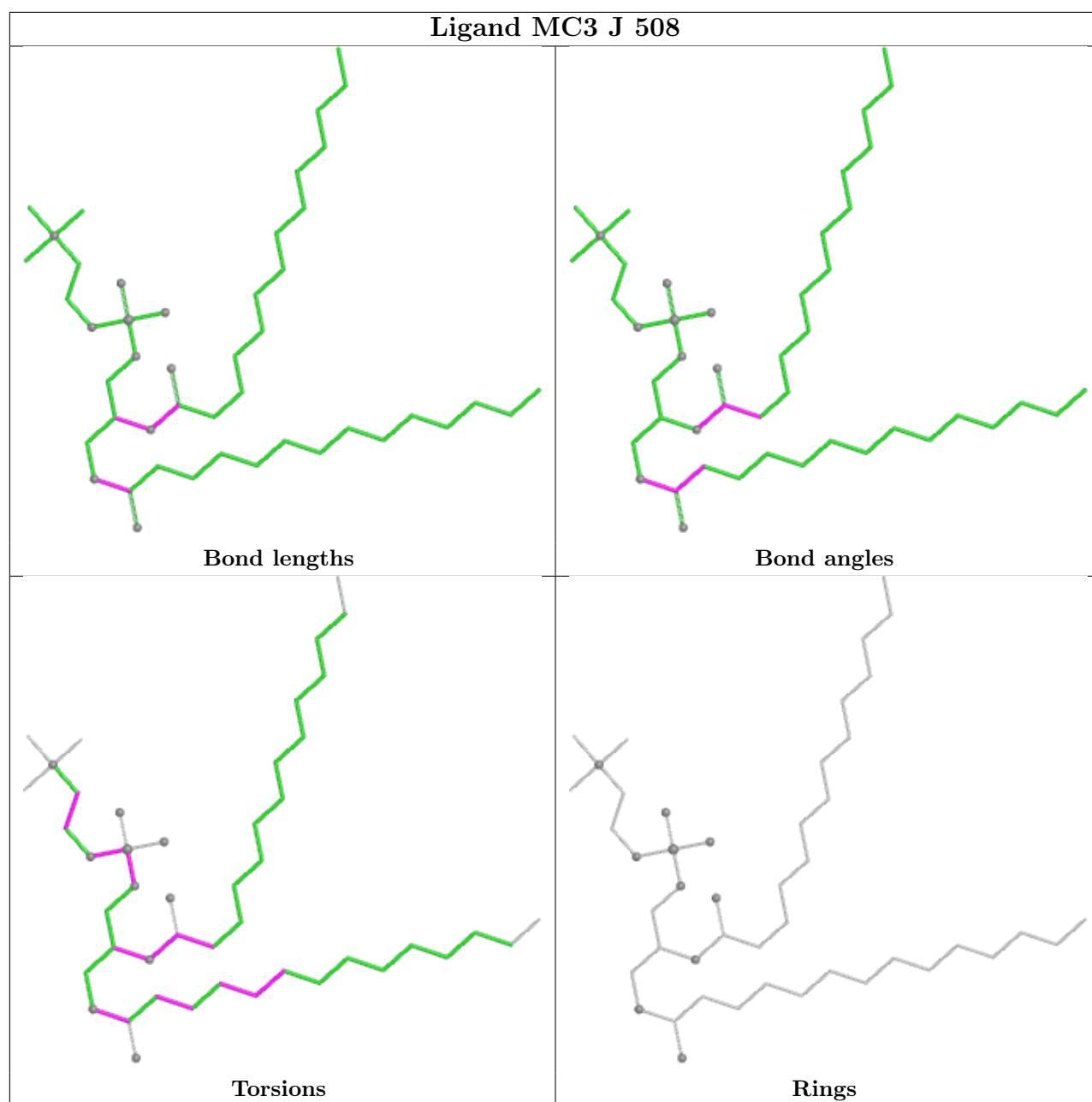


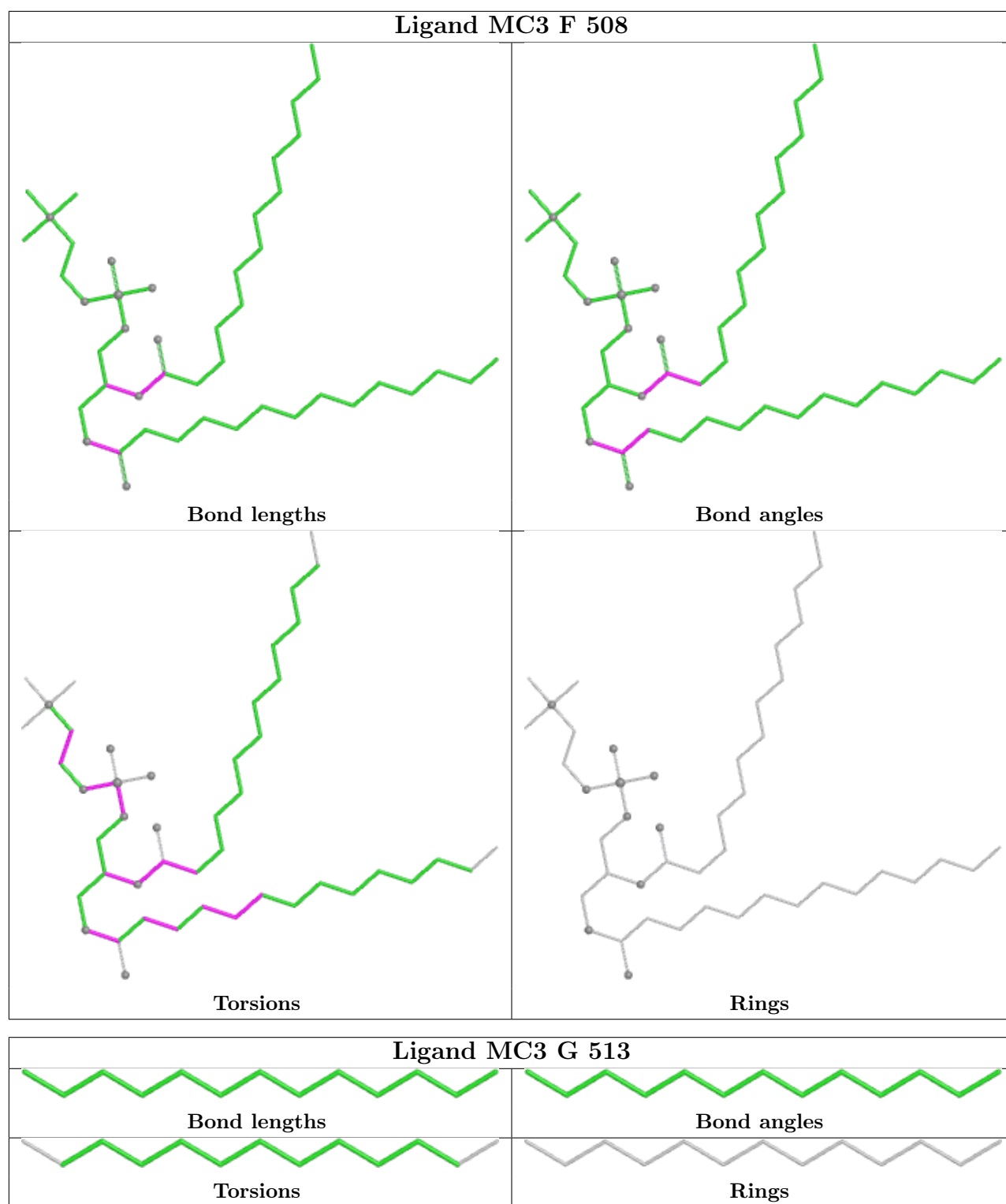


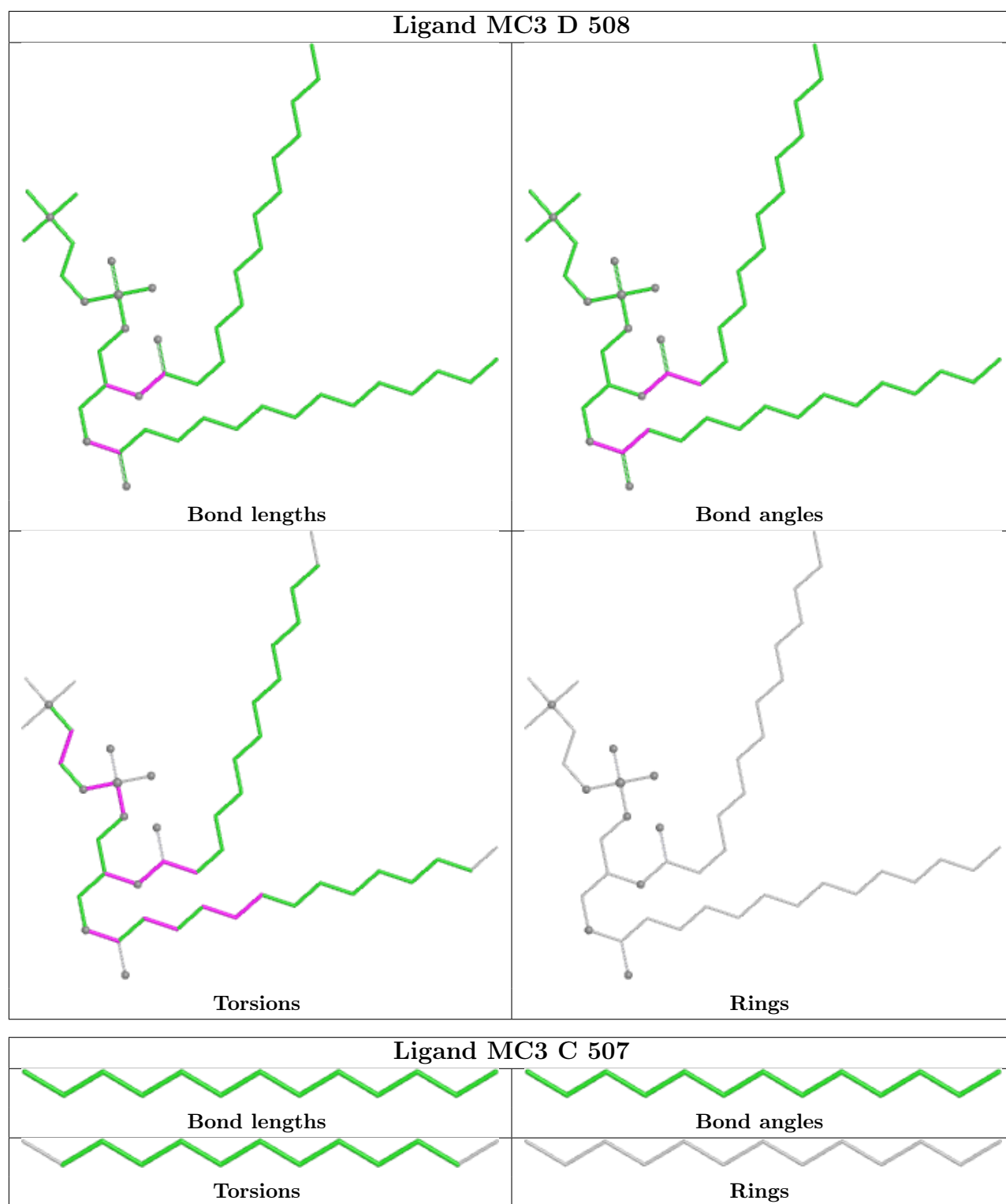


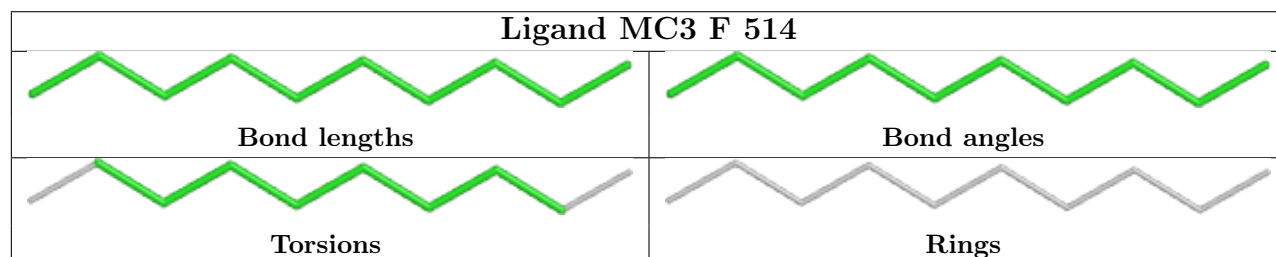
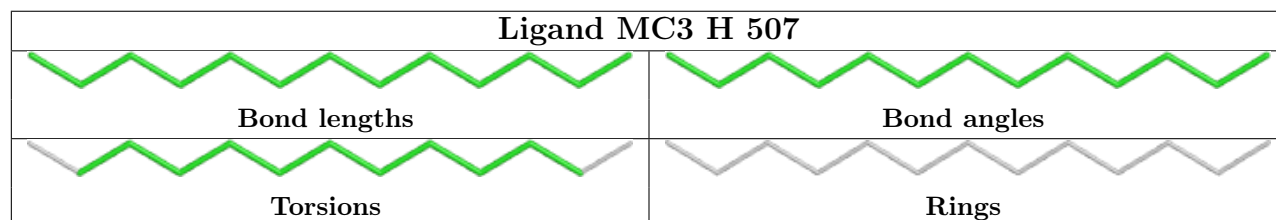
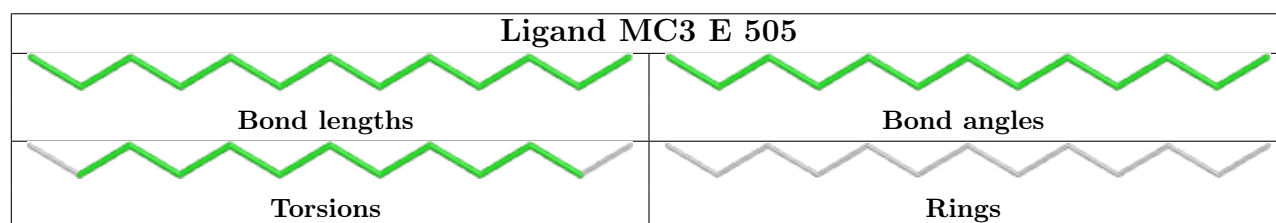
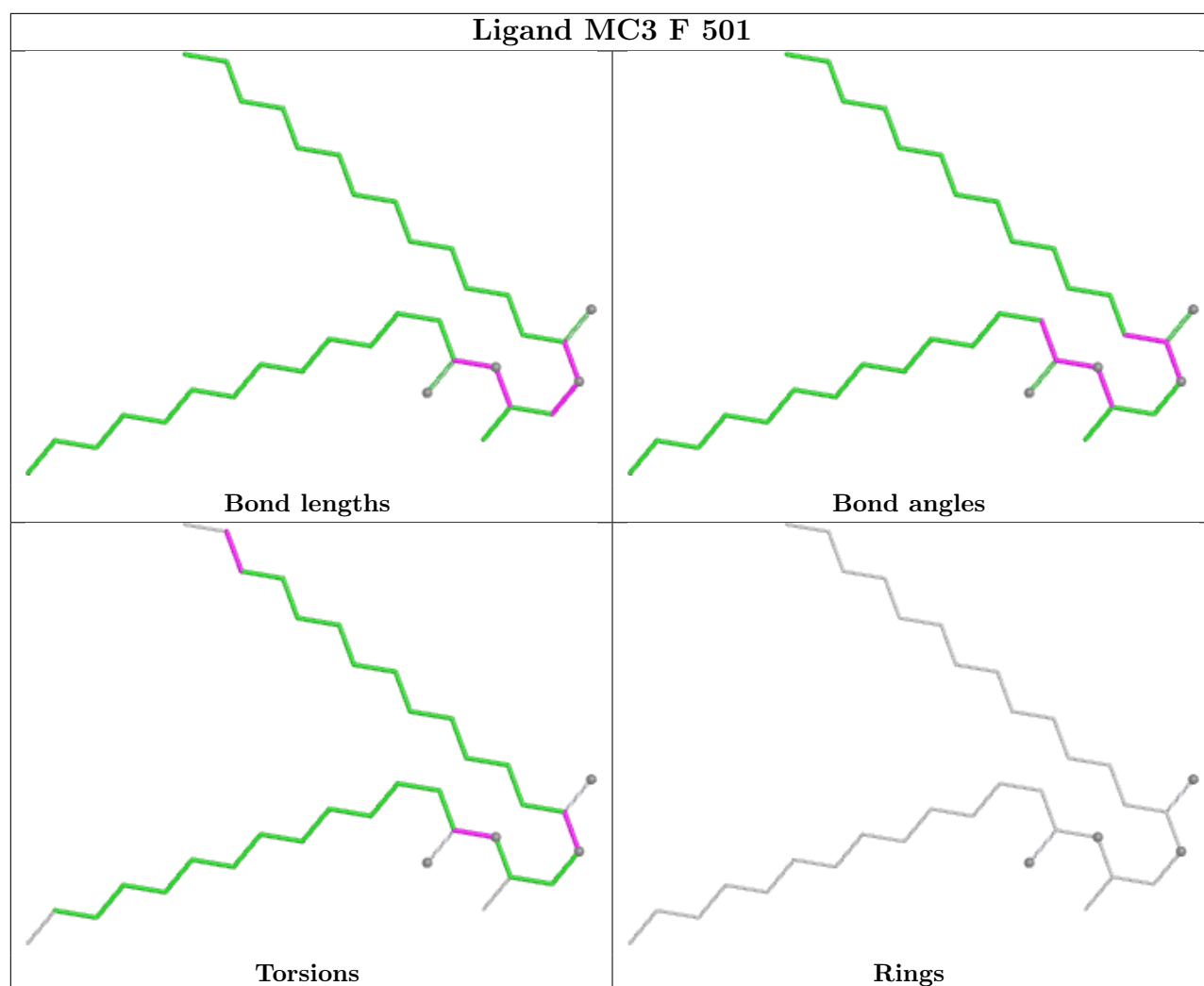



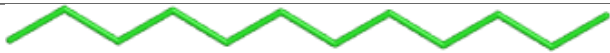


Ligand MC3 A 509			
 Bond lengths		 Bond angles	
 Torsions		 Rings	
Ligand MC3 E 502			
 Bond lengths		 Bond angles	
 Torsions		 Rings	
Ligand MC3 E 507			
 Bond lengths		 Bond angles	
 Torsions		 Rings	
Ligand MC3 B 506			
 Bond lengths		 Bond angles	
 Torsions		 Rings	
Ligand MC3 L 513			
 Bond lengths		 Bond angles	
 Torsions		 Rings	







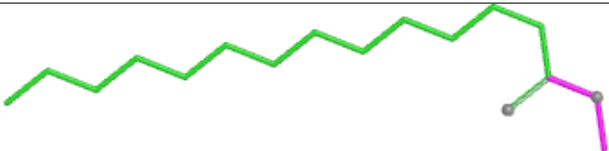
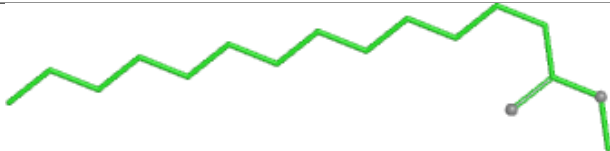

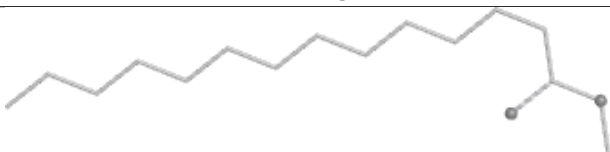















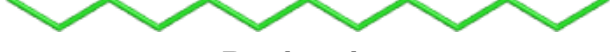


Ligand MC3 B 511	
 Bond lengths	 Bond angles
 Torsions	 Rings

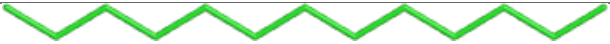
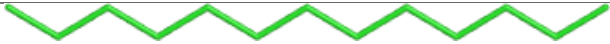


Ligand MC3 C 514	
 Bond lengths	 Bond angles
 Torsions	 Rings

Ligand MC3 J 509	
 Bond lengths	 Bond angles
 Torsions	 Rings

Ligand MC3 C 502	
 Bond lengths	 Bond angles
 Torsions	 Rings

Ligand MC3 B 510	
 Bond lengths	 Bond angles
 Torsions	 Rings

Ligand MC3 L 505	
 Bond lengths	 Bond angles
 Torsions	 Rings

Ligand MC3 B 507	
 Bond lengths	 Bond angles
 Torsions	 Rings

5.7 Other polymers [i](#)

There are no such residues in this entry.

5.8 Polymer linkage issues [i](#)

There are no chain breaks in this entry.


6 Map visualisation [i](#)

This section contains visualisations of the EMDB entry EMD-22390. These allow visual inspection of the internal detail of the map and identification of artifacts.


Images derived from a raw map, generated by summing the deposited half-maps, are presented below the corresponding image components of the primary map to allow further visual inspection and comparison with those of the primary map.

6.1 Orthogonal projections [i](#)


6.1.1 Primary map



X




Y




Z

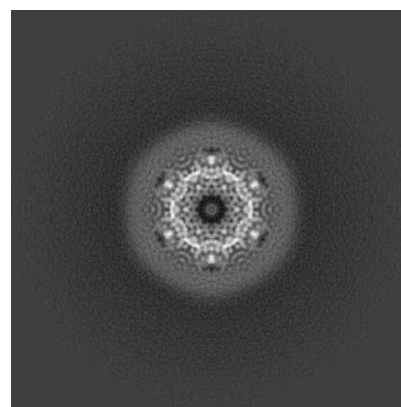
6.1.2 Raw map



X



Y




Z


The images above show the map projected in three orthogonal directions.

6.2 Central slices [i](#)


6.2.1 Primary map



X Index: 200

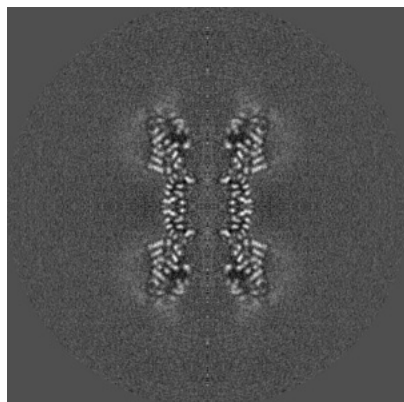


Y Index: 200




Z Index: 200


6.2.2 Raw map



X Index: 200



Y Index: 200




Z Index: 200


The images above show central slices of the map in three orthogonal directions.

6.3 Largest variance slices [i](#)


6.3.1 Primary map



X Index: 175

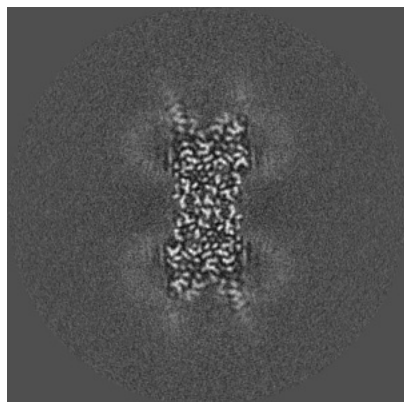


Y Index: 222




Z Index: 162

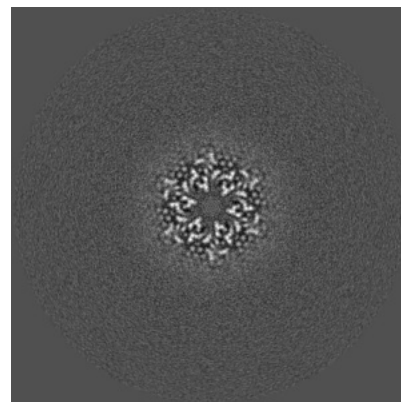
6.3.2 Raw map



X Index: 225



Y Index: 178




Z Index: 238


The images above show the largest variance slices of the map in three orthogonal directions.

6.4 Orthogonal standard-deviation projections (False-color) [i](#)


6.4.1 Primary map



X




Y




Z


6.4.2 Raw map



X



Y




Z

The images above show the map standard deviation projections with false color in three orthogonal directions. Minimum values are shown in green, max in blue, and dark to light orange shades represent small to large values respectively.

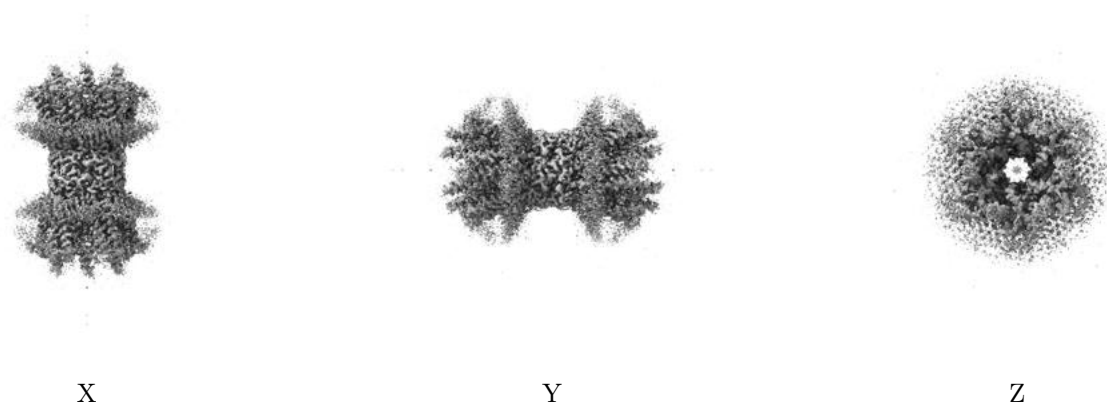
6.5 Orthogonal surface views [i](#)

6.5.1 Primary map



The images above show the 3D surface view of the map at the recommended contour level 0.045. These images, in conjunction with the slice images, may facilitate assessment of whether an appropriate contour level has been provided.

6.5.2 Raw map



These images show the 3D surface of the raw map. The raw map's contour level was selected so that its surface encloses the same volume as the primary map does at its recommended contour level.


6.6 Mask visualisation [i](#)

This section shows the 3D surface view of the primary map at 50% transparency overlaid with the specified mask at 0% transparency


A mask typically either:

- Encompasses the whole structure
- Separates out a domain, a functional unit, a monomer or an area of interest from a larger structure

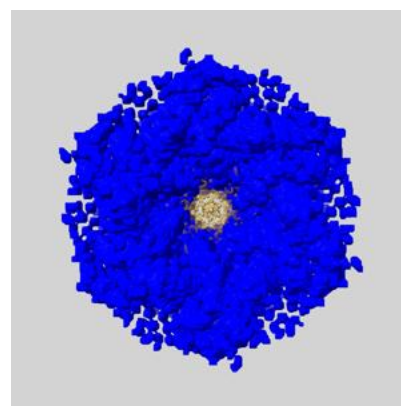
6.6.1 emd_22390_msk_1.map [i](#)



X



Y

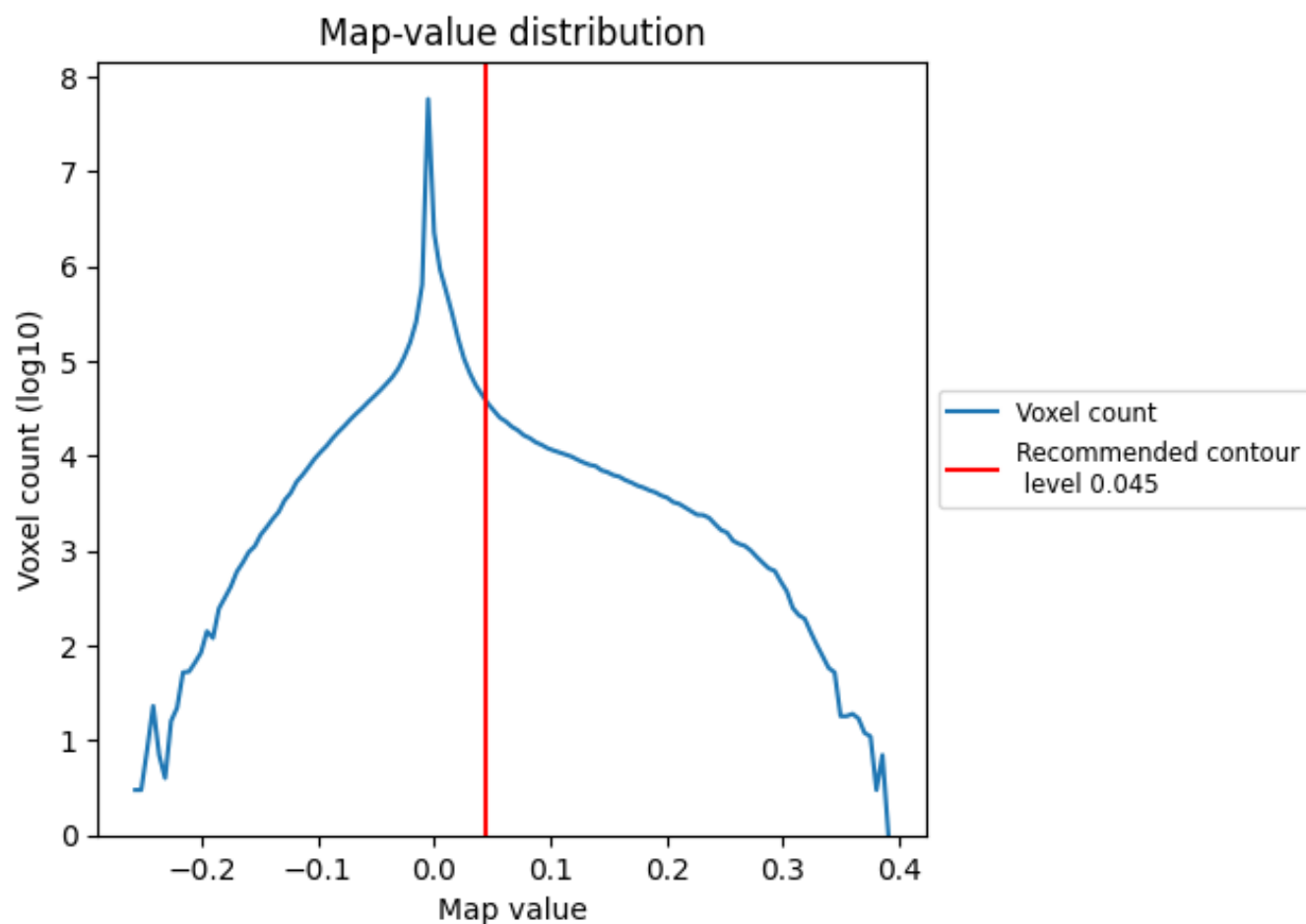


Z

7 Map analysis [i](#)

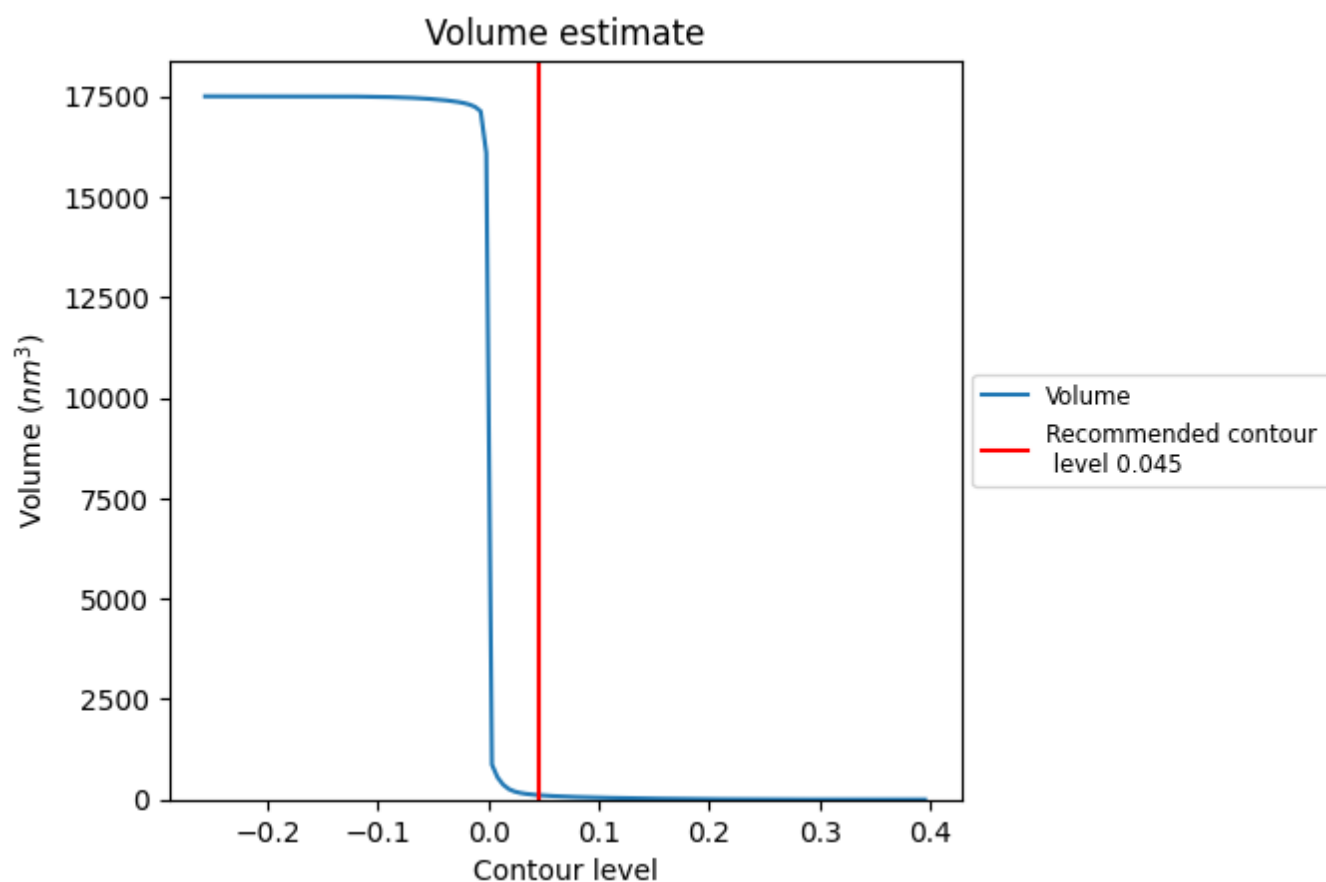
This section contains the results of statistical analysis of the map.

7.1 Map-value distribution [i](#)



The map-value distribution is plotted in 128 intervals along the x-axis. The y-axis is logarithmic. A spike in this graph at zero usually indicates that the volume has been masked.

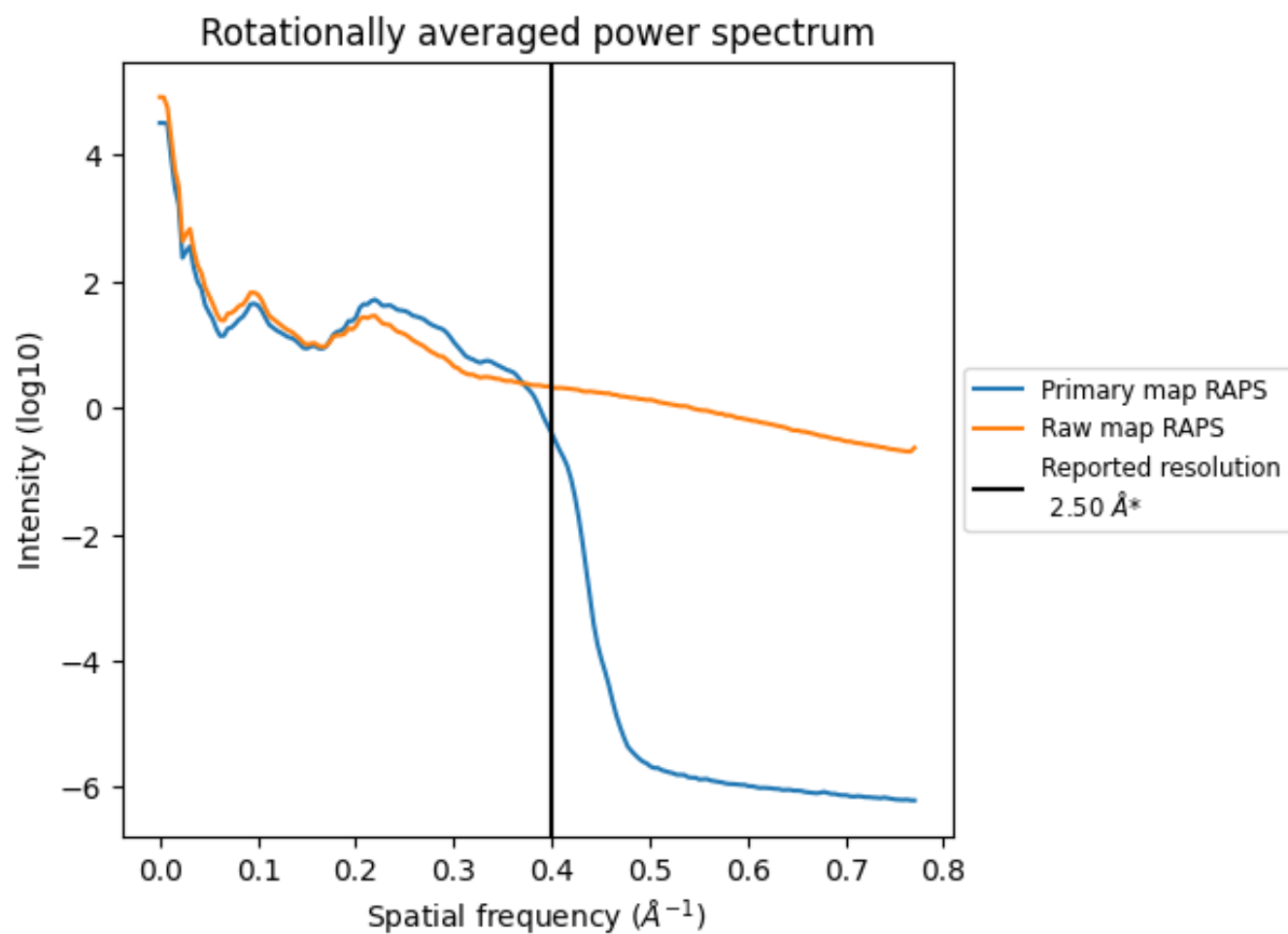
7.2 Volume estimate [i](#)



The volume at the recommended contour level is 111 nm³; this corresponds to an approximate mass of 100 kDa.

The volume estimate graph shows how the enclosed volume varies with the contour level. The recommended contour level is shown as a vertical line and the intersection between the line and the curve gives the volume of the enclosed surface at the given level.

7.3 Rotationally averaged power spectrum ⓘ

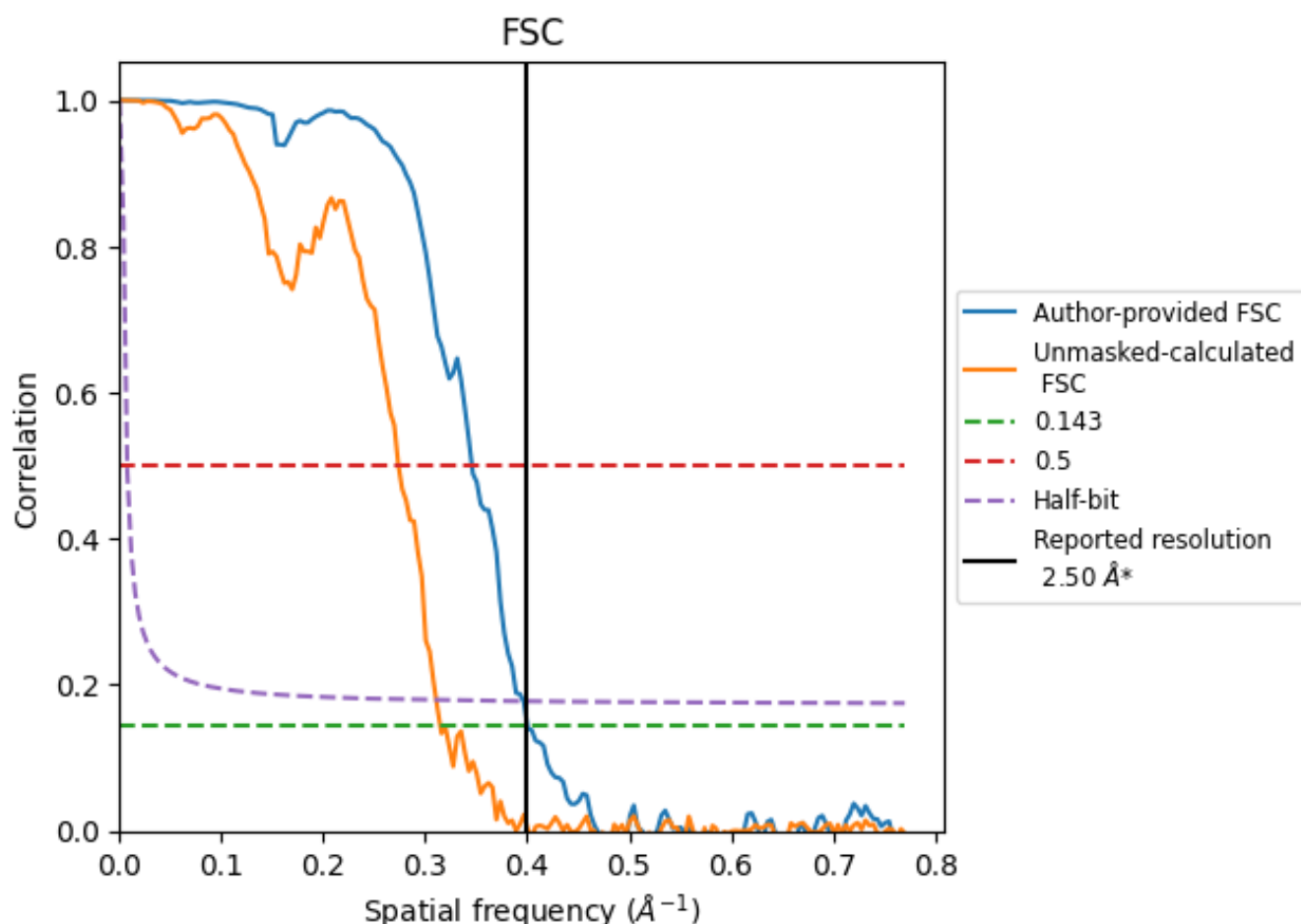


*Reported resolution corresponds to spatial frequency of 0.400 Å⁻¹

8 Fourier-Shell correlation [i](#)

Fourier-Shell Correlation (FSC) is the most commonly used method to estimate the resolution of single-particle and subtomogram-averaged maps. The shape of the curve depends on the imposed symmetry, mask and whether or not the two 3D reconstructions used were processed from a common reference. The reported resolution is shown as a black line. A curve is displayed for the half-bit criterion in addition to lines showing the 0.143 gold standard cut-off and 0.5 cut-off.

8.1 FSC [i](#)



*Reported resolution corresponds to spatial frequency of 0.400 \AA^{-1}

8.2 Resolution estimates [i](#)

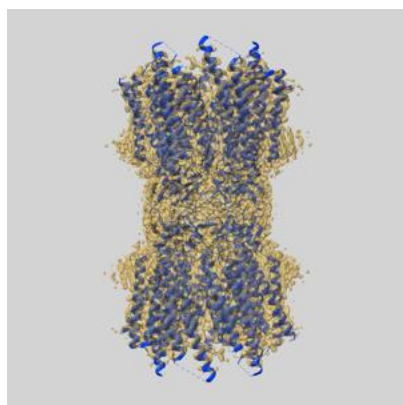
Resolution estimate (Å)	Estimation criterion (FSC cut-off)		
	0.143	0.5	Half-bit
Reported by author	2.50	-	-
Author-provided FSC curve	2.50	2.89	2.52
Unmasked-calculated*	3.18	3.65	3.22

*Resolution estimate based on FSC curve calculated by comparison of deposited half-maps. The value from deposited half-maps intersecting FSC 0.143 CUT-OFF 3.18 differs from the reported value 2.5 by more than 10 %

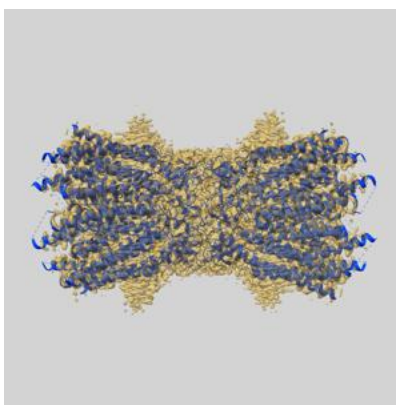
9 Map-model fit [i](#)

This section contains information regarding the fit between EMDB map EMD-22390 and PDB model 7JN0. Per-residue inclusion information can be found in [section 3](#) on [page 14](#).

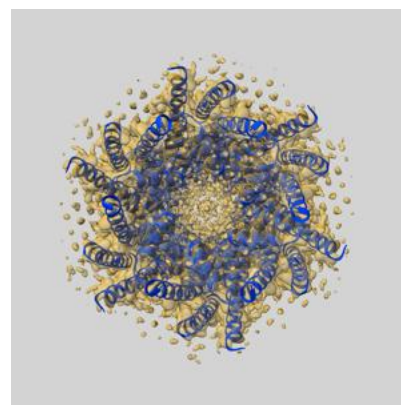
9.1 Map-model overlay [i](#)



X



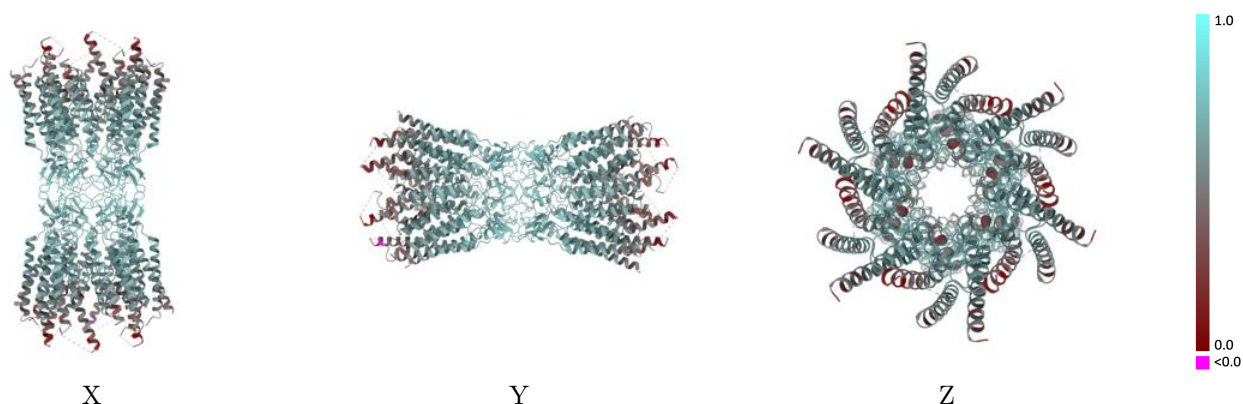
Y



Z

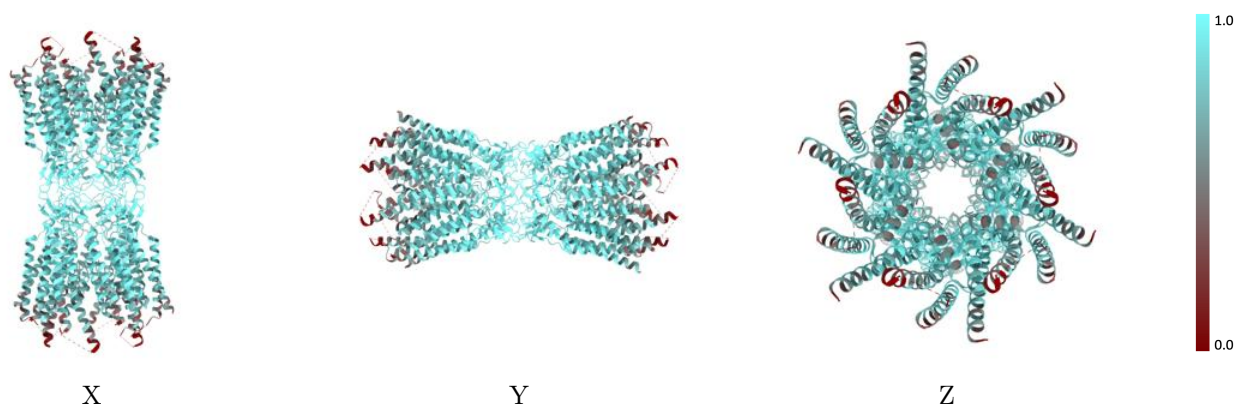
The images above show the 3D surface view of the map at the recommended contour level 0.045 at 50% transparency in yellow overlaid with a ribbon representation of the model coloured in blue. These images allow for the visual assessment of the quality of fit between the atomic model and the map.

9.2 Q-score mapped to coordinate model [i](#)



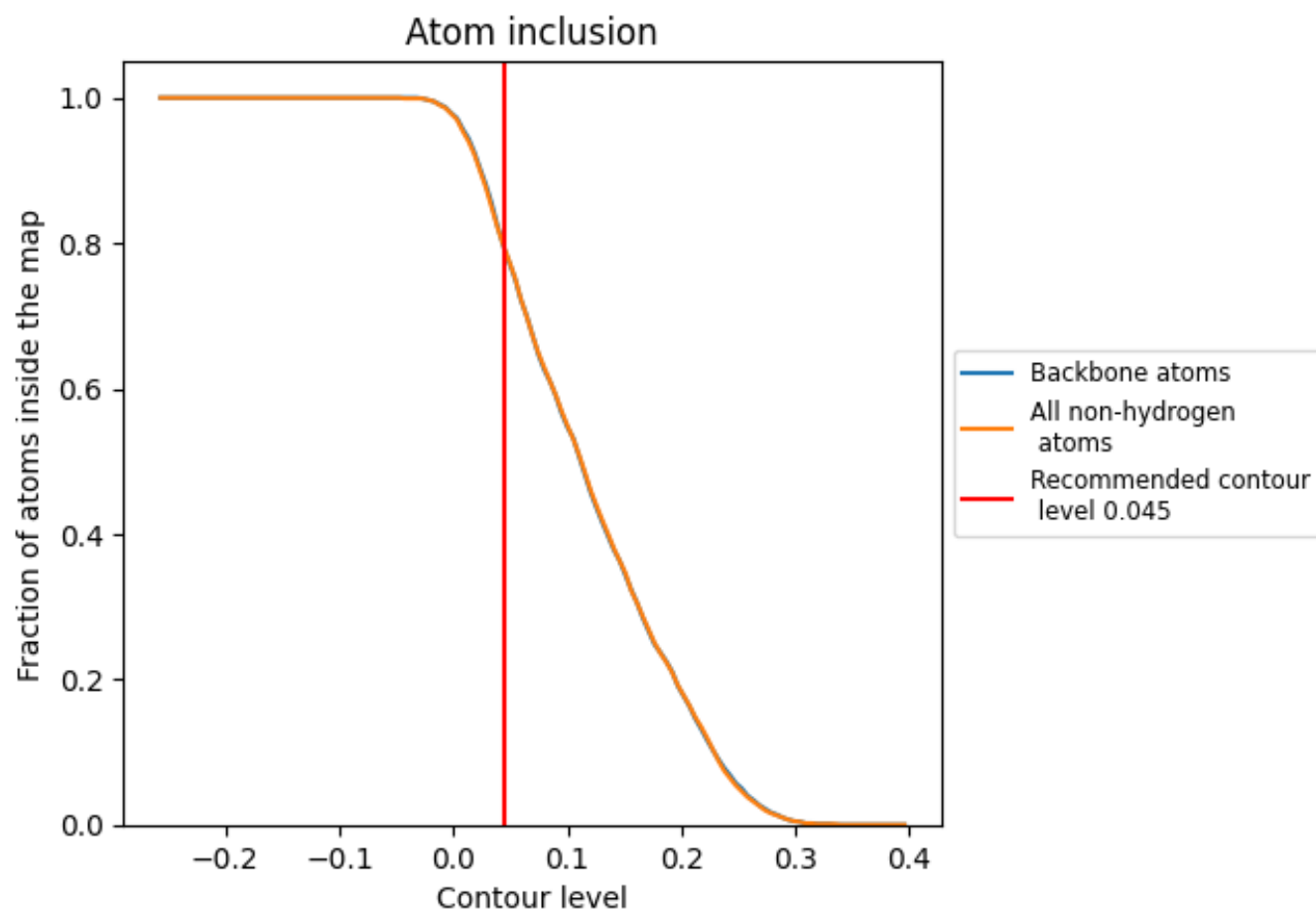
The images above show the model with each residue coloured according to its Q-score. This shows their resolvability in the map with higher Q-score values reflecting better resolvability. Please note: Q-score is calculating the resolvability of atoms, and thus high values are only expected at resolutions at which atoms can be resolved. Low Q-score values may therefore be expected for many entries.

9.3 Atom inclusion mapped to coordinate model [i](#)



The images above show the model with each residue coloured according to its atom inclusion. This shows to what extent they are inside the map at the recommended contour level (0.045).

9.4 Atom inclusion [i](#)



At the recommended contour level, 79% of all backbone atoms, 79% of all non-hydrogen atoms, are inside the map.

9.5 Map-model fit summary ⓘ

The table lists the average atom inclusion at the recommended contour level (0.045) and Q-score for the entire model and for each chain.

Chain	Atom inclusion	Q-score
All	<div><div></div>0.7920</div>	<div><div></div>0.5830</div>
A	<div><div></div>0.7890</div>	<div><div></div>0.5830</div>
B	<div><div></div>0.7950</div>	<div><div></div>0.5830</div>
C	<div><div></div>0.7920</div>	<div><div></div>0.5820</div>
D	<div><div></div>0.7920</div>	<div><div></div>0.5830</div>
E	<div><div></div>0.7940</div>	<div><div></div>0.5830</div>
F	<div><div></div>0.7900</div>	<div><div></div>0.5830</div>
G	<div><div></div>0.7900</div>	<div><div></div>0.5850</div>
H	<div><div></div>0.7950</div>	<div><div></div>0.5850</div>
I	<div><div></div>0.7970</div>	<div><div></div>0.5840</div>
J	<div><div></div>0.7940</div>	<div><div></div>0.5860</div>
K	<div><div></div>0.7920</div>	<div><div></div>0.5820</div>
L	<div><div></div>0.7880</div>	<div><div></div>0.5820</div>

