



wwPDB EM Validation Summary Report ⓘ

Nov 13, 2024 – 10:10 AM JST

PDB ID : 8JPP
EMDB ID : EMD-36486
Title : Cryo-EM structure of succinate receptor bound to succinate acid coupling MiniGsq
Authors : Wang, T.X.; Tang, W.Q.; Li, F.H.; Wang, J.Y.
Deposited on : 2023-06-12
Resolution : 3.20 Å(reported)

This is a wwPDB EM Validation Summary Report for a publicly released PDB entry.

We welcome your comments at validation@mail.wwpdb.org

A user guide is available at

<https://www.wwpdb.org/validation/2017/EMValidationReportHelp>
with specific help available everywhere you see the ⓘ symbol.

The types of validation reports are described at

<http://www.wwpdb.org/validation/2017/FAQs#types>.

The following versions of software and data (see [references ⓘ](#)) were used in the production of this report:

EMDB validation analysis : **FAILED**
Mogul : 1.8.5 (274361), CSD as541be (2020)
MolProbity : 4.02b-467
buster-report : 1.1.7 (2018)
Percentile statistics : 20231227.v01 (using entries in the PDB archive December 27th 2023)
MapQ : **FAILED**
Ideal geometry (proteins) : Engh & Huber (2001)
Ideal geometry (DNA, RNA) : Parkinson et al. (1996)
Validation Pipeline (wwPDB-VP) : 2.39

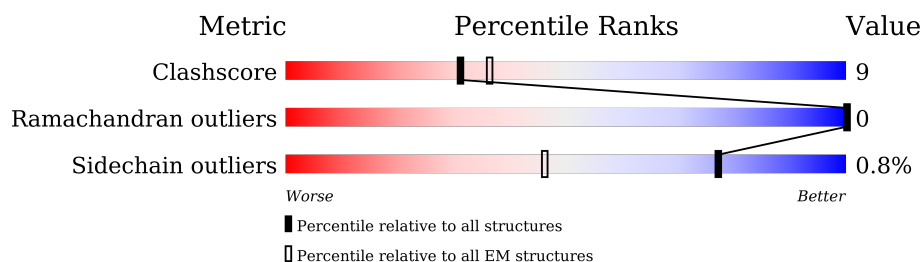
1 Overall quality at a glance

The following experimental techniques were used to determine the structure:

ELECTRON MICROSCOPY

The reported resolution of this entry is 3.20 Å.

Percentile scores (ranging between 0-100) for global validation metrics of the entry are shown in the following graphic. The table shows the number of entries on which the scores are based.



| Metric | Whole archive (#Entries) | EM structures (#Entries) |
|-----------------------|-----------------------------|-----------------------------|
| Clashscore | 210492 | 15764 |
| Ramachandran outliers | 207382 | 16835 |
| Sidechain outliers | 206894 | 16415 |

The table below summarises the geometric issues observed across the polymeric chains and their fit to the map. The red, orange, yellow and green segments of the bar indicate the fraction of residues that contain outliers for ≥ 3 , 2, 1 and 0 types of geometric quality criteria respectively. A grey segment represents the fraction of residues that are not modelled. The numeric value for each fraction is indicated below the corresponding segment, with a dot representing fractions $\leq 5\%$.

| Mol | Chain | Length | Quality of chain |
|-----|-------|--------|------------------|
| 1 | A | 253 | |
| 2 | B | 377 | |
| 3 | G | 71 | |
| 4 | R | 658 | |

2 Entry composition

There are 5 unique types of molecules in this entry. The entry contains 7137 atoms, of which 0 are hydrogens and 0 are deuteriums.

In the tables below, the AltConf column contains the number of residues with at least one atom in alternate conformation and the Trace column contains the number of residues modelled with at most 2 atoms.

- Molecule 1 is a protein called Guanine nucleotide-binding protein G(s) subunit alpha isoforms short.

| Mol | Chain | Residues | Atoms | | | | | AltConf | Trace |
|-----|-------|----------|-------|------|-----|-----|---|---------|-------|
| 1 | A | 237 | Total | C | N | O | S | 0 | 0 |
| | | | 1897 | 1203 | 334 | 353 | 7 | | |

There are 147 discrepancies between the modelled and reference sequences:

| Chain | Residue | Modelled | Actual | Comment | Reference |
|-------|---------|----------|--------|-----------|------------|
| A | 49 | ASP | GLY | conflict | UNP P63092 |
| A | 50 | ASN | GLU | conflict | UNP P63092 |
| A | 196 | GLY | - | insertion | UNP P63092 |
| A | 197 | GLY | VAL | conflict | UNP P63092 |
| A | 198 | SER | ASN | conflict | UNP P63092 |
| A | 200 | GLY | PHE | conflict | UNP P63092 |
| A | 201 | SER | ASN | conflict | UNP P63092 |
| A | ? | - | ASP | deletion | UNP P63092 |
| A | ? | - | SER | deletion | UNP P63092 |
| A | ? | - | GLU | deletion | UNP P63092 |
| A | ? | - | LYS | deletion | UNP P63092 |
| A | ? | - | ALA | deletion | UNP P63092 |
| A | ? | - | THR | deletion | UNP P63092 |
| A | ? | - | LYS | deletion | UNP P63092 |
| A | ? | - | VAL | deletion | UNP P63092 |
| A | ? | - | GLN | deletion | UNP P63092 |
| A | ? | - | ASP | deletion | UNP P63092 |
| A | ? | - | ILE | deletion | UNP P63092 |
| A | ? | - | LYS | deletion | UNP P63092 |
| A | ? | - | ASN | deletion | UNP P63092 |
| A | ? | - | ASN | deletion | UNP P63092 |
| A | ? | - | LEU | deletion | UNP P63092 |
| A | ? | - | LYS | deletion | UNP P63092 |
| A | ? | - | GLU | deletion | UNP P63092 |
| A | ? | - | ALA | deletion | UNP P63092 |
| A | ? | - | ILE | deletion | UNP P63092 |
| A | ? | - | GLU | deletion | UNP P63092 |

Continued on next page...

Continued from previous page...

| Chain | Residue | Modelled | Actual | Comment | Reference |
|-------|---------|----------|--------|----------|------------|
| A | ? | - | THR | deletion | UNP P63092 |
| A | ? | - | ILE | deletion | UNP P63092 |
| A | ? | - | VAL | deletion | UNP P63092 |
| A | ? | - | ALA | deletion | UNP P63092 |
| A | ? | - | ALA | deletion | UNP P63092 |
| A | ? | - | MET | deletion | UNP P63092 |
| A | ? | - | SER | deletion | UNP P63092 |
| A | ? | - | ASN | deletion | UNP P63092 |
| A | ? | - | LEU | deletion | UNP P63092 |
| A | ? | - | VAL | deletion | UNP P63092 |
| A | ? | - | PRO | deletion | UNP P63092 |
| A | ? | - | PRO | deletion | UNP P63092 |
| A | ? | - | VAL | deletion | UNP P63092 |
| A | ? | - | GLU | deletion | UNP P63092 |
| A | ? | - | LEU | deletion | UNP P63092 |
| A | ? | - | ALA | deletion | UNP P63092 |
| A | ? | - | ASN | deletion | UNP P63092 |
| A | ? | - | PRO | deletion | UNP P63092 |
| A | ? | - | GLU | deletion | UNP P63092 |
| A | ? | - | ASN | deletion | UNP P63092 |
| A | ? | - | GLN | deletion | UNP P63092 |
| A | ? | - | PHE | deletion | UNP P63092 |
| A | ? | - | ARG | deletion | UNP P63092 |
| A | ? | - | VAL | deletion | UNP P63092 |
| A | ? | - | ASP | deletion | UNP P63092 |
| A | ? | - | TYR | deletion | UNP P63092 |
| A | ? | - | ILE | deletion | UNP P63092 |
| A | ? | - | LEU | deletion | UNP P63092 |
| A | ? | - | SER | deletion | UNP P63092 |
| A | ? | - | VAL | deletion | UNP P63092 |
| A | ? | - | MET | deletion | UNP P63092 |
| A | ? | - | ASN | deletion | UNP P63092 |
| A | ? | - | VAL | deletion | UNP P63092 |
| A | ? | - | PRO | deletion | UNP P63092 |
| A | ? | - | ASP | deletion | UNP P63092 |
| A | ? | - | PHE | deletion | UNP P63092 |
| A | ? | - | ASP | deletion | UNP P63092 |
| A | ? | - | PHE | deletion | UNP P63092 |
| A | ? | - | PRO | deletion | UNP P63092 |
| A | ? | - | PRO | deletion | UNP P63092 |
| A | ? | - | GLU | deletion | UNP P63092 |
| A | ? | - | PHE | deletion | UNP P63092 |

Continued on next page...

Continued from previous page...

| Chain | Residue | Modelled | Actual | Comment | Reference |
|-------|---------|----------|--------|----------|------------|
| A | ? | - | TYR | deletion | UNP P63092 |
| A | ? | - | GLU | deletion | UNP P63092 |
| A | ? | - | HIS | deletion | UNP P63092 |
| A | ? | - | ALA | deletion | UNP P63092 |
| A | ? | - | LYS | deletion | UNP P63092 |
| A | ? | - | ALA | deletion | UNP P63092 |
| A | ? | - | LEU | deletion | UNP P63092 |
| A | ? | - | TRP | deletion | UNP P63092 |
| A | ? | - | GLU | deletion | UNP P63092 |
| A | ? | - | ASP | deletion | UNP P63092 |
| A | ? | - | GLU | deletion | UNP P63092 |
| A | ? | - | GLY | deletion | UNP P63092 |
| A | ? | - | VAL | deletion | UNP P63092 |
| A | ? | - | ARG | deletion | UNP P63092 |
| A | ? | - | ALA | deletion | UNP P63092 |
| A | ? | - | CYS | deletion | UNP P63092 |
| A | ? | - | TYR | deletion | UNP P63092 |
| A | ? | - | GLU | deletion | UNP P63092 |
| A | ? | - | ARG | deletion | UNP P63092 |
| A | ? | - | SER | deletion | UNP P63092 |
| A | ? | - | ASN | deletion | UNP P63092 |
| A | ? | - | GLU | deletion | UNP P63092 |
| A | ? | - | TYR | deletion | UNP P63092 |
| A | ? | - | GLN | deletion | UNP P63092 |
| A | ? | - | LEU | deletion | UNP P63092 |
| A | ? | - | ILE | deletion | UNP P63092 |
| A | ? | - | ASP | deletion | UNP P63092 |
| A | ? | - | CYS | deletion | UNP P63092 |
| A | ? | - | ALA | deletion | UNP P63092 |
| A | ? | - | GLN | deletion | UNP P63092 |
| A | ? | - | TYR | deletion | UNP P63092 |
| A | ? | - | PHE | deletion | UNP P63092 |
| A | ? | - | LEU | deletion | UNP P63092 |
| A | ? | - | ASP | deletion | UNP P63092 |
| A | ? | - | LYS | deletion | UNP P63092 |
| A | ? | - | ILE | deletion | UNP P63092 |
| A | ? | - | ASP | deletion | UNP P63092 |
| A | ? | - | VAL | deletion | UNP P63092 |
| A | ? | - | ILE | deletion | UNP P63092 |
| A | ? | - | LYS | deletion | UNP P63092 |
| A | ? | - | GLN | deletion | UNP P63092 |
| A | ? | - | ALA | deletion | UNP P63092 |

Continued on next page...

Continued from previous page...

| Chain | Residue | Modelled | Actual | Comment | Reference |
|-------|---------|----------|--------|----------|------------|
| A | ? | - | ASP | deletion | UNP P63092 |
| A | ? | - | TYR | deletion | UNP P63092 |
| A | ? | - | VAL | deletion | UNP P63092 |
| A | ? | - | PRO | deletion | UNP P63092 |
| A | ? | - | SER | deletion | UNP P63092 |
| A | ? | - | ASP | deletion | UNP P63092 |
| A | ? | - | GLN | deletion | UNP P63092 |
| A | ? | - | ASP | deletion | UNP P63092 |
| A | ? | - | LEU | deletion | UNP P63092 |
| A | ? | - | LEU | deletion | UNP P63092 |
| A | ? | - | ARG | deletion | UNP P63092 |
| A | ? | - | CYS | deletion | UNP P63092 |
| A | ? | - | ARG | deletion | UNP P63092 |
| A | ? | - | VAL | deletion | UNP P63092 |
| A | 203 | GLY | LEU | conflict | UNP P63092 |
| A | 249 | ASP | ALA | conflict | UNP P63092 |
| A | 252 | ASP | SER | conflict | UNP P63092 |
| A | ? | - | ASN | deletion | UNP P63092 |
| A | ? | - | MET | deletion | UNP P63092 |
| A | ? | - | VAL | deletion | UNP P63092 |
| A | ? | - | ILE | deletion | UNP P63092 |
| A | ? | - | ARG | deletion | UNP P63092 |
| A | ? | - | GLU | deletion | UNP P63092 |
| A | ? | - | ASP | deletion | UNP P63092 |
| A | ? | - | ASN | deletion | UNP P63092 |
| A | ? | - | GLN | deletion | UNP P63092 |
| A | ? | - | THR | deletion | UNP P63092 |
| A | 362 | ALA | ILE | conflict | UNP P63092 |
| A | 365 | ILE | VAL | conflict | UNP P63092 |
| A | 370 | LYS | ARG | conflict | UNP P63092 |
| A | 374 | LEU | GLN | conflict | UNP P63092 |
| A | 375 | GLN | ARG | conflict | UNP P63092 |
| A | 377 | ASN | HIS | conflict | UNP P63092 |
| A | 380 | GLU | GLN | conflict | UNP P63092 |
| A | 382 | ASN | GLU | conflict | UNP P63092 |
| A | 384 | VAL | LEU | conflict | UNP P63092 |

- Molecule 2 is a protein called Guanine nucleotide-binding protein G(I)/G(S)/G(T) subunit beta-1.

| Mol | Chain | Residues | Atoms | | | | | AltConf | Trace |
|-----|-------|----------|-------|------|-----|-----|----|---------|-------|
| 2 | B | 331 | Total | C | N | O | S | 0 | 0 |
| | | | 2511 | 1556 | 455 | 480 | 20 | | |

There are 38 discrepancies between the modelled and reference sequences:

| Chain | Residue | Modelled | Actual | Comment | Reference |
|-------|---------|----------|--------|-----------------------|------------|
| B | -10 | MET | - | initiating methionine | UNP P62873 |
| B | -9 | HIS | - | expression tag | UNP P62873 |
| B | -8 | HIS | - | expression tag | UNP P62873 |
| B | -7 | HIS | - | expression tag | UNP P62873 |
| B | -6 | HIS | - | expression tag | UNP P62873 |
| B | -5 | HIS | - | expression tag | UNP P62873 |
| B | -4 | HIS | - | expression tag | UNP P62873 |
| B | -3 | GLY | - | expression tag | UNP P62873 |
| B | -2 | SER | - | expression tag | UNP P62873 |
| B | -1 | LEU | - | expression tag | UNP P62873 |
| B | 0 | LEU | - | expression tag | UNP P62873 |
| B | 1 | GLN | - | expression tag | UNP P62873 |
| B | 341 | GLY | - | expression tag | UNP P62873 |
| B | 342 | SER | - | expression tag | UNP P62873 |
| B | 343 | SER | - | expression tag | UNP P62873 |
| B | 344 | GLY | - | expression tag | UNP P62873 |
| B | 345 | GLY | - | expression tag | UNP P62873 |
| B | 346 | GLY | - | expression tag | UNP P62873 |
| B | 347 | GLY | - | expression tag | UNP P62873 |
| B | 348 | SER | - | expression tag | UNP P62873 |
| B | 349 | GLY | - | expression tag | UNP P62873 |
| B | 350 | GLY | - | expression tag | UNP P62873 |
| B | 351 | GLY | - | expression tag | UNP P62873 |
| B | 352 | GLY | - | expression tag | UNP P62873 |
| B | 353 | SER | - | expression tag | UNP P62873 |
| B | 354 | SER | - | expression tag | UNP P62873 |
| B | 355 | GLY | - | expression tag | UNP P62873 |
| B | 356 | VAL | - | expression tag | UNP P62873 |
| B | 357 | SER | - | expression tag | UNP P62873 |
| B | 358 | GLY | - | expression tag | UNP P62873 |
| B | 359 | TRP | - | expression tag | UNP P62873 |
| B | 360 | ARG | - | expression tag | UNP P62873 |
| B | 361 | LEU | - | expression tag | UNP P62873 |
| B | 362 | PHE | - | expression tag | UNP P62873 |
| B | 363 | LYS | - | expression tag | UNP P62873 |
| B | 364 | LYS | - | expression tag | UNP P62873 |
| B | 365 | ILE | - | expression tag | UNP P62873 |
| B | 366 | SER | - | expression tag | UNP P62873 |

- Molecule 3 is a protein called Guanine nucleotide-binding protein G(I)/G(S)/G(O) subunit gamma-2.

| Mol | Chain | Residues | Atoms | | | | | AltConf | Trace |
|-----|-------|----------|-------|-----|----|----|---|---------|-------|
| 3 | G | 49 | Total | C | N | O | S | 0 | 0 |
| | | | 376 | 237 | 64 | 72 | 3 | | |

- Molecule 4 is a protein called Soluble cytochrome b562,Succinate receptor 1,Oplophorus-luciferin 2-monooxygenase catalytic subunit.

| Mol | Chain | Residues | Atoms | | | | | AltConf | Trace |
|-----|-------|----------|-------|------|-----|-----|----|---------|-------|
| 4 | R | 305 | Total | C | N | O | S | 0 | 0 |
| | | | 2345 | 1565 | 375 | 394 | 11 | | |

There are 64 discrepancies between the modelled and reference sequences:

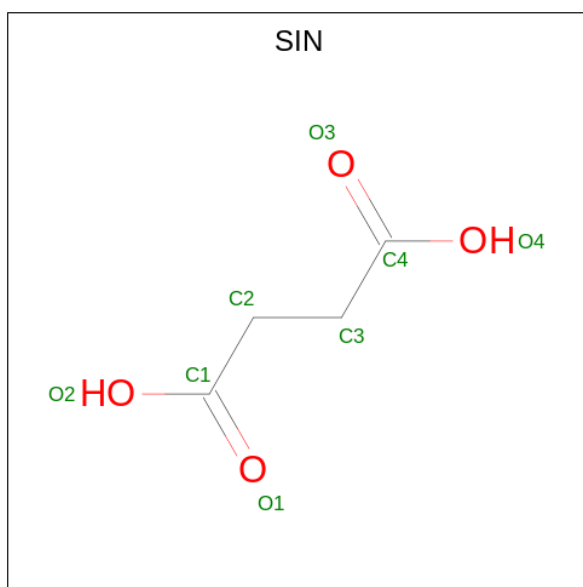
| Chain | Residue | Modelled | Actual | Comment | Reference |
|-------|---------|----------|--------|-----------------------|------------|
| R | -162 | MET | - | initiating methionine | UNP P0ABE7 |
| R | -161 | LYS | - | expression tag | UNP P0ABE7 |
| R | -160 | THR | - | expression tag | UNP P0ABE7 |
| R | -159 | ILE | - | expression tag | UNP P0ABE7 |
| R | -158 | ILE | - | expression tag | UNP P0ABE7 |
| R | -157 | ALA | - | expression tag | UNP P0ABE7 |
| R | -156 | LEU | - | expression tag | UNP P0ABE7 |
| R | -155 | SER | - | expression tag | UNP P0ABE7 |
| R | -154 | TYR | - | expression tag | UNP P0ABE7 |
| R | -153 | ILE | - | expression tag | UNP P0ABE7 |
| R | -152 | PHE | - | expression tag | UNP P0ABE7 |
| R | -151 | CYS | - | expression tag | UNP P0ABE7 |
| R | -150 | LEU | - | expression tag | UNP P0ABE7 |
| R | -149 | VAL | - | expression tag | UNP P0ABE7 |
| R | -148 | PHE | - | expression tag | UNP P0ABE7 |
| R | -147 | ALA | - | expression tag | UNP P0ABE7 |
| R | -146 | ASP | - | expression tag | UNP P0ABE7 |
| R | -145 | TYR | - | expression tag | UNP P0ABE7 |
| R | -144 | LYS | - | expression tag | UNP P0ABE7 |
| R | -143 | ASP | - | expression tag | UNP P0ABE7 |
| R | -142 | ASP | - | expression tag | UNP P0ABE7 |
| R | -141 | ASP | - | expression tag | UNP P0ABE7 |
| R | -140 | ASP | - | expression tag | UNP P0ABE7 |
| R | -139 | ALA | - | expression tag | UNP P0ABE7 |
| R | -138 | GLY | - | expression tag | UNP P0ABE7 |
| R | -137 | ARG | - | expression tag | UNP P0ABE7 |
| R | -136 | ALA | - | expression tag | UNP P0ABE7 |
| R | -135 | HIS | - | expression tag | UNP P0ABE7 |
| R | -134 | HIS | - | expression tag | UNP P0ABE7 |
| R | -133 | HIS | - | expression tag | UNP P0ABE7 |

Continued on next page...

Continued from previous page...

| Chain | Residue | Modelled | Actual | Comment | Reference |
|-------|---------|----------|--------|----------------|------------|
| R | -132 | HIS | - | expression tag | UNP P0ABE7 |
| R | -131 | HIS | - | expression tag | UNP P0ABE7 |
| R | -130 | HIS | - | expression tag | UNP P0ABE7 |
| R | -129 | HIS | - | expression tag | UNP P0ABE7 |
| R | -128 | HIS | - | expression tag | UNP P0ABE7 |
| R | -127 | HIS | - | expression tag | UNP P0ABE7 |
| R | -126 | HIS | - | expression tag | UNP P0ABE7 |
| R | -125 | GLU | - | expression tag | UNP P0ABE7 |
| R | -124 | ASN | - | expression tag | UNP P0ABE7 |
| R | -123 | LEU | - | expression tag | UNP P0ABE7 |
| R | -122 | TYR | - | expression tag | UNP P0ABE7 |
| R | -121 | PHE | - | expression tag | UNP P0ABE7 |
| R | -120 | GLN | - | expression tag | UNP P0ABE7 |
| R | -119 | SER | - | expression tag | UNP P0ABE7 |
| R | -118 | GLY | - | expression tag | UNP P0ABE7 |
| R | -117 | ALA | - | expression tag | UNP P0ABE7 |
| R | -116 | PRO | - | expression tag | UNP P0ABE7 |
| R | -109 | TRP | MET | conflict | UNP P0ABE7 |
| R | -14 | ILE | HIS | conflict | UNP P0ABE7 |
| R | -10 | LEU | - | linker | UNP P0ABE7 |
| R | -9 | LEU | - | linker | UNP P0ABE7 |
| R | -8 | GLU | - | linker | UNP P0ABE7 |
| R | -7 | VAL | - | linker | UNP P0ABE7 |
| R | -6 | LEU | - | linker | UNP P0ABE7 |
| R | -5 | PHE | - | linker | UNP P0ABE7 |
| R | -4 | GLN | - | linker | UNP P0ABE7 |
| R | -3 | GLY | - | linker | UNP P0ABE7 |
| R | -2 | PRO | - | linker | UNP P0ABE7 |
| R | -1 | GLU | - | linker | UNP P0ABE7 |
| R | 0 | PHE | - | linker | UNP P0ABE7 |
| R | 335 | ALA | - | linker | UNP Q9BXA5 |
| R | 336 | ALA | - | linker | UNP Q9BXA5 |
| R | 337 | ALA | - | linker | UNP Q9BXA5 |
| R | 338 | VAL | - | linker | UNP Q9BXA5 |

- Molecule 5 is SUCCINIC ACID (three-letter code: SIN) (formula: C₄H₆O₄) (labeled as "Ligand of Interest" by depositor).



| Mol | Chain | Residues | Atoms | | | AltConf |
|-----|-------|----------|-------|---|---|---------|
| 5 | R | 1 | Total | C | O | 0 |
| | | | 8 | 4 | 4 | |

| | | | | | | | | | | | | | | | | | | | | | | | | | | | | | | | | | | | | | | | | | | | | | | | | | | | | | | | |
|------|------|------|------|------|------|-----|-----|-----|------|------|------|------|------|------|------|------|------|------|------|------|------|------|------|------|------|------|------|------|------|------|------|------|------|------|------|------|------|------|------|------|------|------|------|------|------|-----|-----|-----|-----|-----|-----|-----|-----|-----|-----|
| ASP | ALA | LEU | LYS | LEU | ALA | ASN | GLU | GLY | LYS | VAL | LYS | GLU | ALA | GLN | ALA | ALA | ALA | GLU | GLN | LEU | LYS | THR | ARG | ASN | ALA | TYR | ILE | LYS | LYS | TYR | LEU | LEU | GLU | VAL | PHE | GLN | GLY | PRO | GLU | PHE | MET | LEU | GLY | ILE | MET | ALA | TRP | ASN | ALA | T10 | W14 | E18 | Y25 | | |
| I28 | F29 | Y30 | G31 | I32 | E33 | F34 | V35 | V36 | G37 | V38 | L39 | G40 | N41 | T42 | I43 | V44 | V45 | N56 | N59 | D69 | L70 | A71 | F72 | L73 | T75 | L76 | P77 | Y90 | V101 | L102 | H103 | A104 | T108 | S109 | I110 | F115 | I118 | I124 | H131 | I146 | L149 | V150 | E153 | L154 | L155 | | | | | | | | | | |
| P156 | I157 | P158 | P159 | L160 | I165 | THR | ASP | ASN | G169 | A176 | N182 | Y183 | N184 | L185 | I186 | Y187 | S188 | C204 | F205 | F206 | I210 | R217 | N218 | L225 | P226 | V238 | F245 | R259 | Q267 | V271 | V272 | R281 | P282 | L317 | THR | SER | PHE | SER | ARG | TRP | ALA | HIS | GLU | LEU | LEU | ASN | PHE | | | | | | | | |
| LEU | SER | PHE | ARG | GLU | LYS | ALA | ALA | ALA | VAL | VAL | THR | LEU | GLU | ASP | PHE | VAL | GLY | ASP | GLN | TRP | GLN | THR | ALA | ALA | TYR | ASN | LEU | GLN | GLY | VAL | SER | SER | LEU | ALA | VAL | SER | VAL | VAL | ILE | PRO | ILE | GLN | ARG | ILE | ARG | VAL | ASN | MET | ARG | SER | GLY | GLU | LEU | ASN | PHE |
| ALA | LEU | LYS | ILE | ASP | GLU | ILE | HIS | VAL | ILE | ILE | SER | LEU | GLY | LEU | SER | VAL | ALA | ASP | GLN | MET | ALA | GLN | ILE | GLU | GLY | ASP | ASP | HIS | HIS | PHE | LYS | VAL | ILE | LEU | ARG | PRO | VAL | VAL | ILE | ASP | GLY | VAL | THR | PRO | ASN | MET | LEU | ASN | TYR | PHE | | | | | |
| GLY | ARG | PRO | TYR | GLU | GLY | ILE | ALA | VAL | VAL | PHE | ASP | GLY | LYS | LYS | ILE | THR | THR | GLY | ASN | TRP | GLN | ILE | GLY | ASN | LYS | ILE | ILE | ASP | PRO | GLY | ASP | HIS | HIS | ASP | PRO | THR | LEU | THR | LEU | VAL | ILE | ASP | GLY | VAL | THR | PRO | ASN | MET | LEU | ASN | TYR | PHE | | | |

4 Experimental information

| Property | Value | Source |
|--------------------------------------|---|-----------|
| EM reconstruction method | SINGLE PARTICLE | Depositor |
| Imposed symmetry | POINT, Not provided | |
| Number of particles used | 239096 | Depositor |
| Resolution determination method | FSC 0.143 CUT-OFF | Depositor |
| CTF correction method | PHASE FLIPPING AND AMPLITUDE CORRECTION | Depositor |
| Microscope | FEI TITAN KRIOS | Depositor |
| Voltage (kV) | 300 | Depositor |
| Electron dose ($e^-/\text{\AA}^2$) | 65 | Depositor |
| Minimum defocus (nm) | 800 | Depositor |
| Maximum defocus (nm) | 1600 | Depositor |
| Magnification | Not provided | |
| Image detector | GATAN K3 BIOQUANTUM (6k x 4k) | Depositor |

5 Model quality [i](#)

5.1 Standard geometry [i](#)

Bond lengths and bond angles in the following residue types are not validated in this section: SIN

The Z score for a bond length (or angle) is the number of standard deviations the observed value is removed from the expected value. A bond length (or angle) with $|Z| > 5$ is considered an outlier worth inspection. RMSZ is the root-mean-square of all Z scores of the bond lengths (or angles).

| Mol | Chain | Bond lengths | | Bond angles | |
|-----|-------|--------------|-------------|-------------|-------------|
| | | RMSZ | $\# Z > 5$ | RMSZ | $\# Z > 5$ |
| 1 | A | 0.29 | 0/1933 | 0.50 | 0/2611 |
| 2 | B | 0.27 | 0/2558 | 0.54 | 0/3473 |
| 3 | G | 0.26 | 0/382 | 0.45 | 0/517 |
| 4 | R | 0.31 | 0/2409 | 0.47 | 0/3304 |
| All | All | 0.29 | 0/7282 | 0.50 | 0/9905 |

Chiral center outliers are detected by calculating the chiral volume of a chiral center and verifying if the center is modelled as a planar moiety or with the opposite hand. A planarity outlier is detected by checking planarity of atoms in a peptide group, atoms in a mainchain group or atoms of a sidechain that are expected to be planar.

| Mol | Chain | #Chirality outliers | #Planarity outliers |
|-----|-------|---------------------|---------------------|
| 1 | A | 0 | 1 |

There are no bond length outliers.

There are no bond angle outliers.

There are no chirality outliers.

All (1) planarity outliers are listed below:

| Mol | Chain | Res | Type | Group |
|-----|-------|-----|------|-----------|
| 1 | A | 61 | ARG | Sidechain |

5.2 Too-close contacts [i](#)

In the following table, the Non-H and H(model) columns list the number of non-hydrogen atoms and hydrogen atoms in the chain respectively. The H(added) column lists the number of hydrogen atoms added and optimized by MolProbity. The Clashes column lists the number of clashes within the asymmetric unit, whereas Symm-Clashes lists symmetry-related clashes.

| Mol | Chain | Non-H | H(model) | H(added) | Clashes | Symm-Clashes |
|-----|-------|-------|----------|----------|---------|--------------|
| 1 | A | 1897 | 0 | 1822 | 26 | 0 |
| 2 | B | 2511 | 0 | 2404 | 39 | 0 |
| 3 | G | 376 | 0 | 378 | 6 | 0 |
| 4 | R | 2345 | 0 | 2268 | 55 | 0 |
| 5 | R | 8 | 0 | 4 | 1 | 0 |
| All | All | 7137 | 0 | 6876 | 121 | 0 |

The all-atom clashscore is defined as the number of clashes found per 1000 atoms (including hydrogen atoms). The all-atom clashscore for this structure is 9.

The worst 5 of 121 close contacts within the same asymmetric unit are listed below, sorted by their clash magnitude.

| Atom-1 | Atom-2 | Interatomic distance (Å) | Clash overlap (Å) |
|------------------|------------------|--------------------------|-------------------|
| 2:B:45:MET:CE | 3:G:50:LEU:HD22 | 2.19 | 0.72 |
| 3:G:47:GLU:N | 3:G:47:GLU:OE2 | 2.24 | 0.71 |
| 4:R:41:ASN:O | 4:R:45:VAL:HG22 | 1.90 | 0.71 |
| 4:R:75:THR:HG21 | 4:R:101:VAL:HG13 | 1.72 | 0.69 |
| 1:A:224:VAL:HG11 | 1:A:234:TRP:CH2 | 2.28 | 0.68 |

There are no symmetry-related clashes.

5.3 Torsion angles

5.3.1 Protein backbone

In the following table, the Percentiles column shows the percent Ramachandran outliers of the chain as a percentile score with respect to all PDB entries followed by that with respect to all EM entries.

The Analysed column shows the number of residues for which the backbone conformation was analysed, and the total number of residues.

| Mol | Chain | Analysed | Favoured | Allowed | Outliers | Percentiles | |
|-----|-------|----------------|-----------|---------|----------|-------------|-----|
| 1 | A | 233/253 (92%) | 224 (96%) | 9 (4%) | 0 | 100 | 100 |
| 2 | B | 329/377 (87%) | 310 (94%) | 19 (6%) | 0 | 100 | 100 |
| 3 | G | 47/71 (66%) | 47 (100%) | 0 | 0 | 100 | 100 |
| 4 | R | 301/658 (46%) | 287 (95%) | 14 (5%) | 0 | 100 | 100 |
| All | All | 910/1359 (67%) | 868 (95%) | 42 (5%) | 0 | 100 | 100 |

There are no Ramachandran outliers to report.

5.3.2 Protein sidechains [i](#)

In the following table, the Percentiles column shows the percent sidechain outliers of the chain as a percentile score with respect to all PDB entries followed by that with respect to all EM entries.

The Analysed column shows the number of residues for which the sidechain conformation was analysed, and the total number of residues.

| Mol | Chain | Analysed | Rotameric | Outliers | Percentiles | |
|-----|-------|----------------|------------|----------|-------------|-----|
| 1 | A | 196/222 (88%) | 195 (100%) | 1 (0%) | 86 | 93 |
| 2 | B | 263/308 (85%) | 260 (99%) | 3 (1%) | 70 | 86 |
| 3 | G | 40/58 (69%) | 40 (100%) | 0 | 100 | 100 |
| 4 | R | 238/576 (41%) | 236 (99%) | 2 (1%) | 79 | 90 |
| All | All | 737/1164 (63%) | 731 (99%) | 6 (1%) | 77 | 90 |

5 of 6 residues with a non-rotameric sidechain are listed below:

| Mol | Chain | Res | Type |
|-----|-------|-----|------|
| 2 | B | 234 | PHE |
| 4 | R | 29 | PHE |
| 4 | R | 90 | TYR |
| 2 | B | 59 | TYR |
| 1 | A | 61 | ARG |

Sometimes sidechains can be flipped to improve hydrogen bonding and reduce clashes. All (2) such sidechains are listed below:

| Mol | Chain | Res | Type |
|-----|-------|-----|------|
| 4 | R | 182 | ASN |
| 4 | R | 184 | ASN |

5.3.3 RNA [i](#)

There are no RNA molecules in this entry.

5.4 Non-standard residues in protein, DNA, RNA chains [i](#)

There are no non-standard protein/DNA/RNA residues in this entry.

5.5 Carbohydrates

There are no oligosaccharides in this entry.

5.6 Ligand geometry

1 ligand is modelled in this entry.

In the following table, the Counts columns list the number of bonds (or angles) for which Mogul statistics could be retrieved, the number of bonds (or angles) that are observed in the model and the number of bonds (or angles) that are defined in the Chemical Component Dictionary. The Link column lists molecule types, if any, to which the group is linked. The Z score for a bond length (or angle) is the number of standard deviations the observed value is removed from the expected value. A bond length (or angle) with $|Z| > 2$ is considered an outlier worth inspection. RMSZ is the root-mean-square of all Z scores of the bond lengths (or angles).

| Mol | Type | Chain | Res | Link | Bond lengths | | | Bond angles | | |
|-----|------|-------|-----|------|--------------|------|-------------|-------------|------|-------------|
| | | | | | Counts | RMSZ | $\# Z > 2$ | Counts | RMSZ | $\# Z > 2$ |
| 5 | SIN | R | 501 | - | 7,7,7 | 1.14 | 0 | 8,8,8 | 1.50 | 0 |

In the following table, the Chirals column lists the number of chiral outliers, the number of chiral centers analysed, the number of these observed in the model and the number defined in the Chemical Component Dictionary. Similar counts are reported in the Torsion and Rings columns. '-' means no outliers of that kind were identified.

| Mol | Type | Chain | Res | Link | Chirals | Torsions | Rings |
|-----|------|-------|-----|------|---------|----------|-------|
| 5 | SIN | R | 501 | - | - | 2/5/5/5 | - |

There are no bond length outliers.

There are no bond angle outliers.

There are no chirality outliers.

All (2) torsion outliers are listed below:

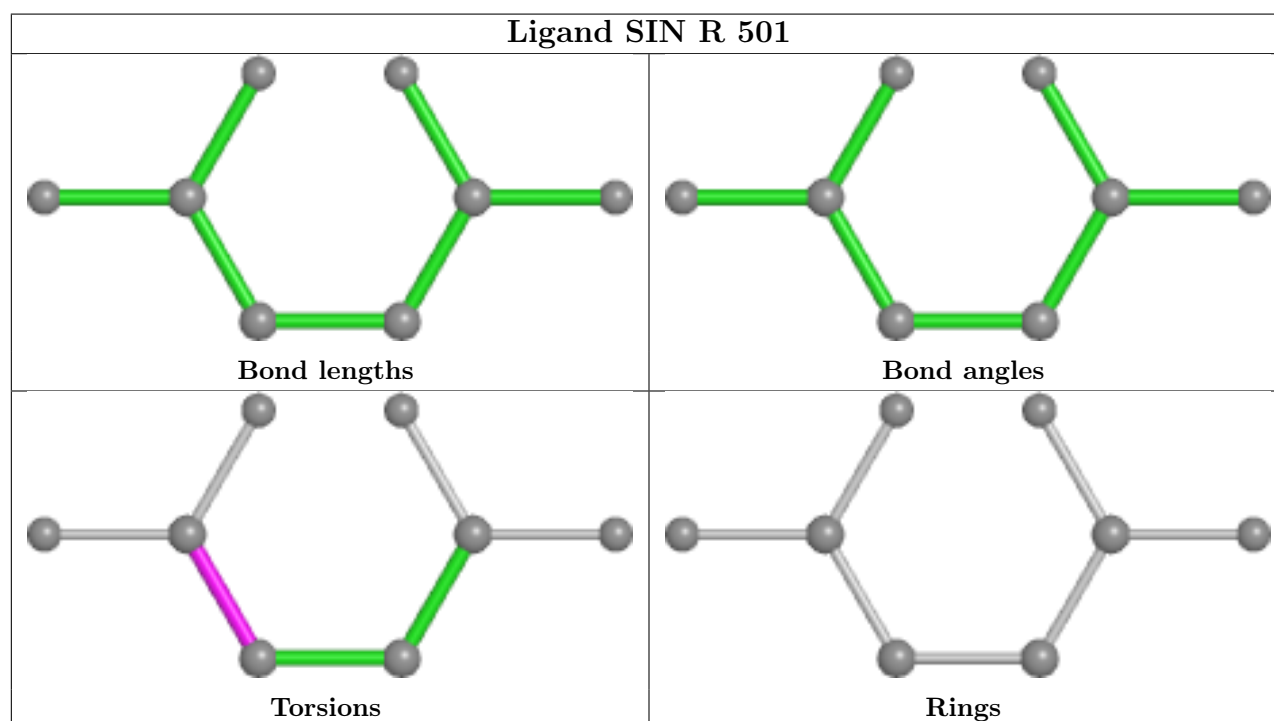
| Mol | Chain | Res | Type | Atoms |
|-----|-------|-----|------|-------------|
| 5 | R | 501 | SIN | O1-C1-C2-C3 |
| 5 | R | 501 | SIN | O2-C1-C2-C3 |

There are no ring outliers.

1 monomer is involved in 1 short contact:

| Mol | Chain | Res | Type | Clashes | Symm-Clashes |
|-----|-------|-----|------|---------|--------------|
| 5 | R | 501 | SIN | 1 | 0 |

The following is a two-dimensional graphical depiction of Mogul quality analysis of bond lengths, bond angles, torsion angles, and ring geometry for all instances of the Ligand of Interest. In addition, ligands with molecular weight > 250 and outliers as shown on the validation Tables will also be included. For torsion angles, if less than 5% of the Mogul distribution of torsion angles is within 10 degrees of the torsion angle in question, then that torsion angle is considered an outlier. Any bond that is central to one or more torsion angles identified as an outlier by Mogul will be highlighted in the graph. For rings, the root-mean-square deviation (RMSD) between the ring in question and similar rings identified by Mogul is calculated over all ring torsion angles. If the average RMSD is greater than 60 degrees and the minimal RMSD between the ring in question and any Mogul-identified rings is also greater than 60 degrees, then that ring is considered an outlier. The outliers are highlighted in purple. The color gray indicates Mogul did not find sufficient equivalents in the CSD to analyse the geometry.



5.7 Other polymers [i](#)

There are no such residues in this entry.

5.8 Polymer linkage issues [i](#)

There are no chain breaks in this entry.