



# Full wwPDB X-ray Structure Validation Report ⓘ

Jun 18, 2024 – 07:11 PM EDT

PDB ID : 4JTX  
Title : Crystal structure of 2009 pandemic influenza virus hemagglutinin mutant D225E  
Authors : Zhang, W.; Shi, Y.; Qi, J.; Gao, F.; Li, Q.; Fan, Z.; Yan, J.; Gao, G.F.  
Deposited on : 2013-03-24  
Resolution : 3.00 Å(reported)

This is a Full wwPDB X-ray Structure Validation Report for a publicly released PDB entry.

We welcome your comments at [validation@mail.wwpdb.org](mailto:validation@mail.wwpdb.org)

A user guide is available at

<https://www.wwpdb.org/validation/2017/XrayValidationReportHelp>

with specific help available everywhere you see the ⓘ symbol.

The types of validation reports are described at

<http://www.wwpdb.org/validation/2017/FAQs#types>.

---

The following versions of software and data (see [references ⓘ](#)) were used in the production of this report:

MolProbity	:	4.02b-467
Mogul	:	2022.3.0, CSD as543be (2022)
Xtriage (Phenix)	:	1.20.1
EDS	:	2.37.1
Percentile statistics	:	20191225.v01 (using entries in the PDB archive December 25th 2019)
Refmac	:	5.8.0158
CCP4	:	7.0.044 (Gargrove)
Ideal geometry (proteins)	:	Engh & Huber (2001)
Ideal geometry (DNA, RNA)	:	Parkinson et al. (1996)
Validation Pipeline (wwPDB-VP)	:	2.37.1

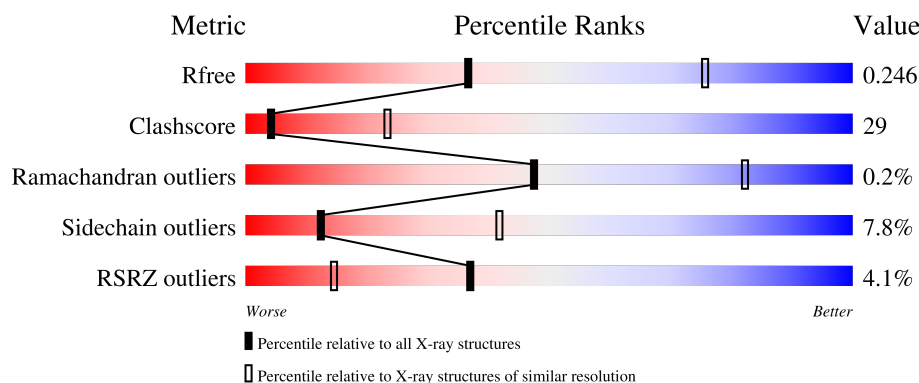
# 1 Overall quality at a glance

The following experimental techniques were used to determine the structure:

*X-RAY DIFFRACTION*

The reported resolution of this entry is 3.00 Å.

Percentile scores (ranging between 0-100) for global validation metrics of the entry are shown in the following graphic. The table shows the number of entries on which the scores are based.



Metric	Whole archive (#Entries)	Similar resolution (#Entries, resolution range(Å))
$R_{free}$	130704	2092 (3.00-3.00)
Clashscore	141614	2416 (3.00-3.00)
Ramachandran outliers	138981	2333 (3.00-3.00)
Sidechain outliers	138945	2336 (3.00-3.00)
RSRZ outliers	127900	1990 (3.00-3.00)

The table below summarises the geometric issues observed across the polymeric chains and their fit to the electron density. The red, orange, yellow and green segments of the lower bar indicate the fraction of residues that contain outliers for  $\geq 3$ , 2, 1 and 0 types of geometric quality criteria respectively. A grey segment represents the fraction of residues that are not modelled. The numeric value for each fraction is indicated below the corresponding segment, with a dot representing fractions  $\leq 5\%$ . The upper red bar (where present) indicates the fraction of residues that have poor fit to the electron density. The numeric value is given above the bar.

Mol	Chain	Length	Quality of chain
1	A	323	<div> <div>0%</div> <div>55%</div> <div>38%</div> <div>7%</div> </div>
1	C	323	<div> <div>3%</div> <div>55%</div> <div>39%</div> <div>5%</div> </div>
1	E	323	<div> <div>3%</div> <div>51%</div> <div>43%</div> <div>5%</div> </div>
1	G	323	<div> <div>4%</div> <div>55%</div> <div>40%</div> <div>•</div> </div>
1	I	323	<div> <div>4%</div> <div>55%</div> <div>39%</div> <div>5%</div> </div>

*Continued on next page...*

Continued from previous page...

Mol	Chain	Length	Quality of chain
1	K	323	
2	B	166	
2	D	166	
2	F	166	
2	H	166	
2	J	166	
2	L	166	
3	M	2	
3	N	2	
3	O	2	

The following table lists non-polymeric compounds, carbohydrate monomers and non-standard residues in protein, DNA, RNA chains that are outliers for geometric or electron-density-fit criteria:

Mol	Type	Chain	Res	Chirality	Geometry	Clashes	Electron density
3	NAG	O	1	-	-	X	-
4	NAG	K	601	-	-	X	-

## 2 Entry composition

There are 5 unique types of molecules in this entry. The entry contains 23277 atoms, of which 0 are hydrogens and 0 are deuteriums.

In the tables below, the ZeroOcc column contains the number of atoms modelled with zero occupancy, the AltConf column contains the number of residues with at least one atom in alternate conformation and the Trace column contains the number of residues modelled with at most 2 atoms.

- Molecule 1 is a protein called Hemagglutinin.

Mol	Chain	Residues	Atoms					ZeroOcc	AltConf	Trace
1	A	323	Total	C	N	O	S	0	0	0
			2525	1597	438	479	11			
1	C	322	Total	C	N	O	S	0	0	0
			2517	1592	434	480	11			
1	E	321	Total	C	N	O	S	0	0	0
			2510	1587	433	479	11			
1	G	322	Total	C	N	O	S	0	0	0
			2513	1590	434	478	11			
1	I	322	Total	C	N	O	S	0	0	0
			2517	1592	434	480	11			
1	K	322	Total	C	N	O	S	0	0	0
			2517	1592	434	480	11			

There are 12 discrepancies between the modelled and reference sequences:

Chain	Residue	Modelled	Actual	Comment	Reference
A	6	ARG	-	expression tag	UNP C3W5S1
A	228	GLU	ASP	engineered mutation	UNP C3W5S1
C	6	ARG	-	expression tag	UNP C3W5S1
C	228	GLU	ASP	engineered mutation	UNP C3W5S1
E	6	ARG	-	expression tag	UNP C3W5S1
E	228	GLU	ASP	engineered mutation	UNP C3W5S1
G	6	ARG	-	expression tag	UNP C3W5S1
G	228	GLU	ASP	engineered mutation	UNP C3W5S1
I	6	ARG	-	expression tag	UNP C3W5S1
I	228	GLU	ASP	engineered mutation	UNP C3W5S1
K	6	ARG	-	expression tag	UNP C3W5S1
K	228	GLU	ASP	engineered mutation	UNP C3W5S1

- Molecule 2 is a protein called Hemagglutinin.

Mol	Chain	Residues	Atoms					ZeroOcc	AltConf	Trace
2	B	162	Total	C	N	O	S	0	0	0
			1305	822	220	257	6			
2	D	164	Total	C	N	O	S	0	0	0
			1315	826	221	262	6			
2	F	161	Total	C	N	O	S	0	0	0
			1302	821	219	256	6			
2	H	162	Total	C	N	O	S	0	0	0
			1305	822	220	257	6			
2	J	166	Total	C	N	O	S	0	0	0
			1334	838	224	266	6			
2	L	161	Total	C	N	O	S	0	0	0
			1302	821	219	256	6			

- Molecule 3 is an oligosaccharide called 2-acetamido-2-deoxy-beta-D-glucopyranose-(1-4)-2-acetamido-2-deoxy-beta-D-glucopyranose.



Mol	Chain	Residues	Atoms				ZeroOcc	AltConf	Trace
3	M	2	Total	C	N	O	0	0	0
			28	16	2	10			
3	N	2	Total	C	N	O	0	0	0
			28	16	2	10			
3	O	2	Total	C	N	O	0	0	0
			28	16	2	10			

- Molecule 4 is 2-acetamido-2-deoxy-beta-D-glucopyranose (three-letter code: NAG) (formula: C<sub>8</sub>H<sub>15</sub>NO<sub>6</sub>).



Mol	Chain	Residues	Atoms				ZeroOcc	AltConf
4	A	1	Total	C	N	O	0	0
			14	8	1	5		
4	C	1	Total	C	N	O	0	0
			14	8	1	5		
4	E	1	Total	C	N	O	0	0
			14	8	1	5		
4	G	1	Total	C	N	O	0	0
			14	8	1	5		
4	I	1	Total	C	N	O	0	0
			14	8	1	5		
4	K	1	Total	C	N	O	0	0
			14	8	1	5		

- Molecule 5 is water.

Mol	Chain	Residues	Atoms		ZeroOcc	AltConf
5	A	18	Total	O	0	0
			18	18		
5	B	10	Total	O	0	0
			10	10		
5	C	16	Total	O	0	0
			16	16		
5	D	9	Total	O	0	0
			9	9		
5	E	14	Total	O	0	0
			14	14		
5	F	11	Total	O	0	0
			11	11		

*Continued on next page...*

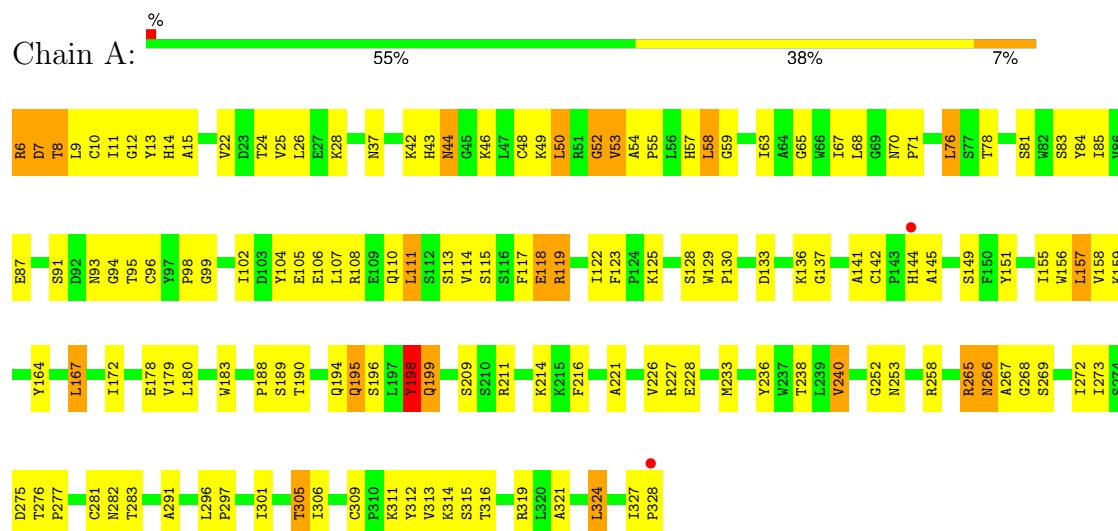
*Continued from previous page...*

Mol	Chain	Residues	Atoms		ZeroOcc	AltConf
5	G	14	Total 14	O 14	0	0
5	H	5	Total 5	O 5	0	0
5	I	11	Total 11	O 11	0	0
5	J	9	Total 9	O 9	0	0
5	K	21	Total 21	O 21	0	0
5	L	9	Total 9	O 9	0	0

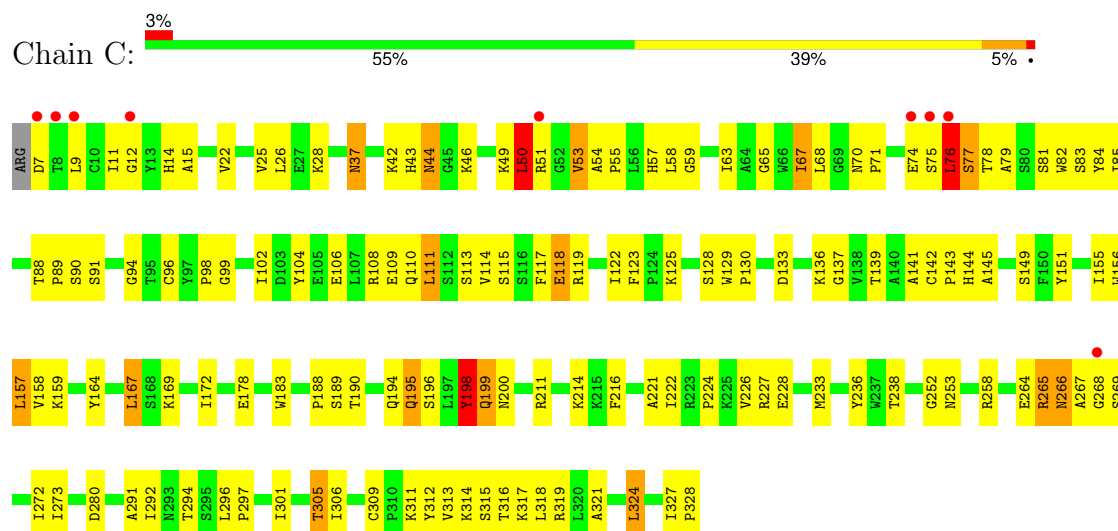
### 3 Residue-property plots

These plots are drawn for all protein, RNA, DNA and oligosaccharide chains in the entry. The first graphic for a chain summarises the proportions of the various outlier classes displayed in the second graphic. The second graphic shows the sequence view annotated by issues in geometry and electron density. Residues are color-coded according to the number of geometric quality criteria for which they contain at least one outlier: green = 0, yellow = 1, orange = 2 and red = 3 or more. A red dot above a residue indicates a poor fit to the electron density ( $RSRZ > 2$ ). Stretches of 2 or more consecutive residues without any outlier are shown as a green connector. Residues present in the sample, but not in the model, are shown in grey.

#### • Molecule 1: Hemagglutinin



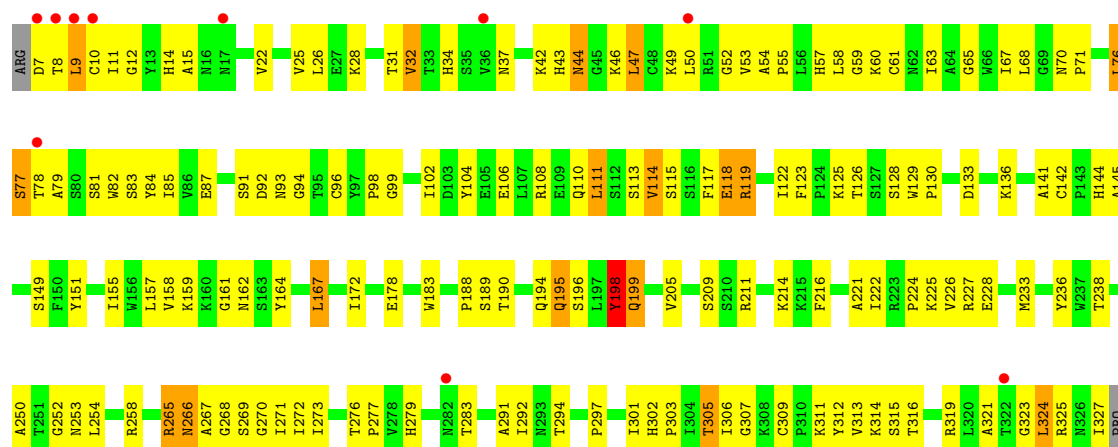
#### • Molecule 1: Hemagglutinin



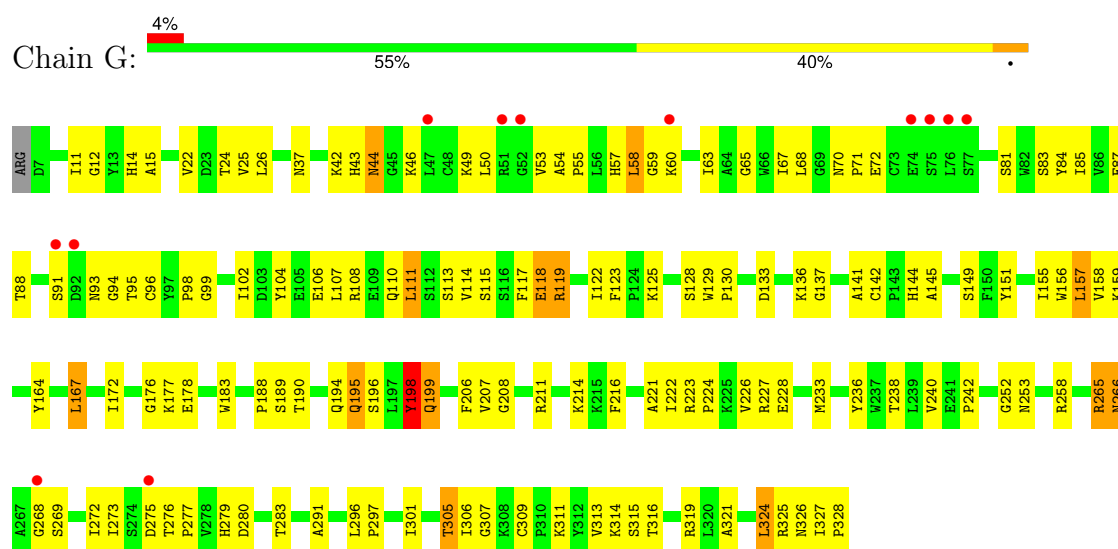
#### • Molecule 1: Hemagglutinin



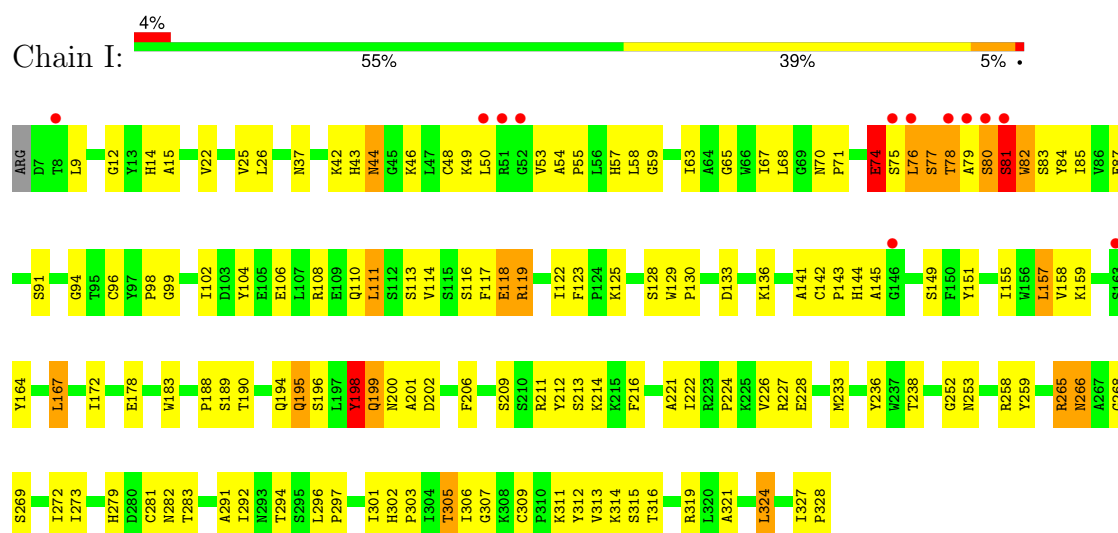




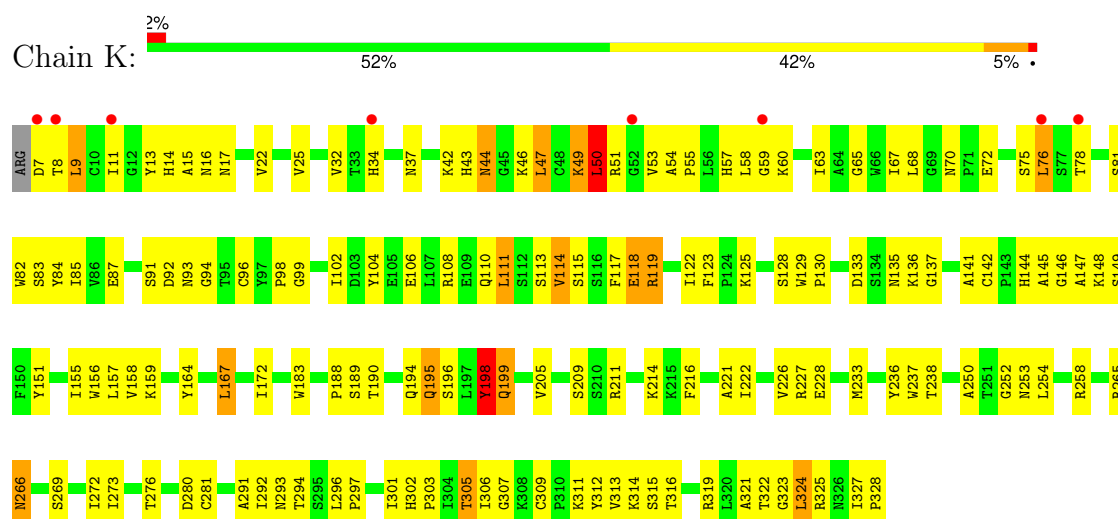
• Molecule 1: Hemagglutinin



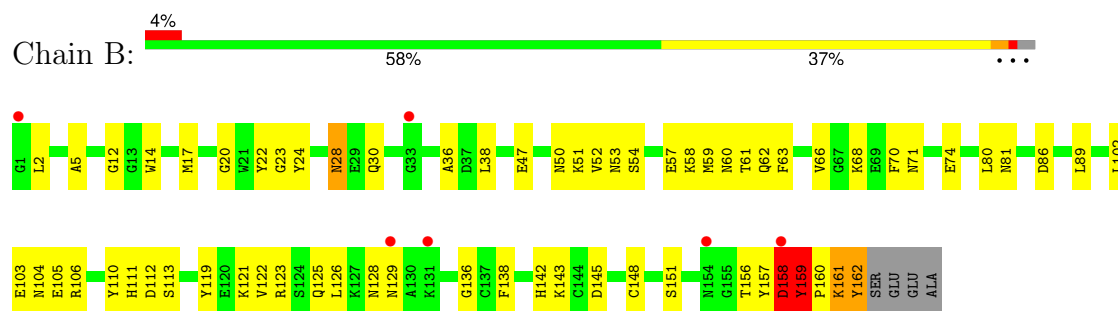
• Molecule 1: Hemagglutinin



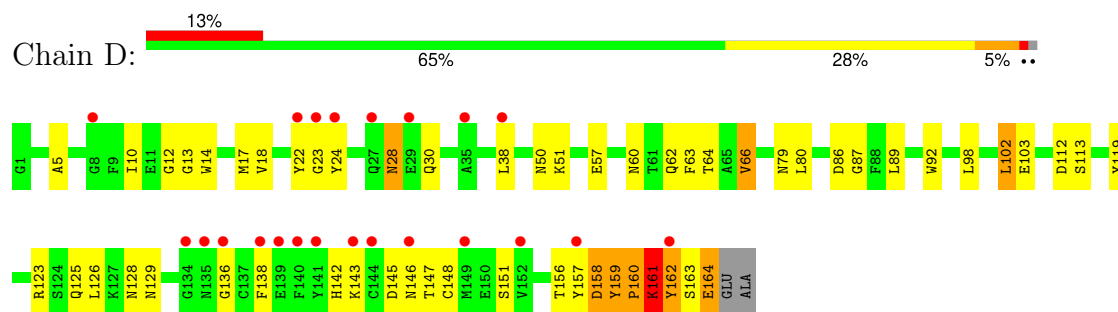
• Molecule 1: Hemagglutinin



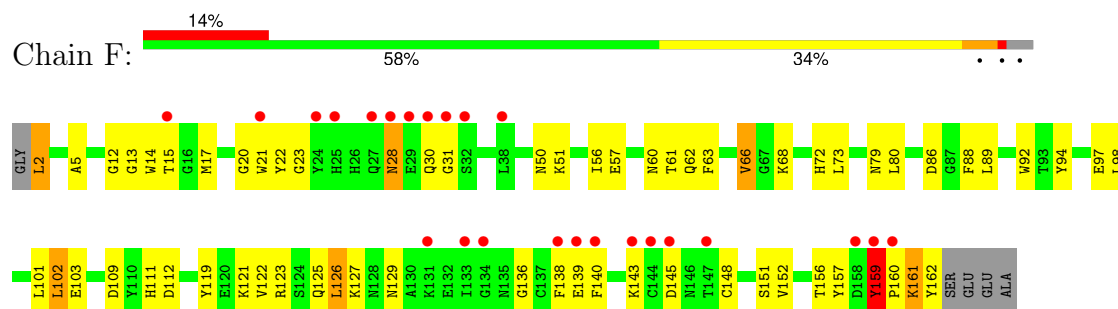
• Molecule 2: Hemagglutinin



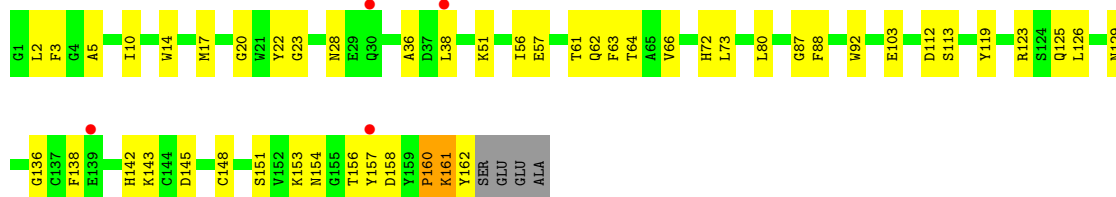
• Molecule 2: Hemagglutinin



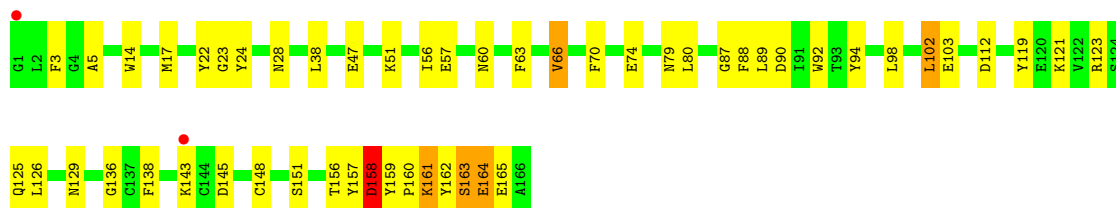
• Molecule 2: Hemagglutinin



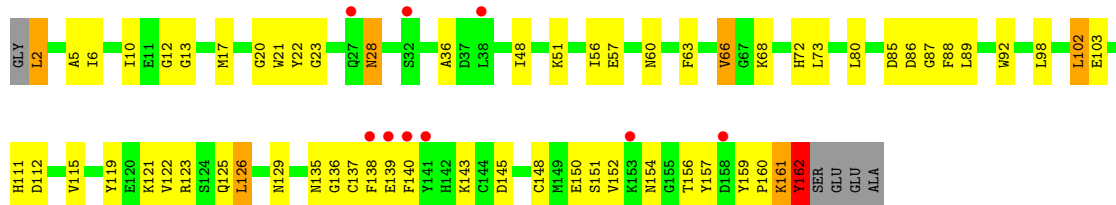
• Molecule 2: Hemagglutinin



- Molecule 2: Hemagglutinin



- Molecule 2: Hemagglutinin



- Molecule 3: 2-acetamido-2-deoxy-beta-D-glucopyranose-(1-4)-2-acetamido-2-deoxy-beta-D-glucopyranose



- Molecule 3: 2-acetamido-2-deoxy-beta-D-glucopyranose-(1-4)-2-acetamido-2-deoxy-beta-D-glucopyranose



- Molecule 3: 2-acetamido-2-deoxy-beta-D-glucopyranose-(1-4)-2-acetamido-2-deoxy-beta-D-glucopyranose

Chain O:

100%

MAG1  
MAG2

## 4 Data and refinement statistics

Property	Value	Source
Space group	P 1	Depositor
Cell constants a, b, c, $\alpha$ , $\beta$ , $\gamma$	67.69Å 119.01Å 123.61Å 115.14° 94.96° 96.78°	Depositor
Resolution (Å)	46.75 – 3.00 46.75 – 3.00	Depositor EDS
% Data completeness (in resolution range)	88.1 (46.75-3.00) 93.5 (46.75-3.00)	Depositor EDS
$R_{merge}$	(Not available)	Depositor
$R_{sym}$	(Not available)	Depositor
$\langle I/\sigma(I) \rangle$ <sup>1</sup>	2.08 (at 3.01Å)	Xtriage
Refinement program	PHENIX (phenix.refine: 1.5_2)	Depositor
R, $R_{free}$	0.210 , 0.243 0.214 , 0.246	Depositor DCC
$R_{free}$ test set	3274 reflections (5.09%)	wwPDB-VP
Wilson B-factor (Å <sup>2</sup> )	54.4	Xtriage
Anisotropy	0.524	Xtriage
Bulk solvent $k_{sol}$ (e/Å <sup>3</sup> ), $B_{sol}$ (Å <sup>2</sup> )	0.30 , 48.3	EDS
L-test for twinning <sup>2</sup>	$\langle  L  \rangle = 0.49$ , $\langle L^2 \rangle = 0.32$	Xtriage
Estimated twinning fraction	0.004 for -h,-l,-k	Xtriage
$F_o, F_c$ correlation	0.92	EDS
Total number of atoms	23277	wwPDB-VP
Average B, all atoms (Å <sup>2</sup> )	60.0	wwPDB-VP

Xtriage's analysis on translational NCS is as follows: *The largest off-origin peak in the Patterson function is 3.66% of the height of the origin peak. No significant pseudotranslation is detected.*

<sup>1</sup>Intensities estimated from amplitudes.

<sup>2</sup>Theoretical values of  $\langle |L| \rangle$ ,  $\langle L^2 \rangle$  for acentric reflections are 0.5, 0.333 respectively for untwinned datasets, and 0.375, 0.2 for perfectly twinned datasets.

## 5 Model quality

### 5.1 Standard geometry

Bond lengths and bond angles in the following residue types are not validated in this section: NAG

The Z score for a bond length (or angle) is the number of standard deviations the observed value is removed from the expected value. A bond length (or angle) with  $|Z| > 5$  is considered an outlier worth inspection. RMSZ is the root-mean-square of all Z scores of the bond lengths (or angles).

Mol	Chain	Bond lengths		Bond angles	
		RMSZ	$\# Z  > 5$	RMSZ	$\# Z  > 5$
1	A	0.27	0/2589	0.70	8/3517 (0.2%)
1	C	0.27	0/2581	0.70	13/3506 (0.4%)
1	E	0.25	0/2573	0.63	9/3494 (0.3%)
1	G	0.25	0/2577	0.66	5/3501 (0.1%)
1	I	0.29	0/2581	0.69	11/3506 (0.3%)
1	K	0.26	0/2581	0.66	8/3506 (0.2%)
2	B	0.25	0/1333	0.54	3/1797 (0.2%)
2	D	0.24	0/1343	0.45	0/1811
2	F	0.24	0/1330	0.49	1/1794 (0.1%)
2	H	0.24	0/1333	0.48	1/1797 (0.1%)
2	J	0.32	0/1362	0.58	3/1836 (0.2%)
2	L	0.24	0/1330	0.53	1/1794 (0.1%)
All	All	0.26	0/23513	0.62	63/31859 (0.2%)

Chiral center outliers are detected by calculating the chiral volume of a chiral center and verifying if the center is modelled as a planar moiety or with the opposite hand. A planarity outlier is detected by checking planarity of atoms in a peptide group, atoms in a mainchain group or atoms of a sidechain that are expected to be planar.

Mol	Chain	#Chirality outliers	#Planarity outliers
1	I	0	1

There are no bond length outliers.

All (63) bond angle outliers are listed below:

Mol	Chain	Res	Type	Atoms	Z	Observed(°)	Ideal(°)
1	G	119	ARG	NE-CZ-NH1	-15.90	112.35	120.30
1	A	119	ARG	NE-CZ-NH1	-15.77	112.41	120.30
1	G	119	ARG	NE-CZ-NH2	15.37	127.99	120.30
1	A	119	ARG	NE-CZ-NH2	15.17	127.88	120.30

*Continued on next page...*

*Continued from previous page...*

Mol	Chain	Res	Type	Atoms	Z	Observed(°)	Ideal(°)
1	I	76	LEU	CB-CA-C	-13.19	85.14	110.20
1	C	78	THR	N-CA-CB	-11.75	87.97	110.30
2	J	162	TYR	N-CA-CB	-10.98	90.83	110.60
1	C	76	LEU	N-CA-CB	-9.78	90.84	110.40
1	C	50	LEU	N-CA-C	9.74	137.29	111.00
1	K	76	LEU	N-CA-C	9.66	137.09	111.00
1	I	76	LEU	N-CA-C	9.59	136.89	111.00
1	C	79	ALA	CB-CA-C	-8.74	96.99	110.10
1	K	50	LEU	CB-CA-C	-8.58	93.91	110.20
1	A	52	GLY	N-CA-C	-8.56	91.69	113.10
1	E	76	LEU	N-CA-C	8.56	134.10	111.00
1	E	119	ARG	NE-CZ-NH2	-8.42	116.09	120.30
1	I	75	SER	N-CA-CB	-8.42	97.87	110.50
1	C	119	ARG	NE-CZ-NH2	-8.14	116.23	120.30
1	I	119	ARG	NE-CZ-NH2	-8.05	116.28	120.30
1	C	119	ARG	NE-CZ-NH1	7.85	124.23	120.30
1	K	199	GLN	N-CA-CB	-7.79	96.59	110.60
1	A	119	ARG	CD-NE-CZ	7.77	134.48	123.60
1	G	119	ARG	CD-NE-CZ	7.76	134.46	123.60
1	I	199	GLN	N-CA-CB	-7.75	96.65	110.60
1	E	199	GLN	N-CA-CB	-7.72	96.71	110.60
1	C	199	GLN	N-CA-CB	-7.69	96.77	110.60
1	A	199	GLN	N-CA-CB	-7.68	96.78	110.60
1	E	119	ARG	NE-CZ-NH1	7.66	124.13	120.30
1	K	51	ARG	N-CA-C	-7.64	90.38	111.00
1	K	119	ARG	NE-CZ-NH2	-7.56	116.52	120.30
1	I	119	ARG	NE-CZ-NH1	7.55	124.07	120.30
1	K	50	LEU	N-CA-C	7.54	131.36	111.00
1	E	198	TYR	N-CA-C	-7.51	90.72	111.00
1	G	199	GLN	N-CA-CB	-7.48	97.14	110.60
1	I	198	TYR	N-CA-C	-7.47	90.82	111.00
1	K	198	TYR	N-CA-C	-7.45	90.89	111.00
1	C	198	TYR	N-CA-C	-7.41	90.99	111.00
1	A	198	TYR	N-CA-C	-7.33	91.22	111.00
1	K	119	ARG	NE-CZ-NH1	7.30	123.95	120.30
2	J	164	GLU	N-CA-C	-7.26	91.40	111.00
1	C	51	ARG	N-CA-C	-7.20	91.56	111.00
2	B	158	ASP	CB-CA-C	-7.16	96.09	110.40
1	G	198	TYR	N-CA-C	-7.01	92.07	111.00
1	C	77	SER	N-CA-C	-6.97	92.17	111.00
1	I	82	TRP	N-CA-CB	-6.95	98.09	110.60
1	C	50	LEU	CB-CA-C	-6.79	97.29	110.20

*Continued on next page...*

*Continued from previous page...*

Mol	Chain	Res	Type	Atoms	Z	Observed(°)	Ideal(°)
2	B	159	TYR	N-CA-CB	-6.43	99.03	110.60
1	I	76	LEU	N-CA-CB	-6.42	97.56	110.40
2	L	162	TYR	N-CA-C	-6.17	94.33	111.00
1	A	76	LEU	N-CA-C	5.85	126.80	111.00
1	A	53	VAL	N-CA-C	5.79	126.62	111.00
1	E	76	LEU	CB-CA-C	-5.75	99.28	110.20
1	I	75	SER	N-CA-C	5.64	126.22	111.00
1	C	77	SER	CB-CA-C	-5.56	99.53	110.10
1	I	74	GLU	N-CA-C	5.54	125.96	111.00
1	E	52	GLY	N-CA-C	-5.47	99.41	113.10
2	H	66	VAL	CB-CA-C	-5.33	101.28	111.40
1	E	77	SER	N-CA-CB	5.26	118.39	110.50
1	C	78	THR	N-CA-C	5.24	125.15	111.00
2	B	66	VAL	CB-CA-C	-5.21	101.51	111.40
2	F	159	TYR	N-CA-CB	-5.17	101.29	110.60
2	J	158	ASP	CB-CA-C	-5.05	100.30	110.40
1	E	32	VAL	CG1-CB-CG2	5.04	118.96	110.90

There are no chirality outliers.

All (1) planarity outliers are listed below:

Mol	Chain	Res	Type	Group
1	I	81	SER	Peptide

## 5.2 Too-close contacts [i](#)

In the following table, the Non-H and H(model) columns list the number of non-hydrogen atoms and hydrogen atoms in the chain respectively. The H(added) column lists the number of hydrogen atoms added and optimized by MolProbity. The Clashes column lists the number of clashes within the asymmetric unit, whereas Symm-Clashes lists symmetry-related clashes.

Mol	Chain	Non-H	H(model)	H(added)	Clashes	Symm-Clashes
1	A	2525	0	2471	157	0
1	C	2517	0	2457	145	4
1	E	2510	0	2452	181	5
1	G	2513	0	2456	161	0
1	I	2517	0	2458	158	0
1	K	2517	0	2459	211	0
2	B	1305	0	1228	105	0
2	D	1315	0	1227	77	0
2	F	1302	0	1226	97	0

*Continued on next page...*



*Continued from previous page...*

Mol	Chain	Non-H	H(model)	H(added)	Clashes	Symm-Clashes
2	H	1305	0	1228	44	0
2	J	1334	0	1250	75	0
2	L	1302	0	1226	96	0
3	M	28	0	25	6	0
3	N	28	0	25	4	0
3	O	28	0	25	7	0
4	A	14	0	13	0	0
4	C	14	0	13	0	0
4	E	14	0	13	0	0
4	G	14	0	13	0	0
4	I	14	0	13	0	0
4	K	14	0	13	9	0
5	A	18	0	0	23	0
5	B	10	0	0	28	0
5	C	16	0	0	33	0
5	D	9	0	0	26	0
5	E	14	0	0	37	0
5	F	11	0	0	24	0
5	G	14	0	0	46	0
5	H	5	0	0	6	0
5	I	11	0	0	15	1
5	J	9	0	0	16	0
5	K	21	0	0	65	0
5	L	9	0	0	21	0
All	All	23277	0	22291	1339	5

The all-atom clashscore is defined as the number of clashes found per 1000 atoms (including hydrogen atoms). The all-atom clashscore for this structure is 29.

All (1339) close contacts within the same asymmetric unit are listed below, sorted by their clash magnitude.

Atom-1	Atom-2	Interatomic distance (Å)	Clash overlap (Å)
2:B:145:ASP:HB2	5:B:204:HOH:O	1.29	1.28
1:C:227:ARG:HD3	5:C:714:HOH:O	1.12	1.27
1:K:238:THR:HB	5:K:718:HOH:O	1.10	1.25
1:A:178:GLU:HA	5:A:713:HOH:O	1.10	1.25
2:D:160:PRO:O	2:D:161:LYS:HG2	1.35	1.24
1:G:242:PRO:HG3	5:G:708:HOH:O	1.34	1.23
1:K:49:LYS:NZ	1:K:280:ASP:OD1	1.71	1.21
2:F:15:THR:HG23	5:F:209:HOH:O	1.36	1.20
2:L:137:CYS:SG	5:L:207:HOH:O	1.96	1.19

*Continued on next page...*

*Continued from previous page...*

Atom-1	Atom-2	Interatomic distance (Å)	Clash overlap (Å)
1:I:74:GLU:HG2	1:I:74:GLU:O	1.39	1.19
1:I:81:SER:O	1:I:82:TRP:CE3	1.96	1.16
1:E:61:CYS:HA	5:E:711:HOH:O	1.45	1.16
1:I:78:THR:HG23	1:I:79:ALA:N	1.62	1.15
1:G:279:HIS:HB3	5:G:710:HOH:O	1.45	1.14
1:K:309:CYS:SG	5:K:709:HOH:O	2.03	1.14
1:A:6:ARG:NH1	1:A:6:ARG:HG2	1.63	1.13
2:J:163:SER:O	5:J:209:HOH:O	1.64	1.13
1:E:92:ASP:CA	5:E:709:HOH:O	1.92	1.13
1:E:11:ILE:CA	5:E:706:HOH:O	1.95	1.12
2:D:161:LYS:HD3	5:D:201:HOH:O	1.49	1.11
1:K:148:LYS:N	5:K:712:HOH:O	1.83	1.11
2:B:30:GLN:NE2	5:B:204:HOH:O	1.84	1.10
1:C:169:LYS:NZ	5:C:716:HOH:O	1.80	1.10
1:G:208:GLY:N	5:G:706:HOH:O	1.83	1.10
1:A:6:ARG:HG2	1:A:6:ARG:HH11	1.15	1.09
1:E:271:ILE:N	5:E:705:HOH:O	1.86	1.09
1:K:292:ILE:CA	5:K:715:HOH:O	2.01	1.09
1:C:194:GLN:HG3	5:C:707:HOH:O	1.51	1.08
2:D:13:GLY:HA2	5:D:206:HOH:O	1.54	1.08
2:B:53:ASN:N	5:B:208:HOH:O	1.85	1.07
2:J:160:PRO:N	5:J:203:HOH:O	1.87	1.07
1:K:15:ALA:HB1	5:K:716:HOH:O	1.52	1.07
1:E:10:CYS:C	5:E:706:HOH:O	1.92	1.07
1:K:292:ILE:HG23	5:K:715:HOH:O	1.53	1.07
2:B:52:VAL:C	5:B:208:HOH:O	1.92	1.07
2:D:161:LYS:CD	5:D:201:HOH:O	2.01	1.06
1:I:327:ILE:C	5:I:706:HOH:O	1.92	1.06
1:I:328:PRO:N	5:I:706:HOH:O	1.86	1.06
1:I:143:PRO:HD2	3:O:1:NAG:H83	1.37	1.06
1:K:16:ASN:N	5:K:716:HOH:O	1.85	1.06
2:B:110:TYR:C	5:B:210:HOH:O	1.92	1.06
2:J:161:LYS:HE3	2:J:161:LYS:H	1.05	1.06
2:D:147:THR:N	5:D:209:HOH:O	1.86	1.05
1:A:6:ARG:HH11	1:A:6:ARG:CG	1.63	1.05
1:K:292:ILE:CG2	5:K:715:HOH:O	2.03	1.05
2:B:60:ASN:HD21	1:E:314:LYS:HD2	1.19	1.05
1:G:327:ILE:N	5:G:713:HOH:O	1.90	1.04
1:G:206:PHE:CE1	5:G:706:HOH:O	2.10	1.03
2:L:17:MET:HA	5:L:208:HOH:O	1.57	1.03
1:G:208:GLY:HA3	5:G:706:HOH:O	1.55	1.03

*Continued on next page...*

*Continued from previous page...*

Atom-1	Atom-2	Interatomic distance (Å)	Clash overlap (Å)
2:J:160:PRO:CA	5:J:203:HOH:O	2.04	1.02
1:A:108:ARG:NH1	5:A:716:HOH:O	1.91	1.02
1:A:7:ASP:O	1:A:8:THR:HG22	1.57	1.02
1:C:318:LEU:N	5:C:712:HOH:O	1.81	1.02
1:E:92:ASP:C	5:E:709:HOH:O	1.96	1.02
1:G:208:GLY:CA	5:G:706:HOH:O	2.01	1.02
1:G:328:PRO:CD	5:G:711:HOH:O	2.07	1.02
1:G:328:PRO:HD2	5:G:711:HOH:O	1.59	1.01
1:G:133:ASP:N	5:G:709:HOH:O	1.94	1.01
1:K:11:ILE:HD12	2:L:119:TYR:HA	1.43	1.00
1:K:133:ASP:C	5:K:719:HOH:O	2.00	1.00
1:K:145:ALA:N	5:K:717:HOH:O	1.92	1.00
1:A:180:LEU:N	5:A:708:HOH:O	1.91	1.00
2:D:17:MET:HA	5:D:205:HOH:O	1.60	1.00
1:C:313:VAL:HG12	1:C:315:SER:H	1.26	0.99
2:D:30:GLN:HG2	5:D:203:HOH:O	1.60	0.99
2:J:129:ASN:HD21	2:J:161:LYS:HG2	1.24	0.99
2:B:52:VAL:HG12	5:B:208:HOH:O	1.60	0.99
2:D:146:ASN:N	5:D:207:HOH:O	1.96	0.99
1:G:328:PRO:O	5:G:711:HOH:O	1.80	0.99
1:K:293:ASN:N	5:K:715:HOH:O	1.93	0.99
1:A:179:VAL:C	5:A:708:HOH:O	2.01	0.99
1:G:275:ASP:OD2	5:G:705:HOH:O	1.80	0.99
1:I:14:HIS:O	5:I:707:HOH:O	1.81	0.99
1:G:114:VAL:HG11	1:G:117:PHE:HB2	1.44	0.99
1:I:114:VAL:HG11	1:I:117:PHE:HB2	1.45	0.98
2:D:145:ASP:C	5:D:207:HOH:O	2.00	0.98
1:E:313:VAL:HG12	1:E:315:SER:H	1.27	0.98
1:I:259:TYR:OH	5:I:711:HOH:O	1.80	0.98
1:A:240:VAL:O	5:A:713:HOH:O	1.81	0.98
1:E:92:ASP:N	5:E:709:HOH:O	1.92	0.98
1:E:91:SER:C	5:E:709:HOH:O	2.01	0.98
1:G:313:VAL:HG12	1:G:315:SER:H	1.27	0.98
1:C:114:VAL:HG11	1:C:117:PHE:HB2	1.45	0.97
1:A:114:VAL:HG11	1:A:117:PHE:HB2	1.44	0.97
1:E:78:THR:HG22	5:E:702:HOH:O	1.62	0.97
1:I:313:VAL:HG12	1:I:315:SER:H	1.28	0.97
2:J:161:LYS:C	2:J:161:LYS:HD2	1.84	0.97
1:G:133:ASP:O	5:G:709:HOH:O	1.83	0.97
1:A:313:VAL:HG12	1:A:315:SER:H	1.27	0.96
2:J:161:LYS:H	2:J:161:LYS:CE	1.78	0.96

*Continued on next page...*

*Continued from previous page...*

Atom-1	Atom-2	Interatomic distance (Å)	Clash overlap (Å)
1:G:327:ILE:O	5:G:707:HOH:O	1.81	0.96
1:K:130:PRO:C	5:K:705:HOH:O	2.04	0.96
1:G:279:HIS:CB	5:G:710:HOH:O	2.03	0.96
1:K:313:VAL:HG12	1:K:315:SER:H	1.27	0.96
1:A:179:VAL:CA	5:A:708:HOH:O	2.14	0.95
1:K:59:GLY:O	5:K:714:HOH:O	1.82	0.95
1:E:11:ILE:N	5:E:706:HOH:O	1.90	0.95
1:E:114:VAL:HG21	1:E:117:PHE:HB2	1.47	0.95
1:G:280:ASP:N	5:G:710:HOH:O	1.98	0.95
2:D:146:ASN:HA	5:D:207:HOH:O	1.67	0.95
1:E:25:VAL:HG21	2:F:102:LEU:HD12	1.47	0.95
1:C:143:PRO:HD2	3:N:1:NAG:H83	1.47	0.95
1:C:264:GLU:OE2	5:C:713:HOH:O	1.85	0.94
1:E:269:SER:O	5:E:714:HOH:O	1.85	0.94
2:F:125:GLN:O	5:F:211:HOH:O	1.85	0.94
1:E:31:THR:HG23	5:E:704:HOH:O	1.66	0.94
1:K:114:VAL:HG21	1:K:117:PHE:HB2	1.47	0.94
2:B:111:HIS:HA	5:B:210:HOH:O	1.67	0.94
1:K:133:ASP:O	5:K:719:HOH:O	1.84	0.94
2:F:127:LYS:HD2	5:F:201:HOH:O	1.69	0.93
1:E:270:GLY:C	5:E:705:HOH:O	2.02	0.93
1:G:177:LYS:N	5:G:708:HOH:O	2.01	0.93
2:J:161:LYS:NZ	5:J:204:HOH:O	2.02	0.93
2:J:60:ASN:O	5:J:205:HOH:O	1.85	0.93
2:B:142:HIS:CG	2:B:161:LYS:HG2	2.03	0.92
2:B:52:VAL:CB	5:B:208:HOH:O	2.17	0.92
1:E:60:LYS:O	5:E:711:HOH:O	1.86	0.92
1:G:177:LYS:CA	5:G:708:HOH:O	2.15	0.92
2:L:150:GLU:O	5:L:209:HOH:O	1.86	0.92
1:K:53:VAL:O	5:K:720:HOH:O	1.86	0.92
1:E:31:THR:CG2	5:E:704:HOH:O	2.18	0.91
1:C:200:ASN:O	5:C:707:HOH:O	1.86	0.91
2:F:160:PRO:O	5:F:207:HOH:O	1.87	0.91
2:B:60:ASN:ND2	1:E:314:LYS:HD2	1.84	0.91
1:E:11:ILE:HD11	2:F:122:VAL:CG1	2.01	0.91
2:D:159:TYR:HB3	2:D:160:PRO:HD3	1.53	0.91
3:M:1:NAG:H61	3:M:2:NAG:N2	1.86	0.91
1:C:96:CYS:O	5:C:714:HOH:O	1.87	0.91
1:E:269:SER:N	5:E:703:HOH:O	1.91	0.91
1:G:326:ASN:C	5:G:713:HOH:O	2.05	0.91
1:K:147:ALA:C	5:K:712:HOH:O	2.05	0.91

*Continued on next page...*

*Continued from previous page...*

Atom-1	Atom-2	Interatomic distance (Å)	Clash overlap (Å)
1:G:158:VAL:O	5:G:709:HOH:O	1.89	0.90
1:G:269:SER:N	5:G:702:HOH:O	1.95	0.90
1:K:269:SER:N	5:K:702:HOH:O	1.87	0.90
2:D:160:PRO:C	2:D:161:LYS:HG2	1.86	0.90
2:D:161:LYS:CE	5:D:201:HOH:O	2.16	0.90
1:I:81:SER:C	1:I:82:TRP:CE3	2.44	0.90
3:M:1:NAG:H61	3:M:2:NAG:C7	2.01	0.90
2:D:146:ASN:C	5:D:209:HOH:O	2.10	0.90
2:F:157:TYR:CD2	5:F:211:HOH:O	2.23	0.90
1:K:93:ASN:N	5:K:721:HOH:O	2.04	0.90
4:K:601:NAG:C1	5:K:708:HOH:O	2.18	0.90
1:A:54:ALA:O	5:A:709:HOH:O	1.90	0.90
2:F:159:TYR:HB3	2:F:161:LYS:HE2	1.54	0.89
1:A:76:LEU:O	5:A:715:HOH:O	1.90	0.89
2:L:161:LYS:NZ	2:L:161:LYS:HB3	1.86	0.89
1:G:328:PRO:CB	5:G:711:HOH:O	2.21	0.89
1:K:11:ILE:HD11	2:L:122:VAL:HG13	1.53	0.88
1:K:237:TRP:O	5:K:718:HOH:O	1.92	0.88
2:B:47:GLU:HB3	1:E:26:LEU:HB3	1.53	0.88
2:D:146:ASN:CB	5:D:209:HOH:O	2.21	0.88
2:J:60:ASN:CG	5:J:208:HOH:O	2.11	0.88
2:J:164:GLU:O	2:J:164:GLU:HG3	1.73	0.88
2:B:106:ARG:NH2	5:B:206:HOH:O	2.05	0.88
2:D:12:GLY:O	5:D:206:HOH:O	1.92	0.88
1:G:279:HIS:C	5:G:710:HOH:O	2.12	0.87
2:J:159:TYR:O	2:J:161:LYS:CE	2.22	0.87
1:I:305:THR:H	2:J:66:VAL:HG13	1.36	0.87
2:D:30:GLN:CG	5:D:203:HOH:O	2.19	0.87
1:I:74:GLU:O	1:I:74:GLU:CG	2.23	0.87
1:I:78:THR:HG23	1:I:79:ALA:H	1.36	0.87
2:B:30:GLN:CD	5:B:204:HOH:O	2.11	0.87
1:C:268:GLY:N	5:C:710:HOH:O	2.08	0.87
2:J:60:ASN:OD1	5:J:208:HOH:O	1.91	0.87
1:C:77:SER:O	1:C:77:SER:OG	1.80	0.86
1:C:128:SER:O	5:C:716:HOH:O	1.91	0.86
1:C:194:GLN:CG	5:C:707:HOH:O	2.14	0.86
2:F:157:TYR:CE2	5:F:211:HOH:O	2.27	0.86
2:B:111:HIS:CA	5:B:210:HOH:O	2.23	0.86
2:B:111:HIS:N	5:B:210:HOH:O	2.05	0.86
1:K:11:ILE:HD11	2:L:122:VAL:CG1	2.05	0.86
2:B:30:GLN:OE1	5:B:204:HOH:O	1.92	0.86

*Continued on next page...*

*Continued from previous page...*

Atom-1	Atom-2	Interatomic distance (Å)	Clash overlap (Å)
1:C:89:PRO:HD2	5:C:711:HOH:O	1.76	0.86
2:J:161:LYS:HE3	2:J:161:LYS:N	1.91	0.86
1:G:326:ASN:CA	5:G:713:HOH:O	2.24	0.85
1:K:125:LYS:HB2	1:K:258:ARG:HH11	1.40	0.85
1:A:125:LYS:HB2	1:A:258:ARG:HH11	1.41	0.85
1:I:76:LEU:C	1:I:76:LEU:HD12	1.95	0.85
2:J:129:ASN:HD21	2:J:161:LYS:CG	1.88	0.85
1:A:6:ARG:HH11	1:A:6:ARG:CB	1.89	0.85
2:J:60:ASN:CB	5:J:208:HOH:O	2.25	0.85
2:B:162:TYR:N	2:B:162:TYR:CD2	2.44	0.85
1:E:125:LYS:HB2	1:E:258:ARG:HH11	1.42	0.85
1:C:125:LYS:HB2	1:C:258:ARG:HH11	1.42	0.85
2:F:30:GLN:N	5:F:208:HOH:O	2.09	0.85
1:G:327:ILE:C	5:G:707:HOH:O	2.14	0.85
2:B:70:PHE:N	5:B:205:HOH:O	2.10	0.84
2:B:110:TYR:O	5:B:210:HOH:O	1.88	0.84
2:D:146:ASN:CA	5:D:207:HOH:O	2.20	0.84
2:L:151:SER:HA	5:L:205:HOH:O	1.75	0.84
1:K:292:ILE:C	5:K:715:HOH:O	2.05	0.84
1:E:271:ILE:CA	5:E:705:HOH:O	2.19	0.84
1:G:125:LYS:HB2	1:G:258:ARG:HH11	1.41	0.84
1:I:328:PRO:CA	5:I:706:HOH:O	2.18	0.84
2:D:30:GLN:OE1	5:D:203:HOH:O	1.96	0.84
1:G:207:VAL:C	5:G:706:HOH:O	2.11	0.84
1:E:91:SER:O	5:E:709:HOH:O	1.91	0.84
1:A:281:CYS:HB2	5:A:718:HOH:O	1.77	0.84
1:G:177:LYS:C	5:G:708:HOH:O	2.14	0.83
2:L:126:LEU:N	5:L:206:HOH:O	2.10	0.83
1:C:194:GLN:OE1	5:C:707:HOH:O	1.94	0.83
1:I:125:LYS:HB2	1:I:258:ARG:HH11	1.42	0.83
2:B:81:ASN:ND2	5:B:201:HOH:O	2.11	0.83
1:K:327:ILE:HG23	1:K:328:PRO:HD2	1.61	0.82
1:K:137:GLY:HA3	5:K:707:HOH:O	1.78	0.82
1:C:305:THR:H	2:D:66:VAL:HG13	1.45	0.82
1:G:328:PRO:CG	5:G:711:HOH:O	2.24	0.82
3:O:1:NAG:H61	3:O:2:NAG:O5	1.80	0.82
4:K:601:NAG:O5	5:K:708:HOH:O	1.96	0.82
2:B:70:PHE:HB2	5:B:205:HOH:O	1.80	0.82
2:B:51:LYS:HG3	1:E:25:VAL:CG1	2.09	0.82
1:K:292:ILE:HA	5:K:715:HOH:O	1.72	0.82
1:K:25:VAL:HG21	2:L:102:LEU:HD12	1.60	0.81

*Continued on next page...*

*Continued from previous page...*

Atom-1	Atom-2	Interatomic distance (Å)	Clash overlap (Å)
5:E:706:HOH:O	2:F:14:TRP:HH2	1.61	0.81
1:I:78:THR:CG2	1:I:79:ALA:N	2.37	0.81
1:A:327:ILE:HG23	1:A:328:PRO:HD2	1.63	0.81
2:B:70:PHE:CB	5:B:205:HOH:O	2.29	0.81
1:C:7:ASP:OD2	5:C:705:HOH:O	1.97	0.81
1:C:327:ILE:HG23	1:C:328:PRO:HD2	1.61	0.81
1:A:282:ASN:O	5:A:718:HOH:O	1.98	0.80
1:C:89:PRO:CD	5:C:711:HOH:O	2.28	0.80
1:C:89:PRO:N	5:C:711:HOH:O	2.13	0.80
2:J:159:TYR:O	2:J:161:LYS:HE2	1.82	0.80
2:L:126:LEU:CA	5:L:206:HOH:O	2.28	0.80
1:I:327:ILE:HG23	1:I:328:PRO:HD2	1.64	0.79
1:A:7:ASP:O	1:A:8:THR:CG2	2.30	0.79
1:K:305:THR:H	2:L:66:VAL:HG13	1.45	0.79
2:H:161:LYS:HA	5:H:202:HOH:O	1.83	0.79
1:A:269:SER:N	5:A:712:HOH:O	2.13	0.79
1:G:327:ILE:HG23	1:G:328:PRO:HD2	1.62	0.79
1:E:161:GLY:HA2	5:E:707:HOH:O	1.83	0.79
1:G:269:SER:HB3	5:G:702:HOH:O	1.83	0.79
1:K:137:GLY:CA	5:K:707:HOH:O	2.28	0.78
1:K:92:ASP:N	5:K:721:HOH:O	2.16	0.78
1:I:50:LEU:HD11	1:I:306:ILE:HG22	1.65	0.78
2:J:94:TYR:HB2	5:J:207:HOH:O	1.83	0.78
1:C:90:SER:OG	5:C:709:HOH:O	2.01	0.78
2:L:125:GLN:C	5:L:206:HOH:O	2.21	0.78
1:I:80:SER:OG	1:I:116:SER:HA	1.83	0.78
1:E:25:VAL:CG2	2:F:102:LEU:HD12	2.13	0.78
2:B:58:LYS:HD2	2:F:97:GLU:HB3	1.66	0.77
1:K:15:ALA:CB	5:K:716:HOH:O	2.20	0.77
2:H:64:THR:HG21	5:L:204:HOH:O	1.83	0.77
1:K:137:GLY:N	5:K:707:HOH:O	2.16	0.77
1:E:10:CYS:O	5:E:706:HOH:O	1.96	0.77
2:B:51:LYS:HG3	1:E:25:VAL:HG12	1.65	0.77
2:D:158:ASP:OD2	2:D:160:PRO:HD2	1.85	0.77
1:K:130:PRO:O	5:K:705:HOH:O	2.01	0.77
2:L:86:ASP:OD2	5:L:204:HOH:O	2.03	0.77
1:C:327:ILE:HG23	1:C:328:PRO:CD	2.15	0.77
1:E:11:ILE:HD11	2:F:122:VAL:HG13	1.63	0.77
2:B:70:PHE:CD2	5:B:205:HOH:O	2.37	0.77
2:F:28:ASN:ND2	5:F:210:HOH:O	2.15	0.76
2:F:162:TYR:HD2	5:F:203:HOH:O	1.67	0.76

*Continued on next page...*



*Continued from previous page...*

Atom-1	Atom-2	Interatomic distance (Å)	Clash overlap (Å)
3:N:1:NAG:H3	3:N:2:NAG:O5	1.86	0.76
1:A:188:PRO:HG2	1:A:194:GLN:NE2	2.01	0.76
1:G:50:LEU:HD11	1:G:306:ILE:HG22	1.68	0.76
1:I:202:ASP:N	5:I:709:HOH:O	2.16	0.76
1:E:188:PRO:HG2	1:E:194:GLN:NE2	2.01	0.76
1:I:188:PRO:HG2	1:I:194:GLN:NE2	2.00	0.76
1:K:188:PRO:HG2	1:K:194:GLN:NE2	2.00	0.76
2:B:52:VAL:CG1	5:B:208:HOH:O	2.18	0.76
2:B:162:TYR:H	2:B:162:TYR:HD2	1.31	0.76
1:C:188:PRO:HG2	1:C:194:GLN:NE2	2.00	0.76
1:I:327:ILE:HG23	1:I:328:PRO:CD	2.15	0.76
1:K:75:SER:CB	5:K:711:HOH:O	2.34	0.76
1:G:269:SER:CB	5:G:702:HOH:O	2.34	0.76
1:K:53:VAL:N	5:K:720:HOH:O	2.16	0.76
1:G:327:ILE:HG23	1:G:328:PRO:CD	2.15	0.76
1:K:8:THR:HG22	2:L:139:GLU:HA	1.67	0.76
1:K:227:ARG:NH2	4:K:601:NAG:O3	2.20	0.75
1:K:327:ILE:HG23	1:K:328:PRO:CD	2.15	0.75
1:A:327:ILE:HG23	1:A:328:PRO:CD	2.16	0.75
1:G:188:PRO:HG2	1:G:194:GLN:NE2	2.02	0.75
2:L:156:THR:OG1	5:L:205:HOH:O	2.04	0.75
2:D:18:VAL:N	5:D:205:HOH:O	2.03	0.74
1:K:11:ILE:CD1	2:L:119:TYR:HA	2.15	0.74
1:K:14:HIS:HB2	2:L:21:TRP:HA	1.69	0.74
1:I:76:LEU:C	1:I:76:LEU:CD1	2.54	0.74
1:C:139:THR:CG2	5:C:706:HOH:O	2.34	0.74
2:J:129:ASN:ND2	2:J:161:LYS:HG2	2.02	0.74
2:B:160:PRO:HD2	2:B:161:LYS:HE2	1.69	0.74
2:D:159:TYR:H	2:D:160:PRO:HD2	1.53	0.74
1:I:76:LEU:HD12	1:I:77:SER:CA	2.17	0.74
1:K:14:HIS:N	2:L:21:TRP:O	2.21	0.74
1:K:156:TRP:O	5:K:707:HOH:O	2.05	0.74
1:I:58:LEU:HD11	1:I:63:ILE:HD13	1.70	0.74
1:K:133:ASP:OD1	5:K:719:HOH:O	2.06	0.73
2:L:160:PRO:O	2:L:161:LYS:HG2	1.89	0.73
1:A:6:ARG:NH1	1:A:6:ARG:CG	2.30	0.73
1:K:75:SER:HB3	5:K:711:HOH:O	1.88	0.73
1:K:15:ALA:C	5:K:716:HOH:O	2.22	0.73
2:D:160:PRO:O	2:D:161:LYS:CG	2.27	0.73
1:E:11:ILE:HD11	2:F:122:VAL:HG11	1.68	0.73
1:A:7:ASP:C	1:A:8:THR:CG2	2.57	0.72

*Continued on next page...*



*Continued from previous page...*

Atom-1	Atom-2	Interatomic distance (Å)	Clash overlap (Å)
2:D:159:TYR:HB3	2:D:160:PRO:CD	2.17	0.72
1:E:305:THR:H	2:F:66:VAL:HG13	1.52	0.72
2:D:161:LYS:HE3	5:D:201:HOH:O	1.85	0.72
1:K:133:ASP:OD1	5:K:713:HOH:O	2.07	0.72
1:E:327:ILE:HG21	2:F:12:GLY:CA	2.19	0.72
1:E:126:THR:CB	5:E:708:HOH:O	2.37	0.72
1:G:133:ASP:CA	5:G:709:HOH:O	2.35	0.72
1:I:76:LEU:HD12	1:I:76:LEU:O	1.88	0.72
2:B:86:ASP:OD2	5:B:203:HOH:O	2.06	0.72
2:B:142:HIS:CE1	2:B:161:LYS:HZ2	2.08	0.72
1:E:11:ILE:HA	5:E:706:HOH:O	1.73	0.72
1:E:327:ILE:CG2	2:F:13:GLY:H	2.03	0.72
2:B:160:PRO:HD2	2:B:161:LYS:CE	2.20	0.72
2:H:154:ASN:N	5:H:203:HOH:O	2.21	0.72
1:C:50:LEU:HB2	1:C:83:SER:CB	2.20	0.71
2:D:158:ASP:OD1	5:D:201:HOH:O	2.08	0.71
1:E:11:ILE:HD12	2:F:119:TYR:HA	1.70	0.71
1:E:31:THR:OG1	5:E:704:HOH:O	2.07	0.71
2:L:126:LEU:HD23	5:L:206:HOH:O	1.89	0.71
1:C:58:LEU:HD11	1:C:63:ILE:HD13	1.71	0.71
1:K:58:LEU:HD11	1:K:63:ILE:HD13	1.70	0.71
2:F:126:LEU:HA	5:F:211:HOH:O	1.89	0.71
1:K:237:TRP:C	5:K:718:HOH:O	2.26	0.71
1:K:63:ILE:O	1:K:67:ILE:HG13	1.91	0.71
1:E:58:LEU:HD11	1:E:63:ILE:HD13	1.73	0.71
1:E:161:GLY:CA	5:E:707:HOH:O	2.36	0.71
1:K:34:HIS:CE1	2:L:21:TRP:HE1	2.09	0.71
1:C:139:THR:HG23	5:C:706:HOH:O	1.91	0.71
1:K:327:ILE:CG2	2:L:13:GLY:H	2.03	0.71
1:I:76:LEU:HD12	1:I:77:SER:N	2.06	0.70
2:H:153:LYS:CB	5:H:203:HOH:O	2.39	0.70
1:E:228:GLU:CD	5:E:710:HOH:O	2.29	0.70
1:G:177:LYS:O	5:G:708:HOH:O	2.07	0.70
1:K:327:ILE:HG21	2:L:12:GLY:CA	2.22	0.70
1:C:63:ILE:O	1:C:67:ILE:HG13	1.91	0.70
1:I:81:SER:O	1:I:82:TRP:CZ3	2.44	0.70
1:A:12:GLY:HA3	5:A:702:HOH:O	1.92	0.69
1:C:90:SER:O	5:C:709:HOH:O	2.10	0.69
2:D:159:TYR:O	2:D:161:LYS:CG	2.40	0.69
2:J:158:ASP:HB3	2:J:160:PRO:HD3	1.74	0.69
1:G:63:ILE:O	1:G:67:ILE:HG13	1.92	0.69

*Continued on next page...*

*Continued from previous page...*

Atom-1	Atom-2	Interatomic distance (Å)	Clash overlap (Å)
3:N:1:NAG:C3	3:N:2:NAG:O5	2.39	0.69
2:J:159:TYR:C	5:J:203:HOH:O	2.20	0.69
1:E:63:ILE:O	1:E:67:ILE:HG13	1.93	0.69
1:I:76:LEU:HD12	1:I:77:SER:HA	1.74	0.69
2:B:158:ASP:HB2	2:B:160:PRO:HD3	1.75	0.69
1:G:58:LEU:HD21	1:G:63:ILE:HD13	1.73	0.69
2:B:86:ASP:HB2	5:B:203:HOH:O	1.92	0.69
1:A:25:VAL:CG2	2:B:102:LEU:HD23	2.23	0.69
1:E:188:PRO:HG2	1:E:194:GLN:HE21	1.58	0.69
1:I:63:ILE:O	1:I:67:ILE:HG13	1.93	0.69
1:I:188:PRO:HG2	1:I:194:GLN:HE21	1.58	0.69
1:A:63:ILE:O	1:A:67:ILE:HG13	1.93	0.68
1:K:44:ASN:HD21	1:K:291:ALA:H	1.42	0.68
1:C:188:PRO:HG2	1:C:194:GLN:HE21	1.58	0.68
2:B:68:LYS:HE3	2:F:79:ASN:HB2	1.76	0.68
5:C:705:HOH:O	2:D:28:ASN:HB2	1.93	0.68
1:K:125:LYS:HB2	1:K:258:ARG:NH1	2.09	0.68
1:K:188:PRO:HG2	1:K:194:GLN:HE21	1.58	0.68
2:B:52:VAL:HB	5:B:208:HOH:O	1.86	0.68
2:B:142:HIS:CE1	2:B:161:LYS:NZ	2.62	0.68
1:E:50:LEU:HD21	1:E:306:ILE:HG22	1.76	0.68
1:C:44:ASN:HD21	1:C:291:ALA:H	1.42	0.68
2:H:64:THR:CG2	5:L:204:HOH:O	2.41	0.68
1:I:327:ILE:O	5:I:706:HOH:O	2.05	0.68
1:A:93:ASN:ND2	3:M:1:NAG:O7	2.24	0.67
1:A:44:ASN:HD21	1:A:291:ALA:H	1.43	0.67
1:A:188:PRO:HG2	1:A:194:GLN:HE21	1.58	0.67
1:E:93:ASN:N	5:E:711:HOH:O	2.24	0.67
1:G:125:LYS:HB2	1:G:258:ARG:NH1	2.09	0.67
1:A:58:LEU:HD21	1:A:63:ILE:HD13	1.76	0.67
1:G:63:ILE:HG22	1:G:67:ILE:HD11	1.76	0.67
2:L:86:ASP:CB	5:L:204:HOH:O	2.43	0.67
1:E:268:GLY:N	5:E:703:HOH:O	2.28	0.67
1:I:279:HIS:NE2	5:I:710:HOH:O	2.27	0.67
1:A:63:ILE:HG22	1:A:67:ILE:HD11	1.77	0.67
1:C:227:ARG:NH1	5:C:714:HOH:O	1.99	0.67
2:D:164:GLU:N	5:D:204:HOH:O	2.27	0.67
1:G:44:ASN:HD21	1:G:291:ALA:H	1.42	0.67
1:A:125:LYS:HB2	1:A:258:ARG:NH1	2.10	0.67
1:K:91:SER:HB3	5:K:714:HOH:O	1.93	0.67
1:I:227:ARG:NH2	3:O:1:NAG:O3	2.28	0.67

*Continued on next page...*

*Continued from previous page...*

Atom-1	Atom-2	Interatomic distance (Å)	Clash overlap (Å)
1:E:8:THR:HG22	2:F:139:GLU:HA	1.77	0.67
1:C:314:LYS:HD2	2:F:60:ASN:HD21	1.59	0.66
1:E:44:ASN:HD21	1:E:291:ALA:H	1.43	0.66
1:I:143:PRO:CD	3:O:1:NAG:H83	2.22	0.66
1:K:155:ILE:HD11	1:K:258:ARG:HD2	1.78	0.66
1:A:12:GLY:CA	5:A:702:HOH:O	2.43	0.66
1:A:155:ILE:HD11	1:A:258:ARG:HD2	1.77	0.66
1:I:25:VAL:HG21	2:J:102:LEU:HD12	1.77	0.66
2:L:85:ASP:OD2	5:L:203:HOH:O	2.12	0.66
1:A:11:ILE:HD11	2:B:122:VAL:HG21	1.77	0.66
1:I:44:ASN:HD21	1:I:291:ALA:H	1.42	0.66
1:C:50:LEU:HB2	1:C:83:SER:HB2	1.78	0.66
2:J:129:ASN:ND2	2:J:161:LYS:CG	2.58	0.66
1:C:194:GLN:CD	5:C:707:HOH:O	2.26	0.66
1:E:78:THR:HG22	1:E:78:THR:O	1.96	0.66
1:E:167:LEU:C	1:E:167:LEU:HD23	2.15	0.66
1:I:125:LYS:HB2	1:I:258:ARG:NH1	2.10	0.66
1:E:63:ILE:HG22	1:E:67:ILE:HD11	1.76	0.66
1:E:78:THR:O	5:E:702:HOH:O	2.13	0.66
1:G:188:PRO:HG2	1:G:194:GLN:HE21	1.60	0.66
1:E:155:ILE:HD11	1:E:258:ARG:HD2	1.78	0.66
2:L:86:ASP:HB2	5:L:204:HOH:O	1.95	0.66
1:C:25:VAL:HG21	2:D:102:LEU:HD12	1.78	0.65
1:C:63:ILE:HG22	1:C:67:ILE:HD11	1.78	0.65
1:G:22:VAL:HG12	1:G:319:ARG:HG2	1.78	0.65
2:B:70:PHE:HD2	5:B:205:HOH:O	1.73	0.65
2:B:162:TYR:N	2:B:162:TYR:HD2	1.87	0.65
1:G:133:ASP:C	5:G:709:HOH:O	2.28	0.65
1:K:9:LEU:HD12	2:L:152:VAL:HG11	1.78	0.65
1:C:167:LEU:HD12	1:C:167:LEU:O	1.96	0.65
2:F:125:GLN:O	5:F:201:HOH:O	2.13	0.65
2:F:161:LYS:HA	5:F:207:HOH:O	1.97	0.65
1:E:14:HIS:N	2:F:21:TRP:O	2.29	0.65
1:I:63:ILE:HG22	1:I:67:ILE:HD11	1.77	0.65
1:I:155:ILE:HD11	1:I:258:ARG:HD2	1.77	0.65
1:I:167:LEU:HD12	1:I:167:LEU:O	1.96	0.65
2:D:159:TYR:O	2:D:160:PRO:C	2.36	0.65
1:K:167:LEU:C	1:K:167:LEU:HD23	2.18	0.65
1:A:22:VAL:HG12	1:A:319:ARG:HG2	1.79	0.64
1:A:167:LEU:HD12	1:A:167:LEU:O	1.96	0.64
1:G:155:ILE:HD11	1:G:258:ARG:HD2	1.79	0.64

*Continued on next page...*

*Continued from previous page...*

Atom-1	Atom-2	Interatomic distance (Å)	Clash overlap (Å)
2:J:159:TYR:CD1	2:J:161:LYS:HE2	2.32	0.64
2:J:161:LYS:C	2:J:163:SER:N	2.48	0.64
1:I:22:VAL:HG12	1:I:319:ARG:HG2	1.79	0.64
2:J:90:ASP:O	5:J:207:HOH:O	2.15	0.64
1:C:125:LYS:HB2	1:C:258:ARG:NH1	2.10	0.64
1:C:167:LEU:HD12	1:C:167:LEU:C	2.18	0.64
1:C:267:ALA:C	5:C:710:HOH:O	2.34	0.64
1:E:125:LYS:HB2	1:E:258:ARG:NH1	2.11	0.64
1:G:88:THR:HB	5:G:705:HOH:O	1.96	0.64
1:K:75:SER:N	5:K:711:HOH:O	2.30	0.64
1:A:102:ILE:HG13	1:A:236:TYR:CE2	2.33	0.64
1:C:314:LYS:HD2	2:F:60:ASN:ND2	2.12	0.64
2:F:161:LYS:CA	5:F:207:HOH:O	2.45	0.64
1:K:327:ILE:HG21	2:L:12:GLY:HA2	1.80	0.64
1:C:22:VAL:HG12	1:C:319:ARG:HG2	1.79	0.64
1:E:292:ILE:HG22	1:E:294:THR:HG22	1.80	0.64
1:G:269:SER:CA	5:G:702:HOH:O	2.39	0.63
1:I:167:LEU:HD12	1:I:167:LEU:C	2.18	0.63
1:A:50:LEU:HD11	1:A:306:ILE:HG22	1.78	0.63
1:C:155:ILE:HD11	1:C:258:ARG:HD2	1.79	0.63
1:I:102:ILE:HG13	1:I:236:TYR:CE2	2.33	0.63
1:K:25:VAL:CG2	2:L:102:LEU:HD12	2.28	0.63
2:L:154:ASN:HB2	5:L:205:HOH:O	1.98	0.63
1:G:167:LEU:C	1:G:167:LEU:HD12	2.18	0.63
1:I:292:ILE:HG22	1:I:294:THR:HG22	1.81	0.63
1:I:212:TYR:C	5:I:708:HOH:O	2.37	0.63
1:G:133:ASP:OD2	1:G:136:LYS:HE2	1.99	0.63
1:K:22:VAL:HG12	1:K:319:ARG:HG2	1.79	0.63
2:J:160:PRO:CG	5:J:203:HOH:O	2.45	0.63
2:B:143:LYS:HE2	2:B:143:LYS:HA	1.81	0.62
2:B:157:TYR:CE2	2:B:158:ASP:O	2.52	0.62
1:E:313:VAL:HG12	1:E:315:SER:N	2.09	0.62
1:G:167:LEU:HD12	1:G:167:LEU:O	1.98	0.62
1:A:54:ALA:C	5:A:709:HOH:O	2.36	0.62
1:A:167:LEU:HD12	1:A:167:LEU:C	2.18	0.62
1:C:133:ASP:OD2	1:C:136:LYS:HE2	1.99	0.62
1:E:102:ILE:HG13	1:E:236:TYR:CE2	2.34	0.62
2:F:30:GLN:CG	5:F:208:HOH:O	2.47	0.62
1:C:102:ILE:HG13	1:C:236:TYR:CE2	2.34	0.62
1:I:313:VAL:HG12	1:I:315:SER:N	2.09	0.62
1:E:22:VAL:HG12	1:E:319:ARG:HG2	1.80	0.62

*Continued on next page...*

*Continued from previous page...*

Atom-1	Atom-2	Interatomic distance (Å)	Clash overlap (Å)
1:K:135:ASN:HB2	5:K:713:HOH:O	1.98	0.62
1:A:25:VAL:HG21	2:B:102:LEU:CD2	2.30	0.62
1:A:133:ASP:OD2	1:A:136:LYS:HE2	1.99	0.62
1:G:102:ILE:HG13	1:G:236:TYR:CE2	2.34	0.62
2:J:159:TYR:O	2:J:161:LYS:HE3	1.99	0.62
1:K:63:ILE:HG22	1:K:67:ILE:HD11	1.80	0.62
1:A:281:CYS:CB	5:A:718:HOH:O	2.41	0.62
2:J:143:LYS:HE2	2:J:143:LYS:HA	1.82	0.62
1:K:128:SER:O	1:K:130:PRO:HD3	2.00	0.62
1:A:12:GLY:N	2:B:14:TRP:CH2	2.68	0.62
1:I:133:ASP:OD2	1:I:136:LYS:HE2	1.99	0.62
1:I:201:ALA:N	5:I:709:HOH:O	2.32	0.62
2:F:143:LYS:HA	2:F:143:LYS:HE2	1.82	0.61
1:I:81:SER:OG	1:I:82:TRP:HA	2.00	0.61
1:E:93:ASN:N	5:E:709:HOH:O	2.24	0.61
1:A:128:SER:O	1:A:130:PRO:HD3	2.01	0.61
1:E:133:ASP:OD2	1:E:136:LYS:HE2	1.99	0.61
1:E:327:ILE:HG21	2:F:12:GLY:HA2	1.80	0.61
1:G:63:ILE:CG2	1:G:67:ILE:HD11	2.30	0.61
1:K:133:ASP:OD2	1:K:136:LYS:HE2	2.00	0.61
1:E:128:SER:O	1:E:130:PRO:HD3	2.00	0.61
1:G:128:SER:O	1:G:130:PRO:HD3	2.01	0.61
1:I:63:ILE:CG2	1:I:67:ILE:HD11	2.31	0.61
1:I:81:SER:C	1:I:82:TRP:HE3	2.02	0.61
1:I:128:SER:O	1:I:130:PRO:HD3	2.00	0.61
2:L:143:LYS:HE2	2:L:143:LYS:HA	1.82	0.61
1:K:102:ILE:HG13	1:K:236:TYR:CE2	2.36	0.60
2:B:86:ASP:CB	5:B:203:HOH:O	2.48	0.60
1:C:128:SER:O	1:C:130:PRO:HD3	2.01	0.60
2:H:143:LYS:HA	2:H:143:LYS:HE2	1.82	0.60
1:C:63:ILE:CG2	1:C:67:ILE:HD11	2.31	0.60
2:D:143:LYS:HE2	2:D:143:LYS:HA	1.81	0.60
1:A:43:HIS:HB3	1:A:301:ILE:HD13	1.83	0.60
1:C:43:HIS:HB3	1:C:301:ILE:HD13	1.83	0.60
2:D:146:ASN:HB3	5:D:209:HOH:O	1.90	0.60
1:E:14:HIS:HB2	2:F:21:TRP:HA	1.83	0.60
1:E:63:ILE:CG2	1:E:67:ILE:HD11	2.31	0.60
2:J:163:SER:C	5:J:209:HOH:O	2.18	0.60
2:F:31:GLY:O	5:F:210:HOH:O	2.17	0.60
1:A:159:LYS:HE2	1:A:196:SER:O	2.02	0.60
2:B:54:SER:HB3	2:F:101:LEU:HD13	1.84	0.60

*Continued on next page...*

*Continued from previous page...*

Atom-1	Atom-2	Interatomic distance (Å)	Clash overlap (Å)
2:H:153:LYS:HB2	5:H:203:HOH:O	1.98	0.60
1:A:13:TYR:N	5:A:702:HOH:O	2.16	0.60
2:D:142:HIS:HB3	5:D:202:HOH:O	2.01	0.60
1:A:313:VAL:HG12	1:A:315:SER:N	2.09	0.60
1:K:311:LYS:HG3	2:L:92:TRP:CE2	2.37	0.60
1:E:43:HIS:HB3	1:E:301:ILE:HD13	1.82	0.59
1:A:179:VAL:HA	5:A:708:HOH:O	1.93	0.59
2:J:60:ASN:HB2	5:J:208:HOH:O	1.95	0.59
1:A:63:ILE:CG2	1:A:67:ILE:HD11	2.31	0.59
1:G:328:PRO:CA	5:G:711:HOH:O	2.46	0.59
1:K:238:THR:CB	5:K:718:HOH:O	1.93	0.59
2:L:126:LEU:CB	5:L:206:HOH:O	2.48	0.59
1:I:327:ILE:CG2	1:I:328:PRO:N	2.65	0.59
1:C:88:THR:HB	5:C:711:HOH:O	2.02	0.59
1:E:96:CYS:O	1:E:227:ARG:HD3	2.03	0.59
1:G:327:ILE:CG2	1:G:328:PRO:N	2.65	0.59
1:E:126:THR:OG1	5:E:708:HOH:O	2.17	0.59
1:G:24:THR:O	5:G:714:HOH:O	2.17	0.59
1:I:43:HIS:HB3	1:I:301:ILE:HD13	1.83	0.59
2:B:51:LYS:HA	1:E:25:VAL:O	2.03	0.59
1:C:159:LYS:HE2	1:C:196:SER:O	2.03	0.59
2:F:51:LYS:HE3	2:F:103:GLU:OE1	2.03	0.59
1:K:205:VAL:HB	1:K:250:ALA:HB2	1.85	0.59
2:F:30:GLN:HG3	5:F:208:HOH:O	2.01	0.59
1:I:279:HIS:CE1	5:I:710:HOH:O	2.55	0.59
2:D:159:TYR:O	2:D:161:LYS:HG3	2.03	0.59
1:E:47:LEU:HD22	1:E:276:THR:O	2.03	0.59
1:E:106:GLU:O	1:E:110:GLN:HG2	2.03	0.59
1:K:44:ASN:O	1:K:46:LYS:HG3	2.03	0.59
1:A:105:GLU:OE2	2:B:71:ASN:HB3	2.03	0.58
1:A:275:ASP:OD2	5:A:707:HOH:O	2.17	0.58
1:I:96:CYS:O	1:I:227:ARG:HD3	2.02	0.58
1:I:159:LYS:HE2	1:I:196:SER:O	2.02	0.58
1:C:106:GLU:O	1:C:110:GLN:HG2	2.03	0.58
1:C:313:VAL:HG12	1:C:315:SER:N	2.08	0.58
1:G:44:ASN:O	1:G:46:LYS:HG3	2.03	0.58
1:G:96:CYS:O	1:G:227:ARG:HD3	2.02	0.58
1:A:327:ILE:CG2	1:A:328:PRO:N	2.66	0.58
2:B:145:ASP:O	2:B:148:CYS:HB3	2.03	0.58
2:L:161:LYS:HB3	2:L:161:LYS:HZ3	1.64	0.58
1:C:96:CYS:O	1:C:227:ARG:HD3	2.02	0.58

*Continued on next page...*

*Continued from previous page...*

Atom-1	Atom-2	Interatomic distance (Å)	Clash overlap (Å)
1:G:43:HIS:HB3	1:G:301:ILE:HD13	1.84	0.58
1:K:106:GLU:O	1:K:110:GLN:HG2	2.03	0.58
2:L:162:TYR:HD1	2:L:162:TYR:O	1.86	0.58
1:C:25:VAL:HG12	2:F:51:LYS:HG3	1.85	0.58
1:E:44:ASN:O	1:E:46:LYS:HG3	2.03	0.58
1:G:159:LYS:HE2	1:G:196:SER:O	2.03	0.58
2:H:51:LYS:HE3	2:H:103:GLU:OE1	2.04	0.58
2:H:162:TYR:N	5:H:202:HOH:O	2.31	0.58
1:K:96:CYS:O	1:K:227:ARG:HD3	2.03	0.58
1:K:63:ILE:CG2	1:K:67:ILE:HD11	2.33	0.58
5:B:206:HOH:O	2:F:109:ASP:OD2	2.17	0.58
2:J:161:LYS:HD2	2:J:161:LYS:O	2.03	0.58
1:K:11:ILE:HD11	2:L:122:VAL:HG11	1.86	0.58
1:A:44:ASN:O	1:A:46:LYS:HG3	2.03	0.58
1:G:313:VAL:HG12	1:G:315:SER:N	2.09	0.58
1:I:82:TRP:N	1:I:82:TRP:CD2	2.64	0.58
1:K:43:HIS:HB3	1:K:301:ILE:HD13	1.84	0.58
2:L:145:ASP:O	2:L:148:CYS:HB3	2.04	0.58
1:A:25:VAL:HG21	2:B:102:LEU:HD23	1.85	0.58
1:A:96:CYS:O	1:A:227:ARG:HD3	2.04	0.58
2:B:54:SER:HB3	2:F:101:LEU:CD1	2.33	0.58
1:C:44:ASN:O	1:C:46:LYS:HG3	2.04	0.58
2:F:15:THR:N	5:F:209:HOH:O	2.25	0.58
1:I:44:ASN:O	1:I:46:LYS:HG3	2.03	0.58
2:J:160:PRO:HA	5:J:203:HOH:O	1.83	0.58
1:K:49:LYS:HB3	1:K:54:ALA:HA	1.86	0.58
1:K:70:ASN:HD21	4:K:601:NAG:C7	2.17	0.58
1:K:145:ALA:CA	5:K:717:HOH:O	2.44	0.58
1:G:106:GLU:O	1:G:110:GLN:HG2	2.04	0.57
1:I:314:LYS:HD2	2:L:60:ASN:HD21	1.69	0.57
2:J:161:LYS:C	2:J:163:SER:H	2.06	0.57
1:C:99:GLY:HA3	1:C:233:MET:O	2.04	0.57
1:E:159:LYS:HE2	1:E:196:SER:O	2.03	0.57
1:I:99:GLY:HA3	1:I:233:MET:O	2.04	0.57
2:J:51:LYS:HE3	2:J:103:GLU:OE1	2.03	0.57
1:K:8:THR:HA	2:L:138:PHE:O	2.03	0.57
2:D:51:LYS:HE3	2:D:103:GLU:OE1	2.03	0.57
1:E:162:ASN:N	5:E:707:HOH:O	2.23	0.57
2:J:145:ASP:O	2:J:148:CYS:HB3	2.04	0.57
2:B:68:LYS:HE3	2:F:79:ASN:CB	2.34	0.57
2:B:128:ASN:HB2	2:B:159:TYR:OH	2.03	0.57

*Continued on next page...*



*Continued from previous page...*

Atom-1	Atom-2	Interatomic distance (Å)	Clash overlap (Å)
1:G:99:GLY:HA3	1:G:233:MET:O	2.03	0.57
2:B:51:LYS:HE3	2:B:103:GLU:OE1	2.04	0.57
1:C:25:VAL:CG1	2:F:51:LYS:HG3	2.34	0.57
2:L:129:ASN:OD1	2:L:160:PRO:HA	2.04	0.57
2:D:145:ASP:O	2:D:148:CYS:HB3	2.05	0.57
2:D:159:TYR:N	2:D:160:PRO:HD2	2.15	0.57
1:E:34:HIS:CE1	2:F:21:TRP:HE1	2.23	0.57
1:I:76:LEU:CG	1:I:77:SER:N	2.67	0.57
1:K:324:LEU:HB3	2:L:111:HIS:CG	2.40	0.57
1:E:205:VAL:HB	1:E:250:ALA:HB2	1.87	0.57
1:K:159:LYS:HE2	1:K:196:SER:O	2.04	0.57
1:A:312:TYR:CD2	2:B:89:LEU:HD13	2.40	0.57
1:A:104:TYR:OH	5:A:716:HOH:O	1.90	0.57
1:A:106:GLU:O	1:A:110:GLN:HG2	2.04	0.57
2:F:145:ASP:O	2:F:148:CYS:HB3	2.05	0.57
2:J:158:ASP:CB	2:J:160:PRO:HD3	2.35	0.57
1:K:16:ASN:HB3	5:K:710:HOH:O	2.03	0.57
2:L:51:LYS:HE3	2:L:103:GLU:OE1	2.04	0.57
1:K:14:HIS:CD2	1:K:15:ALA:N	2.73	0.57
1:C:327:ILE:CG2	1:C:328:PRO:N	2.67	0.56
1:I:106:GLU:O	1:I:110:GLN:HG2	2.05	0.56
2:L:150:GLU:HG3	5:L:209:HOH:O	2.05	0.56
1:K:292:ILE:HG22	1:K:294:THR:HG22	1.88	0.56
1:K:327:ILE:CG2	1:K:328:PRO:N	2.67	0.56
1:A:11:ILE:HG12	2:B:24:TYR:CD2	2.39	0.56
1:A:78:THR:HG22	1:A:78:THR:O	2.04	0.56
2:H:3:PHE:HZ	2:L:2:LEU:HD13	1.70	0.56
2:H:51:LYS:HG3	1:K:25:VAL:CG1	2.35	0.56
1:K:60:LYS:O	5:K:721:HOH:O	2.16	0.56
1:E:11:ILE:CD1	2:F:122:VAL:HG13	2.34	0.56
1:E:98:PRO:HG3	1:E:226:VAL:HG12	1.87	0.56
1:I:98:PRO:HG3	1:I:226:VAL:HG12	1.88	0.56
1:K:14:HIS:CB	2:L:21:TRP:HA	2.35	0.56
1:K:306:ILE:C	5:K:709:HOH:O	2.44	0.56
2:B:119:TYR:CE1	2:B:136:GLY:HA2	2.41	0.56
1:C:44:ASN:ND2	1:C:291:ALA:H	2.04	0.56
1:E:11:ILE:C	5:E:706:HOH:O	2.32	0.56
1:I:224:PRO:HG2	1:K:209:SER:HA	1.87	0.56
1:A:28:LYS:HD2	2:D:50:ASN:OD1	2.06	0.56
1:C:114:VAL:CG1	1:C:117:PHE:HB2	2.30	0.56
1:K:47:LEU:HD22	1:K:276:THR:O	2.05	0.56

*Continued on next page...*



*Continued from previous page...*

Atom-1	Atom-2	Interatomic distance (Å)	Clash overlap (Å)
1:K:313:VAL:HG12	1:K:315:SER:N	2.09	0.56
1:A:99:GLY:HA3	1:A:233:MET:O	2.05	0.56
1:K:99:GLY:HA3	1:K:233:MET:O	2.05	0.56
1:A:49:LYS:O	1:A:283:THR:HG22	2.06	0.56
1:K:104:TYR:CZ	1:K:108:ARG:HD2	2.41	0.56
1:A:98:PRO:HG3	1:A:226:VAL:HG12	1.88	0.56
2:H:87:GLY:HA3	2:J:88:PHE:CZ	2.41	0.56
2:H:145:ASP:O	2:H:148:CYS:HB3	2.05	0.55
1:K:44:ASN:ND2	1:K:291:ALA:H	2.04	0.55
1:C:292:ILE:HG22	1:C:294:THR:HG22	1.87	0.55
1:G:57:HIS:CE1	1:G:59:GLY:HA2	2.41	0.55
2:J:161:LYS:CE	2:J:161:LYS:N	2.59	0.55
1:C:15:ALA:HB1	1:C:327:ILE:O	2.07	0.55
1:C:98:PRO:HG3	1:C:226:VAL:HG12	1.88	0.55
1:E:14:HIS:CD2	1:E:15:ALA:N	2.75	0.55
1:I:57:HIS:CE1	1:I:59:GLY:HA2	2.41	0.55
1:I:78:THR:HG21	1:I:81:SER:HB2	1.88	0.55
2:L:119:TYR:CE1	2:L:136:GLY:HA2	2.41	0.55
1:A:25:VAL:HG12	2:D:51:LYS:HG3	1.88	0.55
1:C:90:SER:N	5:C:711:HOH:O	2.26	0.55
1:G:25:VAL:CG1	2:J:51:LYS:HG3	2.36	0.55
5:C:705:HOH:O	2:D:28:ASN:CB	2.52	0.55
1:E:99:GLY:HA3	1:E:233:MET:O	2.06	0.55
1:G:14:HIS:CD2	1:G:15:ALA:N	2.75	0.55
1:G:328:PRO:HB2	5:G:711:HOH:O	1.94	0.55
1:C:224:PRO:HG2	1:E:209:SER:HA	1.88	0.55
2:J:119:TYR:CE1	2:J:136:GLY:HA2	2.42	0.55
1:A:268:GLY:N	5:A:712:HOH:O	2.38	0.55
2:D:123:ARG:HB2	2:D:138:PHE:HZ	1.71	0.55
2:F:123:ARG:HB2	2:F:138:PHE:HZ	1.72	0.55
1:I:15:ALA:HB1	1:I:327:ILE:O	2.06	0.55
1:I:76:LEU:CD1	1:I:77:SER:N	2.70	0.55
1:E:104:TYR:CZ	1:E:108:ARG:HD2	2.42	0.55
1:C:14:HIS:CD2	1:C:15:ALA:N	2.75	0.55
1:C:104:TYR:CZ	1:C:108:ARG:HD2	2.42	0.55
2:D:119:TYR:CE1	2:D:136:GLY:HA2	2.42	0.55
2:F:119:TYR:CE1	2:F:136:GLY:HA2	2.41	0.55
2:F:159:TYR:HB3	2:F:161:LYS:CE	2.33	0.55
1:G:44:ASN:ND2	1:G:291:ALA:H	2.04	0.55
1:G:311:LYS:HG3	2:H:92:TRP:CE2	2.41	0.55
1:I:49:LYS:O	1:I:283:THR:HG22	2.07	0.55

*Continued on next page...*

*Continued from previous page...*

Atom-1	Atom-2	Interatomic distance (Å)	Clash overlap (Å)
1:I:68:LEU:O	1:I:151:TYR:HB3	2.07	0.55
2:L:123:ARG:HB2	2:L:138:PHE:HZ	1.71	0.55
1:I:76:LEU:HG	1:I:77:SER:N	2.22	0.54
1:G:68:LEU:O	1:G:151:TYR:HB3	2.08	0.54
1:A:14:HIS:CD2	1:A:15:ALA:N	2.76	0.54
1:A:282:ASN:N	5:A:718:HOH:O	2.41	0.54
1:A:125:LYS:CB	1:A:258:ARG:NH1	2.71	0.54
1:E:133:ASP:HB3	1:E:158:VAL:HG23	1.90	0.54
1:K:13:TYR:CE2	2:L:6:ILE:HA	2.42	0.54
1:K:68:LEU:O	1:K:151:TYR:HB3	2.08	0.54
2:B:123:ARG:HB2	2:B:138:PHE:HZ	1.73	0.54
2:H:153:LYS:C	5:H:203:HOH:O	2.45	0.54
1:I:44:ASN:ND2	1:I:291:ALA:H	2.04	0.54
1:I:125:LYS:CB	1:I:258:ARG:NH1	2.71	0.54
1:K:125:LYS:CB	1:K:258:ARG:NH1	2.70	0.54
2:L:135:ASN:HB3	5:L:207:HOH:O	2.06	0.54
1:E:68:LEU:O	1:E:151:TYR:HB3	2.08	0.54
1:G:49:LYS:O	1:G:283:THR:HG22	2.08	0.54
1:I:314:LYS:HD2	2:L:60:ASN:ND2	2.23	0.54
1:C:74:GLU:O	1:C:74:GLU:HG2	2.06	0.54
1:C:305:THR:HG21	1:C:309:CYS:HB2	1.90	0.54
1:E:49:LYS:O	1:E:283:THR:HG22	2.08	0.54
2:F:127:LYS:CD	5:F:201:HOH:O	2.40	0.54
2:F:127:LYS:N	5:F:201:HOH:O	2.41	0.54
1:I:311:LYS:HG3	2:J:92:TRP:CE2	2.42	0.54
1:A:44:ASN:ND2	1:A:291:ALA:H	2.05	0.54
1:E:14:HIS:HB2	2:F:20:GLY:O	2.08	0.54
1:E:114:VAL:CG2	1:E:117:PHE:HB2	2.32	0.54
1:G:133:ASP:HB3	1:G:158:VAL:HG23	1.89	0.54
2:H:51:LYS:HG3	1:K:25:VAL:HG12	1.89	0.54
1:K:15:ALA:HB1	1:K:327:ILE:O	2.07	0.54
1:A:57:HIS:CE1	1:A:59:GLY:HA2	2.42	0.54
1:G:83:SER:HG	1:G:84:TYR:HD2	1.55	0.54
1:G:125:LYS:CB	1:G:258:ARG:NH1	2.70	0.54
1:G:98:PRO:HG3	1:G:226:VAL:HG12	1.89	0.54
2:H:119:TYR:CE1	2:H:136:GLY:HA2	2.42	0.54
1:K:57:HIS:CE1	1:K:59:GLY:HA2	2.43	0.54
1:A:68:LEU:O	1:A:151:TYR:HB3	2.08	0.53
1:E:57:HIS:CE1	1:E:59:GLY:HA2	2.43	0.53
1:E:273:ILE:N	1:E:273:ILE:HD12	2.24	0.53
2:H:123:ARG:HB2	2:H:138:PHE:HZ	1.73	0.53

*Continued on next page...*

*Continued from previous page...*

Atom-1	Atom-2	Interatomic distance (Å)	Clash overlap (Å)
1:I:83:SER:HG	1:I:84:TYR:HD2	1.55	0.53
1:C:9:LEU:HD11	2:D:24:TYR:HB3	1.90	0.53
2:F:159:TYR:O	2:F:161:LYS:HG2	2.08	0.53
1:I:104:TYR:CZ	1:I:108:ARG:HD2	2.44	0.53
1:C:49:LYS:CE	1:C:280:ASP:OD1	2.56	0.53
1:C:57:HIS:CE1	1:C:59:GLY:HA2	2.43	0.53
1:C:167:LEU:C	1:C:167:LEU:CD1	2.77	0.53
1:G:15:ALA:HB1	1:G:327:ILE:O	2.09	0.53
1:G:104:TYR:CZ	1:G:108:ARG:HD2	2.43	0.53
1:I:14:HIS:CD2	1:I:15:ALA:N	2.77	0.53
1:I:305:THR:HG21	1:I:309:CYS:HB2	1.90	0.53
1:A:54:ALA:HB1	1:A:55:PRO:HD2	1.91	0.53
1:A:118:GLU:HG3	1:A:118:GLU:O	2.09	0.53
2:F:125:GLN:HE21	2:F:157:TYR:H	1.57	0.53
1:I:167:LEU:C	1:I:167:LEU:CD1	2.77	0.53
1:K:98:PRO:HG3	1:K:226:VAL:HG12	1.90	0.53
1:A:104:TYR:CZ	1:A:108:ARG:HD2	2.44	0.53
2:D:146:ASN:N	5:D:208:HOH:O	2.42	0.53
2:F:30:GLN:NE2	5:F:208:HOH:O	2.15	0.53
1:G:305:THR:HG21	1:G:309:CYS:HB2	1.91	0.53
1:K:114:VAL:CG2	1:K:117:PHE:HB2	2.31	0.53
1:K:118:GLU:HG3	1:K:118:GLU:O	2.08	0.53
2:B:159:TYR:O	2:B:159:TYR:CD2	2.62	0.53
1:E:167:LEU:C	1:E:167:LEU:CD2	2.77	0.53
1:E:324:LEU:HB3	2:F:111:HIS:CG	2.44	0.53
1:I:76:LEU:CD1	1:I:77:SER:HA	2.39	0.53
1:K:91:SER:CB	5:K:714:HOH:O	2.55	0.53
1:K:327:ILE:HG22	2:L:13:GLY:H	1.73	0.53
1:A:15:ALA:HB1	1:A:327:ILE:O	2.08	0.53
1:A:167:LEU:C	1:A:167:LEU:CD1	2.77	0.53
1:C:68:LEU:O	1:C:151:TYR:HB3	2.08	0.53
1:E:125:LYS:CB	1:E:258:ARG:NH1	2.72	0.53
1:G:118:GLU:O	1:G:118:GLU:HG3	2.09	0.53
1:I:118:GLU:O	1:I:118:GLU:HG3	2.09	0.52
1:K:54:ALA:HB1	1:K:55:PRO:HD2	1.91	0.52
1:A:305:THR:HG21	1:A:309:CYS:HB2	1.91	0.52
1:E:15:ALA:HB1	1:E:327:ILE:O	2.10	0.52
1:G:129:TRP:C	5:G:712:HOH:O	2.47	0.52
1:K:133:ASP:HB3	1:K:158:VAL:HG23	1.90	0.52
1:K:305:THR:HG21	1:K:309:CYS:HB2	1.90	0.52
2:L:161:LYS:HB3	2:L:161:LYS:HZ2	1.73	0.52

*Continued on next page...*

*Continued from previous page...*

Atom-1	Atom-2	Interatomic distance (Å)	Clash overlap (Å)
1:A:7:ASP:C	1:A:8:THR:HG23	2.29	0.52
1:A:25:VAL:HG22	2:B:102:LEU:HD23	1.90	0.52
1:C:44:ASN:C	1:C:44:ASN:HD22	2.12	0.52
1:K:307:GLY:CA	5:K:709:HOH:O	2.56	0.52
1:E:44:ASN:ND2	1:E:291:ALA:H	2.05	0.52
1:E:50:LEU:CD2	1:E:306:ILE:HG22	2.39	0.52
1:K:65:GLY:HA3	1:K:94:GLY:HA2	1.92	0.52
1:A:189:SER:HA	1:A:221:ALA:O	2.10	0.52
1:C:65:GLY:HA3	1:C:94:GLY:HA2	1.92	0.52
2:D:163:SER:N	5:D:202:HOH:O	2.43	0.52
1:I:44:ASN:HD22	1:I:44:ASN:C	2.13	0.52
1:I:133:ASP:HB3	1:I:158:VAL:HG23	1.90	0.52
1:K:44:ASN:C	1:K:44:ASN:HD22	2.11	0.52
1:K:96:CYS:HB3	4:K:601:NAG:H81	1.90	0.52
2:B:62:GLN:HG3	2:F:86:ASP:HB3	1.91	0.52
1:C:37:ASN:ND2	5:C:712:HOH:O	2.38	0.52
1:C:269:SER:N	5:C:710:HOH:O	2.22	0.52
1:E:44:ASN:C	1:E:44:ASN:HD22	2.11	0.52
1:G:44:ASN:C	1:G:44:ASN:HD22	2.13	0.52
1:G:326:ASN:HA	5:G:713:HOH:O	1.97	0.52
2:J:123:ARG:HB2	2:J:138:PHE:HZ	1.74	0.52
2:L:125:GLN:HE21	2:L:157:TYR:H	1.58	0.52
1:C:125:LYS:CB	1:C:258:ARG:NH1	2.71	0.52
1:C:133:ASP:HB3	1:C:158:VAL:HG23	1.90	0.52
1:E:65:GLY:HA3	1:E:94:GLY:HA2	1.90	0.52
1:I:143:PRO:HD2	3:O:1:NAG:C8	2.25	0.52
1:K:273:ILE:HD12	1:K:273:ILE:N	2.24	0.52
1:E:305:THR:HG21	1:E:309:CYS:HB2	1.90	0.52
1:G:167:LEU:C	1:G:167:LEU:CD1	2.78	0.52
1:I:25:VAL:HG12	2:L:51:LYS:HG3	1.91	0.52
1:A:25:VAL:CG1	2:D:51:LYS:HG3	2.40	0.52
2:J:87:GLY:HA3	2:L:88:PHE:CZ	2.45	0.52
1:A:9:LEU:HD11	2:B:24:TYR:HB3	1.91	0.52
1:A:44:ASN:C	1:A:44:ASN:HD22	2.13	0.52
1:C:49:LYS:HE3	1:C:280:ASP:OD1	2.10	0.52
1:C:54:ALA:HB1	1:C:55:PRO:HD2	1.92	0.52
1:I:142:CYS:HB2	1:I:149:SER:O	2.11	0.52
1:E:96:CYS:HB2	1:E:141:ALA:O	2.11	0.51
2:F:126:LEU:CA	5:F:211:HOH:O	2.54	0.51
1:A:311:LYS:HE2	2:B:61:THR:HG22	1.92	0.51
1:I:252:GLY:C	1:I:253:ASN:HD22	2.14	0.51

*Continued on next page...*

*Continued from previous page...*

Atom-1	Atom-2	Interatomic distance (Å)	Clash overlap (Å)
1:K:146:GLY:N	5:K:717:HOH:O	2.29	0.51
1:A:133:ASP:HB3	1:A:158:VAL:HG23	1.91	0.51
1:C:273:ILE:N	1:C:273:ILE:HD12	2.25	0.51
1:E:65:GLY:CA	1:E:94:GLY:HA2	2.40	0.51
1:E:327:ILE:HG22	2:F:13:GLY:H	1.75	0.51
1:I:189:SER:HA	1:I:221:ALA:O	2.10	0.51
1:I:273:ILE:HD12	1:I:273:ILE:N	2.24	0.51
1:G:65:GLY:HA3	1:G:94:GLY:HA2	1.92	0.51
1:G:96:CYS:HB2	1:G:141:ALA:O	2.11	0.51
1:K:7:ASP:O	2:L:140:PHE:N	2.31	0.51
1:C:311:LYS:HG3	2:D:92:TRP:CE2	2.45	0.51
1:G:54:ALA:HB1	1:G:55:PRO:HD2	1.93	0.51
1:K:325:ARG:O	5:K:706:HOH:O	2.19	0.51
1:C:227:ARG:O	1:C:228:GLU:HB2	2.11	0.51
1:E:227:ARG:O	1:E:228:GLU:HB2	2.11	0.51
1:K:15:ALA:CA	5:K:716:HOH:O	2.50	0.51
2:L:122:VAL:HG22	2:L:138:PHE:CE1	2.46	0.51
2:H:2:LEU:HG	2:J:3:PHE:CZ	2.46	0.51
1:I:65:GLY:HA3	1:I:94:GLY:HA2	1.93	0.51
1:K:167:LEU:C	1:K:167:LEU:CD2	2.79	0.51
1:K:307:GLY:HA2	2:L:63:PHE:CE1	2.46	0.51
1:A:114:VAL:CG1	1:A:117:PHE:HB2	2.30	0.51
1:G:252:GLY:C	1:G:253:ASN:HD22	2.14	0.51
1:I:213:SER:HB2	5:I:708:HOH:O	2.09	0.51
1:K:252:GLY:C	1:K:253:ASN:HD22	2.15	0.51
1:G:273:ILE:HD12	1:G:273:ILE:N	2.26	0.51
1:I:96:CYS:HB2	1:I:141:ALA:O	2.11	0.51
2:L:154:ASN:HB2	5:L:209:HOH:O	2.10	0.51
3:O:1:NAG:H61	3:O:2:NAG:C1	2.40	0.51
1:A:65:GLY:HA3	1:A:94:GLY:HA2	1.93	0.51
1:A:273:ILE:HD12	1:A:273:ILE:N	2.26	0.51
1:C:118:GLU:HG3	1:C:118:GLU:O	2.10	0.51
2:L:150:GLU:C	5:L:209:HOH:O	2.43	0.51
1:C:49:LYS:NZ	1:C:280:ASP:OD1	2.42	0.50
2:D:128:ASN:HB3	2:D:162:TYR:CZ	2.46	0.50
1:G:25:VAL:HG12	2:J:51:LYS:HG3	1.94	0.50
1:I:54:ALA:HB1	1:I:55:PRO:HD2	1.92	0.50
1:I:327:ILE:CG2	1:I:328:PRO:CD	2.89	0.50
4:K:601:NAG:H2	5:K:708:HOH:O	2.11	0.50
2:F:122:VAL:HG22	2:F:138:PHE:CE1	2.47	0.50
1:G:223:ARG:HG3	1:I:206:PHE:HZ	1.76	0.50

*Continued on next page...*

*Continued from previous page...*

Atom-1	Atom-2	Interatomic distance (Å)	Clash overlap (Å)
1:G:227:ARG:O	1:G:228:GLU:HB2	2.10	0.50
1:C:142:CYS:HB2	1:C:149:SER:O	2.11	0.50
2:D:123:ARG:HB2	2:D:138:PHE:CZ	2.47	0.50
1:E:252:GLY:C	1:E:253:ASN:HD22	2.14	0.50
1:I:12:GLY:N	2:J:14:TRP:CH2	2.80	0.50
1:K:17:ASN:ND2	5:K:704:HOH:O	2.12	0.50
1:A:252:GLY:C	1:A:253:ASN:HD22	2.15	0.50
2:D:160:PRO:C	2:D:161:LYS:CG	2.71	0.50
1:G:189:SER:HA	1:G:221:ALA:O	2.10	0.50
1:I:9:LEU:HD11	2:J:24:TYR:HB3	1.94	0.50
1:K:324:LEU:HB3	2:L:111:HIS:CD2	2.47	0.50
1:A:142:CYS:HB2	1:A:149:SER:O	2.12	0.50
2:H:5:ALA:HB3	2:H:112:ASP:OD2	2.12	0.50
1:K:83:SER:HG	1:K:84:TYR:HD2	1.56	0.50
1:K:189:SER:HA	1:K:221:ALA:O	2.11	0.50
1:C:252:GLY:C	1:C:253:ASN:HD22	2.15	0.50
2:B:125:GLN:HE21	2:B:157:TYR:H	1.60	0.50
1:C:90:SER:CB	5:C:709:HOH:O	2.57	0.50
2:D:151:SER:HB2	2:D:156:THR:O	2.11	0.50
1:E:159:LYS:HD2	1:E:199:GLN:HG2	1.94	0.50
2:H:125:GLN:HE21	2:H:157:TYR:H	1.58	0.50
1:C:12:GLY:N	2:D:14:TRP:CH2	2.79	0.50
2:H:151:SER:HB2	2:H:156:THR:O	2.12	0.50
1:I:227:ARG:O	1:I:228:GLU:HB2	2.12	0.50
1:I:307:GLY:HA2	2:J:63:PHE:CE1	2.46	0.50
2:J:151:SER:HB2	2:J:156:THR:O	2.12	0.50
1:K:65:GLY:CA	1:K:94:GLY:HA2	2.42	0.50
1:A:159:LYS:HD2	1:A:199:GLN:HG2	1.94	0.49
1:C:159:LYS:HD2	1:C:199:GLN:HG2	1.94	0.49
1:E:118:GLU:O	1:E:118:GLU:HG3	2.10	0.49
1:E:142:CYS:HB2	1:E:149:SER:O	2.12	0.49
2:F:17:MET:SD	2:F:23:GLY:HA3	2.52	0.49
1:G:142:CYS:HB2	1:G:149:SER:O	2.12	0.49
1:G:307:GLY:HA2	2:H:63:PHE:CE1	2.46	0.49
2:J:125:GLN:HE21	2:J:157:TYR:H	1.58	0.49
1:A:96:CYS:HB2	1:A:141:ALA:O	2.12	0.49
2:H:113:SER:CB	2:L:2:LEU:HD22	2.42	0.49
1:I:159:LYS:HD2	1:I:199:GLN:HG2	1.94	0.49
2:L:123:ARG:HB2	2:L:138:PHE:CZ	2.47	0.49
1:G:65:GLY:CA	1:G:94:GLY:HA2	2.42	0.49
1:E:54:ALA:HB1	1:E:55:PRO:HD2	1.93	0.49

*Continued on next page...*

*Continued from previous page...*

Atom-1	Atom-2	Interatomic distance (Å)	Clash overlap (Å)
1:G:159:LYS:HD2	1:G:199:GLN:HG2	1.94	0.49
1:I:214:LYS:HE3	1:I:216:PHE:CE2	2.48	0.49
1:C:189:SER:HA	1:C:221:ALA:O	2.12	0.49
2:B:151:SER:HB2	2:B:156:THR:O	2.12	0.49
1:C:312:TYR:CD2	2:D:89:LEU:HD13	2.48	0.49
2:B:50:ASN:OD1	1:E:28:LYS:HD2	2.12	0.49
1:E:297:PRO:HG3	2:F:56:ILE:HA	1.94	0.49
2:F:151:SER:HB2	2:F:156:THR:O	2.13	0.49
1:I:25:VAL:CG1	2:L:51:LYS:HG3	2.43	0.49
2:J:79:ASN:HB2	2:L:68:LYS:HE3	1.94	0.49
1:K:11:ILE:O	2:L:10:ILE:HD13	2.11	0.49
2:D:125:GLN:HE21	2:D:157:TYR:H	1.59	0.49
1:E:67:ILE:HD13	1:E:111:LEU:CD2	2.43	0.49
2:F:123:ARG:HB2	2:F:138:PHE:CZ	2.47	0.49
1:G:224:PRO:HG2	1:I:209:SER:HA	1.95	0.49
1:G:327:ILE:CG2	1:G:328:PRO:CD	2.90	0.49
2:L:5:ALA:HB3	2:L:112:ASP:OD2	2.12	0.49
1:A:327:ILE:CG2	1:A:328:PRO:CD	2.90	0.49
2:B:142:HIS:CD2	2:B:161:LYS:HG2	2.43	0.49
1:K:142:CYS:HB2	1:K:149:SER:O	2.12	0.49
2:L:151:SER:HB2	2:L:156:THR:O	2.13	0.49
1:E:307:GLY:HA2	2:F:63:PHE:CE1	2.48	0.49
1:G:328:PRO:C	5:G:711:HOH:O	2.35	0.49
1:K:159:LYS:HD2	1:K:199:GLN:HG2	1.94	0.49
1:C:65:GLY:CA	1:C:94:GLY:HA2	2.43	0.48
1:C:96:CYS:HB2	1:C:141:ALA:O	2.11	0.48
2:D:17:MET:SD	2:D:23:GLY:HA3	2.53	0.48
1:G:114:VAL:CG1	1:G:117:PHE:HB2	2.30	0.48
1:C:67:ILE:HD13	1:C:111:LEU:CD2	2.43	0.48
2:F:5:ALA:HB3	2:F:112:ASP:OD2	2.12	0.48
1:K:324:LEU:HD23	1:K:324:LEU:N	2.29	0.48
2:L:162:TYR:HD1	2:L:162:TYR:C	2.16	0.48
2:B:47:GLU:HA	1:E:26:LEU:O	2.13	0.48
1:G:63:ILE:HD11	1:G:85:ILE:HG21	1.95	0.48
1:K:81:SER:HB3	1:K:115:SER:O	2.14	0.48
1:A:65:GLY:CA	1:A:94:GLY:HA2	2.43	0.48
1:A:81:SER:HB3	1:A:115:SER:O	2.13	0.48
2:B:5:ALA:HB3	2:B:112:ASP:OD2	2.12	0.48
2:B:51:LYS:HG3	1:E:25:VAL:HG11	1.93	0.48
2:B:123:ARG:HB2	2:B:138:PHE:CZ	2.48	0.48
1:E:189:SER:HA	1:E:221:ALA:O	2.13	0.48

*Continued on next page...*



*Continued from previous page...*

Atom-1	Atom-2	Interatomic distance (Å)	Clash overlap (Å)
1:E:313:VAL:CG1	1:E:315:SER:H	2.14	0.48
2:H:2:LEU:HG	2:J:3:PHE:HZ	1.78	0.48
2:L:17:MET:SD	2:L:23:GLY:HA3	2.54	0.48
2:D:5:ALA:HB3	2:D:112:ASP:OD2	2.13	0.48
1:G:297:PRO:HG3	2:H:56:ILE:HA	1.95	0.48
1:I:65:GLY:CA	1:I:94:GLY:HA2	2.43	0.48
1:I:76:LEU:CD1	1:I:76:LEU:O	2.59	0.48
1:K:11:ILE:CD1	2:L:122:VAL:HG13	2.34	0.48
1:K:67:ILE:HD13	1:K:111:LEU:CD2	2.43	0.48
1:K:133:ASP:CB	5:K:719:HOH:O	2.61	0.48
1:K:238:THR:CA	5:K:718:HOH:O	2.49	0.48
1:K:327:ILE:CG2	1:K:328:PRO:CD	2.89	0.48
1:A:8:THR:HB	2:B:138:PHE:O	2.14	0.48
1:E:77:SER:C	1:E:79:ALA:H	2.16	0.48
1:E:311:LYS:HG3	2:F:92:TRP:CE2	2.48	0.48
2:H:123:ARG:HB2	2:H:138:PHE:CZ	2.48	0.48
2:H:142:HIS:CE1	2:H:161:LYS:NZ	2.81	0.48
1:I:67:ILE:HD13	1:I:111:LEU:CD2	2.43	0.48
1:C:214:LYS:HE3	1:C:216:PHE:CE2	2.49	0.48
1:E:129:TRP:CD2	1:E:157:LEU:HD11	2.49	0.48
1:G:68:LEU:CD1	1:G:95:THR:HG22	2.44	0.48
1:K:96:CYS:HB2	1:K:141:ALA:O	2.13	0.48
2:D:87:GLY:HA3	2:F:88:PHE:CZ	2.49	0.48
2:H:17:MET:SD	2:H:23:GLY:HA3	2.53	0.48
2:L:162:TYR:C	2:L:162:TYR:CD1	2.87	0.48
2:B:58:LYS:HD2	2:F:97:GLU:CB	2.41	0.48
2:J:5:ALA:HB3	2:J:112:ASP:OD2	2.13	0.48
1:K:16:ASN:ND2	5:K:710:HOH:O	2.09	0.48
1:A:68:LEU:CD1	1:A:95:THR:HG22	2.44	0.47
5:B:203:HOH:O	2:D:64:THR:HG21	2.14	0.47
1:C:28:LYS:HD2	2:F:50:ASN:OD1	2.14	0.47
1:C:83:SER:HG	1:C:84:TYR:HD2	1.61	0.47
1:E:324:LEU:N	1:E:324:LEU:HD23	2.29	0.47
2:J:17:MET:SD	2:J:23:GLY:HA3	2.54	0.47
1:A:67:ILE:HD13	1:A:111:LEU:CD2	2.44	0.47
2:B:17:MET:SD	2:B:23:GLY:HA3	2.54	0.47
1:C:272:ILE:HD11	1:C:306:ILE:HD12	1.96	0.47
1:E:195:GLN:HA	1:E:198:TYR:O	2.14	0.47
1:G:67:ILE:HD13	1:G:111:LEU:CD2	2.43	0.47
1:I:63:ILE:HD11	1:I:85:ILE:HG21	1.96	0.47
1:E:325:ARG:HG3	5:E:701:HOH:O	2.14	0.47

*Continued on next page...*



*Continued from previous page...*

Atom-1	Atom-2	Interatomic distance (Å)	Clash overlap (Å)
2:H:63:PHE:C	2:H:63:PHE:CD2	2.88	0.47
1:I:114:VAL:CG1	1:I:117:PHE:HB2	2.30	0.47
2:H:62:GLN:HG3	2:L:86:ASP:HB3	1.95	0.47
2:B:63:PHE:C	2:B:63:PHE:CD2	2.87	0.47
1:C:317:LYS:CA	5:C:712:HOH:O	2.60	0.47
1:E:9:LEU:HD12	2:F:152:VAL:HG11	1.96	0.47
1:E:81:SER:HB3	1:E:115:SER:O	2.14	0.47
1:E:214:LYS:HE3	1:E:216:PHE:CE2	2.49	0.47
1:K:44:ASN:ND2	1:K:44:ASN:C	2.67	0.47
1:K:133:ASP:CG	5:K:713:HOH:O	2.49	0.47
1:G:11:ILE:HD12	2:H:119:TYR:HA	1.95	0.47
1:K:214:LYS:HE3	1:K:216:PHE:CE2	2.50	0.47
1:K:269:SER:CB	5:K:702:HOH:O	2.63	0.47
1:C:63:ILE:HD11	1:C:85:ILE:HG21	1.97	0.47
1:E:44:ASN:ND2	1:E:44:ASN:C	2.68	0.47
1:E:323:GLY:O	2:F:111:HIS:CD2	2.68	0.47
2:F:125:GLN:NE2	2:F:157:TYR:H	2.13	0.47
1:G:93:ASN:ND2	5:G:703:HOH:O	2.43	0.47
1:G:214:LYS:HE3	1:G:216:PHE:CE2	2.49	0.47
1:G:268:GLY:O	2:H:63:PHE:HE2	1.97	0.47
2:J:63:PHE:C	2:J:63:PHE:CD2	2.87	0.47
1:K:129:TRP:CD2	1:K:157:LEU:HD11	2.50	0.47
1:K:195:GLN:HA	1:K:198:TYR:O	2.15	0.47
1:K:227:ARG:O	1:K:228:GLU:HB2	2.14	0.47
2:B:123:ARG:HH22	2:D:123:ARG:HH22	1.62	0.47
2:D:63:PHE:C	2:D:63:PHE:CD2	2.87	0.47
1:I:195:GLN:HA	1:I:198:TYR:O	2.15	0.47
2:J:161:LYS:H	2:J:161:LYS:CD	2.27	0.47
1:K:7:ASP:HB2	2:L:140:PHE:HB2	1.97	0.47
1:K:72:GLU:HG3	4:K:601:NAG:N2	2.30	0.47
1:C:195:GLN:HA	1:C:198:TYR:O	2.15	0.47
1:E:311:LYS:HE2	2:F:61:THR:HG22	1.97	0.47
1:G:81:SER:HB3	1:G:115:SER:O	2.14	0.47
1:G:242:PRO:CG	5:G:708:HOH:O	2.18	0.47
1:G:324:LEU:N	1:G:324:LEU:HD23	2.29	0.47
1:A:272:ILE:HD11	1:A:306:ILE:HD12	1.97	0.46
1:A:324:LEU:N	1:A:324:LEU:HD23	2.30	0.46
2:B:60:ASN:HD21	1:E:314:LYS:CD	2.08	0.46
1:C:266:ASN:ND2	1:C:266:ASN:H	2.14	0.46
2:D:79:ASN:HB2	2:F:68:LYS:HE3	1.96	0.46
1:E:63:ILE:HD11	1:E:85:ILE:HG21	1.97	0.46

*Continued on next page...*

*Continued from previous page...*

Atom-1	Atom-2	Interatomic distance (Å)	Clash overlap (Å)
1:K:91:SER:C	5:K:721:HOH:O	2.46	0.46
1:C:81:SER:HB3	1:C:115:SER:O	2.15	0.46
1:C:317:LYS:HA	5:C:712:HOH:O	2.14	0.46
1:C:327:ILE:CG2	1:C:328:PRO:CD	2.89	0.46
2:D:159:TYR:O	2:D:161:LYS:N	2.48	0.46
2:F:63:PHE:C	2:F:63:PHE:CD2	2.88	0.46
2:L:63:PHE:C	2:L:63:PHE:CD2	2.88	0.46
2:H:129:ASN:N	2:H:129:ASN:HD22	2.14	0.46
1:I:81:SER:C	1:I:82:TRP:CD2	2.88	0.46
2:J:123:ARG:HB2	2:J:138:PHE:CZ	2.49	0.46
1:K:49:LYS:HG3	1:K:281:CYS:O	2.15	0.46
1:A:44:ASN:ND2	1:A:44:ASN:C	2.69	0.46
1:G:266:ASN:H	1:G:266:ASN:ND2	2.14	0.46
1:A:10:CYS:O	2:B:24:TYR:HA	2.16	0.46
1:A:63:ILE:HD11	1:A:85:ILE:HG21	1.97	0.46
1:A:144:HIS:O	1:A:145:ALA:HB3	2.16	0.46
1:A:327:ILE:HG21	2:B:12:GLY:CA	2.46	0.46
1:C:324:LEU:N	1:C:324:LEU:HD23	2.30	0.46
1:G:26:LEU:HB3	2:J:47:GLU:HB3	1.97	0.46
1:G:58:LEU:CD2	1:G:63:ILE:HD13	2.42	0.46
1:I:44:ASN:ND2	1:I:44:ASN:C	2.69	0.46
1:K:272:ILE:HD11	1:K:306:ILE:HD12	1.97	0.46
1:K:322:THR:HB	2:L:48:ILE:HG21	1.98	0.46
1:K:323:GLY:O	2:L:111:HIS:CD2	2.69	0.46
1:A:11:ILE:HG12	2:B:24:TYR:HD2	1.80	0.46
1:A:122:ILE:HG23	1:A:123:PHE:N	2.31	0.46
1:E:312:TYR:CD2	2:F:89:LEU:HD13	2.51	0.46
1:G:12:GLY:N	2:H:14:TRP:CH2	2.84	0.46
1:G:50:LEU:CD1	1:G:306:ILE:HG22	2.43	0.46
1:I:266:ASN:H	1:I:266:ASN:ND2	2.14	0.46
1:I:324:LEU:HD23	1:I:324:LEU:N	2.31	0.46
1:A:209:SER:HA	1:E:224:PRO:HG2	1.97	0.46
1:E:83:SER:HG	1:E:84:TYR:HD2	1.60	0.46
1:E:266:ASN:ND2	1:E:266:ASN:H	2.14	0.46
1:K:14:HIS:HB2	2:L:20:GLY:O	2.15	0.46
1:K:63:ILE:HD11	1:K:85:ILE:HG21	1.97	0.46
1:A:266:ASN:H	1:A:266:ASN:ND2	2.15	0.45
2:B:121:LYS:HB3	2:B:121:LYS:HE2	1.75	0.45
2:B:129:ASN:N	2:B:129:ASN:HD22	2.14	0.45
1:C:44:ASN:ND2	1:C:44:ASN:C	2.69	0.45
2:D:146:ASN:HB2	5:D:209:HOH:O	2.02	0.45

*Continued on next page...*

*Continued from previous page...*

Atom-1	Atom-2	Interatomic distance (Å)	Clash overlap (Å)
1:A:195:GLN:HA	1:A:198:TYR:O	2.15	0.45
1:C:227:ARG:CB	5:C:714:HOH:O	2.63	0.45
1:E:327:ILE:HG21	2:F:12:GLY:HA3	1.96	0.45
1:K:8:THR:HG22	2:L:139:GLU:CA	2.42	0.45
2:L:125:GLN:NE2	2:L:157:TYR:H	2.14	0.45
1:I:129:TRP:CD2	1:I:157:LEU:HD21	2.51	0.45
1:K:183:TRP:HZ3	1:K:238:THR:HG22	1.82	0.45
1:G:44:ASN:ND2	1:G:44:ASN:C	2.69	0.45
2:J:164:GLU:O	2:J:165:GLU:CG	2.65	0.45
1:K:313:VAL:CG1	1:K:315:SER:H	2.14	0.45
1:A:78:THR:O	1:A:78:THR:CG2	2.64	0.45
1:A:214:LYS:HE3	1:A:216:PHE:CE2	2.51	0.45
2:B:113:SER:CB	2:F:2:LEU:HD22	2.47	0.45
2:D:86:ASP:HB3	2:F:62:GLN:HG3	1.98	0.45
2:D:159:TYR:O	2:D:161:LYS:HG2	2.15	0.45
2:F:129:ASN:N	2:F:129:ASN:HD22	2.14	0.45
2:J:129:ASN:N	2:J:129:ASN:HD22	2.15	0.45
2:J:161:LYS:N	2:J:161:LYS:CD	2.80	0.45
1:K:144:HIS:O	1:K:145:ALA:HB3	2.17	0.45
1:K:164:TYR:CZ	1:K:252:GLY:HA2	2.52	0.45
1:E:122:ILE:HG23	1:E:123:PHE:N	2.32	0.45
1:G:122:ILE:HG23	1:G:123:PHE:N	2.32	0.45
1:K:266:ASN:H	1:K:266:ASN:ND2	2.15	0.45
2:L:129:ASN:N	2:L:129:ASN:HD22	2.13	0.45
1:A:83:SER:HG	1:A:84:TYR:HD2	1.65	0.45
2:D:129:ASN:N	2:D:129:ASN:HD22	2.14	0.45
1:G:327:ILE:HD12	5:G:713:HOH:O	2.17	0.45
1:I:312:TYR:CD2	2:J:89:LEU:HD13	2.52	0.45
2:J:164:GLU:O	2:J:164:GLU:CG	2.49	0.45
1:C:59:GLY:O	1:C:91:SER:HB3	2.17	0.45
1:C:164:TYR:CZ	1:C:252:GLY:HA2	2.52	0.45
1:I:143:PRO:O	3:O:1:NAG:H82	2.17	0.45
2:J:159:TYR:CD1	2:J:161:LYS:CE	3.00	0.45
2:B:157:TYR:CD2	2:B:158:ASP:O	2.70	0.45
2:D:159:TYR:N	2:D:160:PRO:CD	2.80	0.45
1:E:272:ILE:HD11	1:E:306:ILE:HD12	1.98	0.45
1:G:129:TRP:CD2	1:G:157:LEU:HD21	2.51	0.45
1:I:328:PRO:HA	5:I:706:HOH:O	1.99	0.45
1:A:227:ARG:O	1:A:228:GLU:HB2	2.17	0.44
2:B:59:MET:HB2	2:F:94:TYR:CE1	2.51	0.44
1:E:268:GLY:O	2:F:63:PHE:HE2	2.01	0.44

*Continued on next page...*

*Continued from previous page...*

Atom-1	Atom-2	Interatomic distance (Å)	Clash overlap (Å)
1:I:268:GLY:O	2:J:63:PHE:HE2	2.01	0.44
1:K:59:GLY:O	1:K:91:SER:HB3	2.17	0.44
1:A:26:LEU:HD12	2:B:105:GLU:OE2	2.17	0.44
1:A:129:TRP:CD2	1:A:157:LEU:HD21	2.52	0.44
1:A:179:VAL:N	5:A:708:HOH:O	2.46	0.44
1:K:122:ILE:HG23	1:K:123:PHE:N	2.31	0.44
1:K:172:ILE:HG23	1:K:172:ILE:O	2.18	0.44
1:A:57:HIS:O	1:A:76:LEU:HD22	2.18	0.44
1:A:267:ALA:C	5:A:712:HOH:O	2.54	0.44
1:A:313:VAL:CG1	1:A:315:SER:H	2.14	0.44
2:B:159:TYR:O	2:B:159:TYR:HD2	1.99	0.44
1:E:14:HIS:CB	2:F:21:TRP:HA	2.47	0.44
1:I:122:ILE:HG23	1:I:123:PHE:N	2.32	0.44
1:K:93:ASN:CG	5:K:708:HOH:O	2.56	0.44
1:K:327:ILE:HG21	2:L:13:GLY:H	1.80	0.44
1:A:172:ILE:HG23	1:A:172:ILE:O	2.18	0.44
1:I:57:HIS:HE1	1:I:59:GLY:HA2	1.83	0.44
1:I:302:HIS:HA	1:I:303:PRO:HD3	1.79	0.44
3:M:1:NAG:C6	3:M:2:NAG:N2	2.71	0.44
1:A:113:SER:HB2	1:A:269:SER:HB3	1.99	0.44
1:A:314:LYS:HD2	2:D:60:ASN:ND2	2.32	0.44
1:E:144:HIS:O	1:E:145:ALA:HB3	2.17	0.44
1:G:183:TRP:HZ3	1:G:238:THR:HG22	1.82	0.44
1:I:159:LYS:NZ	1:I:199:GLN:HE21	2.15	0.44
1:I:272:ILE:HD11	1:I:306:ILE:HD12	1.99	0.44
1:K:205:VAL:HG21	1:K:254:LEU:HD13	1.99	0.44
1:K:307:GLY:N	5:K:709:HOH:O	2.51	0.44
1:C:129:TRP:CD2	1:C:157:LEU:HD21	2.53	0.44
1:E:113:SER:HB2	1:E:269:SER:HB3	1.99	0.44
1:G:57:HIS:HE1	1:G:59:GLY:HA2	1.82	0.44
2:B:159:TYR:HD2	2:B:159:TYR:C	2.21	0.44
5:B:203:HOH:O	2:D:64:THR:CG2	2.65	0.44
1:C:296:LEU:HA	1:C:297:PRO:HD3	1.82	0.44
1:E:183:TRP:HZ3	1:E:238:THR:HG22	1.82	0.44
1:G:172:ILE:HG23	1:G:172:ILE:O	2.17	0.44
1:I:327:ILE:HG22	1:I:328:PRO:N	2.31	0.44
1:A:164:TYR:CZ	1:A:252:GLY:HA2	2.53	0.44
1:A:296:LEU:HA	1:A:297:PRO:HD3	1.82	0.44
2:B:86:ASP:HB3	2:D:62:GLN:HG3	1.98	0.44
1:E:267:ALA:C	5:E:703:HOH:O	2.56	0.44
1:K:78:THR:HG22	1:K:78:THR:O	2.18	0.44

*Continued on next page...*

*Continued from previous page...*

Atom-1	Atom-2	Interatomic distance (Å)	Clash overlap (Å)
1:K:113:SER:HB2	1:K:269:SER:HB3	1.98	0.44
1:A:183:TRP:HZ3	1:A:238:THR:HG22	1.82	0.44
2:F:159:TYR:CB	2:F:161:LYS:HE2	2.37	0.44
1:G:164:TYR:CZ	1:G:252:GLY:HA2	2.52	0.44
1:I:113:SER:HB2	1:I:269:SER:HB3	1.99	0.44
1:I:183:TRP:HZ3	1:I:238:THR:HG22	1.83	0.44
1:A:25:VAL:HG21	2:B:102:LEU:HD22	1.98	0.43
1:A:59:GLY:O	1:A:91:SER:HB3	2.17	0.43
1:C:70:ASN:OD1	1:C:71:PRO:HD2	2.18	0.43
1:G:50:LEU:HD23	1:G:50:LEU:HA	1.87	0.43
1:G:144:HIS:O	1:G:145:ALA:HB3	2.17	0.43
2:J:160:PRO:HG3	5:J:203:HOH:O	2.15	0.43
1:K:72:GLU:HG3	4:K:601:NAG:HN2	1.83	0.43
1:K:82:TRP:CZ2	1:K:114:VAL:HG13	2.53	0.43
1:A:312:TYR:HD2	2:B:89:LEU:HD13	1.82	0.43
1:G:113:SER:HB2	1:G:269:SER:HB3	1.99	0.43
1:I:164:TYR:CZ	1:I:252:GLY:HA2	2.53	0.43
2:J:121:LYS:HE2	2:J:121:LYS:HB3	1.76	0.43
1:A:57:HIS:HE1	1:A:59:GLY:HA2	1.84	0.43
1:C:172:ILE:HG23	1:C:172:ILE:O	2.18	0.43
1:E:59:GLY:O	1:E:91:SER:HB3	2.18	0.43
1:G:11:ILE:O	2:H:10:ILE:HD13	2.19	0.43
1:G:59:GLY:O	1:G:91:SER:HB3	2.17	0.43
1:K:141:ALA:O	1:K:227:ARG:NH1	2.51	0.43
1:C:113:SER:HB2	1:C:269:SER:HB3	2.00	0.43
1:C:144:HIS:O	1:C:145:ALA:HB3	2.18	0.43
1:G:22:VAL:HG21	1:G:321:ALA:HB2	2.00	0.43
1:I:22:VAL:HG21	1:I:321:ALA:HB2	2.01	0.43
1:C:122:ILE:HG23	1:C:123:PHE:N	2.33	0.43
1:C:266:ASN:ND2	1:C:266:ASN:O	2.50	0.43
1:G:176:GLY:C	5:G:708:HOH:O	2.44	0.43
2:B:159:TYR:CD2	2:B:159:TYR:C	2.92	0.43
2:H:158:ASP:C	2:H:160:PRO:HD3	2.39	0.43
1:I:50:LEU:HD23	1:I:50:LEU:HA	1.87	0.43
1:A:68:LEU:HD12	1:A:95:THR:HG22	2.01	0.43
1:A:327:ILE:HG22	1:A:328:PRO:N	2.34	0.43
1:E:104:TYR:CE2	1:E:108:ARG:HD2	2.54	0.43
1:K:104:TYR:CE2	1:K:108:ARG:HD2	2.53	0.43
1:A:58:LEU:CD2	1:A:63:ILE:HD13	2.45	0.43
1:A:276:THR:HA	1:A:277:PRO:HD3	1.85	0.43
1:C:136:LYS:HB2	1:C:158:VAL:HG21	2.01	0.43

*Continued on next page...*

*Continued from previous page...*

Atom-1	Atom-2	Interatomic distance (Å)	Clash overlap (Å)
1:C:141:ALA:O	1:C:227:ARG:NH1	2.52	0.43
1:C:155:ILE:HG22	1:C:157:LEU:HD13	2.01	0.43
1:C:183:TRP:HZ3	1:C:238:THR:HG22	1.82	0.43
1:E:164:TYR:CZ	1:E:252:GLY:HA2	2.54	0.43
1:E:324:LEU:HB3	2:F:111:HIS:CD2	2.54	0.43
1:E:327:ILE:HG21	2:F:13:GLY:H	1.81	0.43
1:I:136:LYS:HB2	1:I:158:VAL:HG21	2.01	0.43
1:K:7:ASP:O	2:L:140:PHE:HB2	2.19	0.43
1:K:13:TYR:CD2	2:L:6:ILE:HG12	2.54	0.43
1:K:22:VAL:HG21	1:K:321:ALA:HB2	2.01	0.43
1:K:159:LYS:NZ	1:K:199:GLN:HE21	2.16	0.43
1:K:189:SER:HB2	1:K:222:ILE:HD13	2.01	0.43
1:A:63:ILE:HG12	1:A:87:GLU:OE1	2.19	0.43
1:C:11:ILE:O	2:D:10:ILE:HD13	2.19	0.43
1:E:141:ALA:O	1:E:227:ARG:NH1	2.52	0.43
1:K:269:SER:HB3	5:K:702:HOH:O	2.19	0.43
1:A:104:TYR:CE2	1:A:108:ARG:HD2	2.54	0.42
1:A:141:ALA:O	1:A:227:ARG:NH1	2.51	0.42
1:A:268:GLY:O	2:B:63:PHE:HE2	2.01	0.42
1:C:314:LYS:HB2	1:C:314:LYS:HE3	1.80	0.42
1:E:12:GLY:N	5:E:706:HOH:O	2.51	0.42
1:I:141:ALA:O	1:I:227:ARG:NH1	2.52	0.42
1:K:16:ASN:CB	5:K:710:HOH:O	2.62	0.42
1:E:22:VAL:HG21	1:E:321:ALA:HB2	2.01	0.42
1:E:205:VAL:HG21	1:E:254:LEU:HD13	2.01	0.42
1:G:136:LYS:HB2	1:G:158:VAL:HG21	2.01	0.42
1:G:272:ILE:HD11	1:G:306:ILE:HD12	2.00	0.42
2:J:164:GLU:O	2:J:165:GLU:HG2	2.19	0.42
1:E:11:ILE:CD1	2:F:119:TYR:HA	2.44	0.42
1:K:50:LEU:HD21	1:K:306:ILE:HG22	2.02	0.42
3:M:1:NAG:C6	3:M:2:NAG:H82	2.49	0.42
3:N:1:NAG:H61	3:N:2:NAG:H2	2.01	0.42
1:A:53:VAL:H	1:A:53:VAL:HG23	1.51	0.42
2:B:58:LYS:CD	2:F:97:GLU:HB3	2.44	0.42
1:C:268:GLY:O	2:D:63:PHE:HE2	2.03	0.42
1:G:11:ILE:CD1	2:H:119:TYR:HA	2.49	0.42
1:G:68:LEU:HD12	1:G:95:THR:HG22	2.01	0.42
1:I:144:HIS:O	1:I:145:ALA:HB3	2.19	0.42
1:I:296:LEU:HA	1:I:297:PRO:HD3	1.82	0.42
1:K:227:ARG:HH22	4:K:601:NAG:HO3	1.55	0.42
1:K:327:ILE:HG22	1:K:328:PRO:N	2.34	0.42

*Continued on next page...*

*Continued from previous page...*

Atom-1	Atom-2	Interatomic distance (Å)	Clash overlap (Å)
1:C:104:TYR:CE2	1:C:108:ARG:HD2	2.54	0.42
1:C:159:LYS:NZ	1:C:199:GLN:HE21	2.17	0.42
1:E:136:LYS:HB2	1:E:158:VAL:HG21	2.02	0.42
1:G:55:PRO:HB3	1:G:84:TYR:CZ	2.55	0.42
1:G:327:ILE:HG22	1:G:328:PRO:N	2.33	0.42
1:I:59:GLY:O	1:I:91:SER:HB3	2.18	0.42
2:L:121:LYS:HE2	2:L:121:LYS:HB3	1.76	0.42
1:A:50:LEU:HB2	1:A:83:SER:HB2	2.02	0.42
1:C:55:PRO:HB3	1:C:84:TYR:CZ	2.54	0.42
1:C:327:ILE:HG22	1:C:328:PRO:N	2.35	0.42
1:E:63:ILE:HG12	1:E:87:GLU:OE1	2.20	0.42
1:E:266:ASN:ND2	1:E:266:ASN:O	2.52	0.42
1:E:276:THR:HA	1:E:277:PRO:HD3	1.85	0.42
2:F:121:LYS:HB3	2:F:121:LYS:HE2	1.76	0.42
1:G:195:GLN:HA	1:G:198:TYR:O	2.20	0.42
1:A:155:ILE:HG22	1:A:157:LEU:HD13	2.01	0.42
1:E:55:PRO:HB3	1:E:84:TYR:CZ	2.55	0.42
1:K:14:HIS:CG	1:K:15:ALA:N	2.88	0.42
1:K:136:LYS:HB2	1:K:158:VAL:HG21	2.01	0.42
1:A:55:PRO:HB3	1:A:84:TYR:CZ	2.54	0.42
2:D:145:ASP:HB2	5:D:208:HOH:O	2.18	0.42
1:G:189:SER:HB2	1:G:222:ILE:HD13	2.02	0.42
1:E:155:ILE:HG22	1:E:157:LEU:HD23	2.01	0.42
1:E:189:SER:HB2	1:E:222:ILE:HD13	2.02	0.42
1:G:63:ILE:HG12	1:G:87:GLU:OE1	2.19	0.42
1:G:72:GLU:HG3	1:G:93:ASN:HD22	1.84	0.42
1:C:109:GLU:OE1	5:C:715:HOH:O	2.21	0.42
1:E:53:VAL:HG12	1:E:54:ALA:O	2.20	0.42
1:G:137:GLY:HA3	1:G:156:TRP:HB3	2.02	0.42
1:G:159:LYS:NZ	1:G:199:GLN:HE21	2.18	0.42
1:G:266:ASN:ND2	1:G:266:ASN:O	2.49	0.42
1:G:309:CYS:O	2:H:61:THR:HG21	2.20	0.42
1:K:296:LEU:HA	1:K:297:PRO:HD3	1.84	0.42
2:L:20:GLY:HA3	2:L:36:ALA:HB1	2.02	0.42
1:A:136:LYS:HB2	1:A:158:VAL:HG21	2.02	0.41
1:A:178:GLU:OE1	1:A:265:ARG:NH1	2.52	0.41
1:E:7:ASP:O	2:F:140:PHE:HB2	2.20	0.41
1:I:172:ILE:O	1:I:172:ILE:HG23	2.18	0.41
1:K:53:VAL:HG12	1:K:54:ALA:O	2.20	0.41
3:M:1:NAG:H61	3:M:2:NAG:C8	2.48	0.41
1:C:178:GLU:OE1	1:C:265:ARG:NH1	2.53	0.41

*Continued on next page...*



*Continued from previous page...*

Atom-1	Atom-2	Interatomic distance (Å)	Clash overlap (Å)
2:F:72:HIS:CD2	2:F:73:LEU:HG	2.55	0.41
1:G:178:GLU:OE1	1:G:265:ARG:NH1	2.53	0.41
1:G:307:GLY:HA2	2:H:63:PHE:CD1	2.55	0.41
1:G:325:ARG:C	5:G:713:HOH:O	2.59	0.41
1:I:55:PRO:HB3	1:I:84:TYR:CZ	2.55	0.41
2:J:159:TYR:N	2:J:160:PRO:HD3	2.35	0.41
2:B:2:LEU:O	2:D:113:SER:OG	2.30	0.41
1:C:70:ASN:HA	1:C:71:PRO:HD3	1.94	0.41
1:G:314:LYS:HB2	1:G:314:LYS:HE3	1.79	0.41
2:H:88:PHE:CZ	2:L:87:GLY:HA3	2.56	0.41
1:I:189:SER:HB2	1:I:222:ILE:HD13	2.02	0.41
2:J:70:PHE:HB3	2:J:74:GLU:HB2	2.02	0.41
1:K:8:THR:CA	2:L:138:PHE:O	2.67	0.41
1:A:159:LYS:NZ	1:A:199:GLN:HE21	2.17	0.41
1:C:137:GLY:HA3	1:C:156:TRP:HB3	2.02	0.41
2:F:160:PRO:C	5:F:207:HOH:O	2.49	0.41
1:G:141:ALA:O	1:G:227:ARG:NH1	2.52	0.41
1:G:296:LEU:HA	1:G:297:PRO:HD3	1.83	0.41
1:K:63:ILE:HG12	1:K:87:GLU:OE1	2.20	0.41
1:K:155:ILE:HG22	1:K:157:LEU:HD23	2.01	0.41
1:A:24:THR:HG22	2:B:104:ASN:HB3	2.02	0.41
2:B:51:LYS:CG	1:E:25:VAL:HG12	2.41	0.41
1:E:159:LYS:NZ	1:E:199:GLN:HE21	2.18	0.41
1:E:167:LEU:HD23	1:E:167:LEU:O	2.21	0.41
1:G:70:ASN:OD1	1:G:71:PRO:HD2	2.21	0.41
1:I:48:CYS:HB3	1:I:281:CYS:O	2.21	0.41
1:I:200:ASN:HB3	5:I:709:HOH:O	2.20	0.41
1:A:137:GLY:HA3	1:A:156:TRP:HB3	2.02	0.41
2:B:20:GLY:HA3	2:B:36:ALA:HB1	2.03	0.41
2:B:60:ASN:O	1:E:314:LYS:NZ	2.49	0.41
2:B:160:PRO:HD2	2:B:161:LYS:HD2	2.02	0.41
2:D:158:ASP:OD2	2:D:159:TYR:N	2.54	0.41
1:E:302:HIS:HA	1:E:303:PRO:HD3	1.79	0.41
2:H:72:HIS:CD2	2:H:73:LEU:HG	2.55	0.41
1:I:282:ASN:OD1	1:I:282:ASN:N	2.53	0.41
1:K:302:HIS:HA	1:K:303:PRO:HD3	1.79	0.41
1:C:22:VAL:HG21	1:C:321:ALA:HB2	2.02	0.41
2:F:162:TYR:HD1	5:F:207:HOH:O	2.03	0.41
1:I:283:THR:OG1	1:I:291:ALA:HB1	2.20	0.41
1:K:148:LYS:CA	5:K:712:HOH:O	2.48	0.41
1:K:266:ASN:ND2	1:K:266:ASN:O	2.51	0.41

*Continued on next page...*



*Continued from previous page...*

Atom-1	Atom-2	Interatomic distance (Å)	Clash overlap (Å)
1:A:53:VAL:HG12	1:A:54:ALA:O	2.21	0.41
1:E:283:THR:OG1	1:E:291:ALA:HB1	2.21	0.41
1:E:314:LYS:HB2	1:E:314:LYS:HE3	1.80	0.41
1:I:63:ILE:HG12	1:I:87:GLU:OE1	2.19	0.41
1:I:292:ILE:CG2	1:I:294:THR:HG22	2.51	0.41
1:K:55:PRO:HB3	1:K:84:TYR:CZ	2.56	0.41
1:K:133:ASP:CG	5:K:719:HOH:O	2.56	0.41
1:K:307:GLY:C	5:K:709:HOH:O	2.59	0.41
1:C:14:HIS:CG	1:C:15:ALA:N	2.89	0.41
1:C:49:LYS:HD3	1:C:54:ALA:HB2	2.03	0.41
1:C:63:ILE:HG13	1:C:108:ARG:HG2	2.01	0.41
1:E:63:ILE:HG13	1:E:108:ARG:HG2	2.03	0.41
1:E:82:TRP:CZ2	1:E:114:VAL:HG13	2.55	0.41
1:E:172:ILE:HG23	1:E:172:ILE:O	2.21	0.41
1:E:324:LEU:HD23	1:E:324:LEU:H	1.86	0.41
2:F:151:SER:O	2:F:157:TYR:N	2.54	0.41
1:G:53:VAL:HG12	1:G:54:ALA:O	2.20	0.41
1:G:155:ILE:HG22	1:G:157:LEU:HD13	2.02	0.41
2:H:142:HIS:CE1	2:H:161:LYS:HZ2	2.39	0.41
1:I:155:ILE:HG22	1:I:157:LEU:HD13	2.03	0.41
2:B:28:ASN:HD22	2:B:28:ASN:H	1.69	0.41
1:E:14:HIS:CG	1:E:15:ALA:N	2.89	0.41
1:E:292:ILE:CG2	1:E:294:THR:HG22	2.49	0.41
1:I:25:VAL:CG2	2:J:102:LEU:HD12	2.49	0.41
1:I:70:ASN:OD1	1:I:71:PRO:HD2	2.21	0.41
1:I:178:GLU:OE1	1:I:265:ARG:NH1	2.54	0.41
1:K:297:PRO:HG3	2:L:56:ILE:HA	2.03	0.41
1:C:53:VAL:CG2	1:C:82:TRP:HA	2.51	0.40
1:E:271:ILE:C	5:E:705:HOH:O	2.51	0.40
2:F:161:LYS:C	5:F:207:HOH:O	2.57	0.40
1:G:283:THR:OG1	1:G:291:ALA:HB1	2.21	0.40
1:I:50:LEU:CD1	1:I:306:ILE:HG22	2.42	0.40
1:K:13:TYR:CD2	2:L:115:VAL:HG21	2.56	0.40
1:K:312:TYR:CD2	2:L:89:LEU:HD13	2.56	0.40
1:A:22:VAL:HG21	1:A:321:ALA:HB2	2.02	0.40
1:A:70:ASN:OD1	1:A:71:PRO:HD2	2.21	0.40
1:G:60:LYS:HE3	1:G:60:LYS:HB2	1.88	0.40
1:I:195:GLN:HE21	1:I:195:GLN:HB2	1.70	0.40
1:K:314:LYS:HE3	1:K:314:LYS:HB2	1.79	0.40
2:L:28:ASN:H	2:L:28:ASN:HD22	1.69	0.40
1:A:48:CYS:HB3	1:A:281:CYS:O	2.21	0.40

*Continued on next page...*

Continued from previous page...

Atom-1	Atom-2	Interatomic distance (Å)	Clash overlap (Å)
2:B:70:PHE:HB3	2:B:74:GLU:HB2	2.03	0.40
1:C:189:SER:HB2	1:C:222:ILE:HD13	2.02	0.40
1:E:178:GLU:OE1	1:E:265:ARG:NH1	2.55	0.40
1:G:276:THR:HA	1:G:277:PRO:HD3	1.84	0.40
2:H:20:GLY:HA3	2:H:36:ALA:HB1	2.03	0.40
1:I:212:TYR:O	5:I:708:HOH:O	2.22	0.40
2:J:129:ASN:OD1	2:J:161:LYS:HB3	2.21	0.40
1:K:58:LEU:CD1	1:K:63:ILE:HD13	2.46	0.40
1:K:324:LEU:HD23	1:K:324:LEU:H	1.87	0.40
1:E:70:ASN:OD1	1:E:71:PRO:HD2	2.21	0.40
1:I:58:LEU:CD1	1:I:63:ILE:HD13	2.46	0.40
1:I:297:PRO:HG3	2:J:56:ILE:HA	2.04	0.40
1:K:13:TYR:CZ	2:L:6:ILE:HG23	2.56	0.40
2:L:72:HIS:CD2	2:L:73:LEU:HG	2.57	0.40
2:B:129:ASN:ND2	2:B:159:TYR:CE2	2.86	0.40
1:G:104:TYR:CE2	1:G:108:ARG:HD2	2.55	0.40
1:I:104:TYR:CE2	1:I:108:ARG:HD2	2.56	0.40
1:K:9:LEU:CD1	2:L:152:VAL:HG11	2.49	0.40

All (5) symmetry-related close contacts are listed below. The label for Atom-2 includes the symmetry operator and encoded unit-cell translations to be applied.

Atom-1	Atom-2	Interatomic distance (Å)	Clash overlap (Å)
1:C:76:LEU:CG	1:E:225:LYS:CE[1_455]	1.33	0.87
1:C:76:LEU:CG	1:E:225:LYS:NZ[1_455]	1.38	0.82
1:C:76:LEU:CD1	1:E:225:LYS:NZ[1_455]	1.73	0.47
1:C:76:LEU:CD2	1:E:225:LYS:CE[1_455]	1.86	0.34
1:E:279:HIS:NE2	5:I:710:HOH:O[1_655]	2.17	0.03

## 5.3 Torsion angles ⓘ

### 5.3.1 Protein backbone ⓘ

In the following table, the Percentiles column shows the percent Ramachandran outliers of the chain as a percentile score with respect to all X-ray entries followed by that with respect to entries of similar resolution.

The Analysed column shows the number of residues for which the backbone conformation was analysed, and the total number of residues.

Mol	Chain	Analysed	Favoured	Allowed	Outliers	Percentiles	
1	A	321/323 (99%)	304 (95%)	16 (5%)	1 (0%)	41	76
1	C	320/323 (99%)	300 (94%)	19 (6%)	1 (0%)	41	76
1	E	319/323 (99%)	300 (94%)	19 (6%)	0	100	100
1	G	320/323 (99%)	299 (93%)	21 (7%)	0	100	100
1	I	320/323 (99%)	299 (93%)	21 (7%)	0	100	100
1	K	320/323 (99%)	303 (95%)	17 (5%)	0	100	100
2	B	160/166 (96%)	151 (94%)	9 (6%)	0	100	100
2	D	162/166 (98%)	149 (92%)	10 (6%)	3 (2%)	8	36
2	F	159/166 (96%)	150 (94%)	9 (6%)	0	100	100
2	H	160/166 (96%)	150 (94%)	9 (6%)	1 (1%)	25	64
2	J	164/166 (99%)	151 (92%)	13 (8%)	0	100	100
2	L	159/166 (96%)	149 (94%)	10 (6%)	0	100	100
All	All	2884/2934 (98%)	2705 (94%)	173 (6%)	6 (0%)	47	82

All (6) Ramachandran outliers are listed below:

Mol	Chain	Res	Type
2	D	159	TYR
2	D	160	PRO
2	H	160	PRO
1	C	75	SER
2	D	161	LYS
1	A	52	GLY

### 5.3.2 Protein sidechains ⓘ

In the following table, the Percentiles column shows the percent sidechain outliers of the chain as a percentile score with respect to all X-ray entries followed by that with respect to entries of similar resolution.

The Analysed column shows the number of residues for which the sidechain conformation was analysed, and the total number of residues.

Mol	Chain	Analysed	Rotameric	Outliers	Percentiles	
1	A	283/284 (100%)	259 (92%)	24 (8%)	10	38
1	C	283/284 (100%)	262 (93%)	21 (7%)	13	44
1	E	282/284 (99%)	261 (93%)	21 (7%)	13	44

*Continued on next page...*

*Continued from previous page...*

Mol	Chain	Analysed	Rotameric	Outliers	Percentiles	
1	G	282/284 (99%)	262 (93%)	20 (7%)	14	46
1	I	283/284 (100%)	259 (92%)	24 (8%)	10	38
1	K	283/284 (100%)	260 (92%)	23 (8%)	11	40
2	B	139/142 (98%)	129 (93%)	10 (7%)	14	45
2	D	140/142 (99%)	127 (91%)	13 (9%)	9	33
2	F	139/142 (98%)	128 (92%)	11 (8%)	12	41
2	H	139/142 (98%)	132 (95%)	7 (5%)	24	60
2	J	142/142 (100%)	130 (92%)	12 (8%)	10	38
2	L	139/142 (98%)	127 (91%)	12 (9%)	10	37
All	All	2534/2556 (99%)	2336 (92%)	198 (8%)	12	42

All (198) residues with a non-rotameric sidechain are listed below:

Mol	Chain	Res	Type
1	A	6	ARG
1	A	7	ASP
1	A	8	THR
1	A	37	ASN
1	A	42	LYS
1	A	44	ASN
1	A	50	LEU
1	A	58	LEU
1	A	107	LEU
1	A	111	LEU
1	A	118	GLU
1	A	119	ARG
1	A	157	LEU
1	A	167	LEU
1	A	190	THR
1	A	195	GLN
1	A	198	TYR
1	A	211	ARG
1	A	240	VAL
1	A	265	ARG
1	A	266	ASN
1	A	305	THR
1	A	316	THR
1	A	324	LEU
2	B	22	TYR

*Continued on next page...*

*Continued from previous page...*

Mol	Chain	Res	Type
2	B	28	ASN
2	B	38	LEU
2	B	57	GLU
2	B	80	LEU
2	B	126	LEU
2	B	158	ASP
2	B	159	TYR
2	B	161	LYS
2	B	162	TYR
1	C	26	LEU
1	C	37	ASN
1	C	42	LYS
1	C	44	ASN
1	C	50	LEU
1	C	53	VAL
1	C	67	ILE
1	C	76	LEU
1	C	111	LEU
1	C	118	GLU
1	C	157	LEU
1	C	167	LEU
1	C	190	THR
1	C	195	GLN
1	C	198	TYR
1	C	211	ARG
1	C	265	ARG
1	C	266	ASN
1	C	305	THR
1	C	316	THR
1	C	324	LEU
2	D	22	TYR
2	D	28	ASN
2	D	38	LEU
2	D	57	GLU
2	D	66	VAL
2	D	80	LEU
2	D	98	LEU
2	D	102	LEU
2	D	126	LEU
2	D	158	ASP
2	D	161	LYS
2	D	162	TYR

*Continued on next page...*

*Continued from previous page...*

Mol	Chain	Res	Type
2	D	164	GLU
1	E	9	LEU
1	E	32	VAL
1	E	37	ASN
1	E	42	LYS
1	E	44	ASN
1	E	47	LEU
1	E	76	LEU
1	E	111	LEU
1	E	114	VAL
1	E	118	GLU
1	E	119	ARG
1	E	167	LEU
1	E	190	THR
1	E	195	GLN
1	E	198	TYR
1	E	211	ARG
1	E	265	ARG
1	E	266	ASN
1	E	305	THR
1	E	316	THR
1	E	324	LEU
2	F	2	LEU
2	F	22	TYR
2	F	28	ASN
2	F	57	GLU
2	F	66	VAL
2	F	80	LEU
2	F	98	LEU
2	F	102	LEU
2	F	126	LEU
2	F	159	TYR
2	F	161	LYS
1	G	37	ASN
1	G	42	LYS
1	G	44	ASN
1	G	58	LEU
1	G	107	LEU
1	G	111	LEU
1	G	118	GLU
1	G	119	ARG
1	G	157	LEU

*Continued on next page...*

*Continued from previous page...*

Mol	Chain	Res	Type
1	G	167	LEU
1	G	190	THR
1	G	195	GLN
1	G	198	TYR
1	G	211	ARG
1	G	240	VAL
1	G	265	ARG
1	G	266	ASN
1	G	305	THR
1	G	316	THR
1	G	324	LEU
2	H	22	TYR
2	H	28	ASN
2	H	38	LEU
2	H	57	GLU
2	H	80	LEU
2	H	126	LEU
2	H	161	LYS
1	I	26	LEU
1	I	37	ASN
1	I	42	LYS
1	I	44	ASN
1	I	53	VAL
1	I	74	GLU
1	I	77	SER
1	I	78	THR
1	I	80	SER
1	I	81	SER
1	I	111	LEU
1	I	118	GLU
1	I	119	ARG
1	I	157	LEU
1	I	167	LEU
1	I	190	THR
1	I	195	GLN
1	I	198	TYR
1	I	211	ARG
1	I	265	ARG
1	I	266	ASN
1	I	305	THR
1	I	316	THR
1	I	324	LEU

*Continued on next page...*

*Continued from previous page...*

Mol	Chain	Res	Type
2	J	22	TYR
2	J	28	ASN
2	J	38	LEU
2	J	57	GLU
2	J	66	VAL
2	J	80	LEU
2	J	98	LEU
2	J	102	LEU
2	J	126	LEU
2	J	158	ASP
2	J	161	LYS
2	J	163	SER
1	K	9	LEU
1	K	32	VAL
1	K	37	ASN
1	K	42	LYS
1	K	44	ASN
1	K	47	LEU
1	K	49	LYS
1	K	50	LEU
1	K	76	LEU
1	K	111	LEU
1	K	114	VAL
1	K	118	GLU
1	K	119	ARG
1	K	167	LEU
1	K	190	THR
1	K	195	GLN
1	K	198	TYR
1	K	211	ARG
1	K	265	ARG
1	K	266	ASN
1	K	305	THR
1	K	316	THR
1	K	324	LEU
2	L	2	LEU
2	L	22	TYR
2	L	28	ASN
2	L	57	GLU
2	L	66	VAL
2	L	80	LEU
2	L	98	LEU

*Continued on next page...*



*Continued from previous page...*

Mol	Chain	Res	Type
2	L	102	LEU
2	L	126	LEU
2	L	159	TYR
2	L	161	LYS
2	L	162	TYR

Sometimes sidechains can be flipped to improve hydrogen bonding and reduce clashes. All (104) such sidechains are listed below:

Mol	Chain	Res	Type
1	A	14	HIS
1	A	37	ASN
1	A	44	ASN
1	A	132	HIS
1	A	144	HIS
1	A	162	ASN
1	A	194	GLN
1	A	195	GLN
1	A	199	GLN
1	A	253	ASN
1	A	266	ASN
1	A	279	HIS
2	B	28	ASN
2	B	30	GLN
2	B	60	ASN
2	B	125	GLN
2	B	129	ASN
2	B	142	HIS
2	B	146	ASN
1	C	14	HIS
1	C	37	ASN
1	C	44	ASN
1	C	132	HIS
1	C	162	ASN
1	C	194	GLN
1	C	195	GLN
1	C	199	GLN
1	C	253	ASN
1	C	266	ASN
1	C	279	HIS
2	D	28	ASN
2	D	30	GLN
2	D	60	ASN

*Continued on next page...*

*Continued from previous page...*

Mol	Chain	Res	Type
2	D	125	GLN
2	D	129	ASN
2	D	146	ASN
1	E	37	ASN
1	E	44	ASN
1	E	132	HIS
1	E	144	HIS
1	E	162	ASN
1	E	194	GLN
1	E	195	GLN
1	E	199	GLN
1	E	253	ASN
1	E	266	ASN
1	E	279	HIS
2	F	28	ASN
2	F	30	GLN
2	F	60	ASN
2	F	125	GLN
2	F	129	ASN
2	F	146	ASN
1	G	14	HIS
1	G	37	ASN
1	G	44	ASN
1	G	132	HIS
1	G	144	HIS
1	G	162	ASN
1	G	194	GLN
1	G	195	GLN
1	G	199	GLN
1	G	253	ASN
1	G	266	ASN
1	G	279	HIS
2	H	28	ASN
2	H	30	GLN
2	H	60	ASN
2	H	125	GLN
2	H	142	HIS
2	H	146	ASN
1	I	14	HIS
1	I	37	ASN
1	I	44	ASN
1	I	132	HIS

*Continued on next page...*

*Continued from previous page...*

Mol	Chain	Res	Type
1	I	162	ASN
1	I	194	GLN
1	I	195	GLN
1	I	199	GLN
1	I	253	ASN
1	I	266	ASN
1	I	279	HIS
2	J	28	ASN
2	J	30	GLN
2	J	60	ASN
2	J	125	GLN
2	J	129	ASN
2	J	146	ASN
1	K	37	ASN
1	K	44	ASN
1	K	132	HIS
1	K	144	HIS
1	K	162	ASN
1	K	194	GLN
1	K	195	GLN
1	K	199	GLN
1	K	253	ASN
1	K	266	ASN
1	K	279	HIS
2	L	28	ASN
2	L	30	GLN
2	L	60	ASN
2	L	125	GLN
2	L	146	ASN

### 5.3.3 RNA ⓘ

There are no RNA molecules in this entry.

### 5.4 Non-standard residues in protein, DNA, RNA chains ⓘ

There are no non-standard protein/DNA/RNA residues in this entry.

### 5.5 Carbohydrates ⓘ

6 monosaccharides are modelled in this entry.

In the following table, the Counts columns list the number of bonds (or angles) for which Mogul statistics could be retrieved, the number of bonds (or angles) that are observed in the model and the number of bonds (or angles) that are defined in the Chemical Component Dictionary. The Link column lists molecule types, if any, to which the group is linked. The Z score for a bond length (or angle) is the number of standard deviations the observed value is removed from the expected value. A bond length (or angle) with  $|Z| > 2$  is considered an outlier worth inspection. RMSZ is the root-mean-square of all Z scores of the bond lengths (or angles).

Mol	Type	Chain	Res	Link	Bond lengths			Bond angles		
					Counts	RMSZ	$\# Z  > 2$	Counts	RMSZ	$\# Z  > 2$
3	NAG	M	1	1,3	14,14,15	0.67	0	17,19,21	1.95	2 (11%)
3	NAG	M	2	3	14,14,15	0.47	0	17,19,21	2.07	5 (29%)
3	NAG	N	1	1,3	14,14,15	0.94	1 (7%)	17,19,21	1.97	6 (35%)
3	NAG	N	2	3	14,14,15	0.50	0	17,19,21	1.35	2 (11%)
3	NAG	O	1	1,3	14,14,15	0.85	1 (7%)	17,19,21	2.26	5 (29%)
3	NAG	O	2	3	14,14,15	0.63	0	17,19,21	0.89	1 (5%)

In the following table, the Chirals column lists the number of chiral outliers, the number of chiral centers analysed, the number of these observed in the model and the number defined in the Chemical Component Dictionary. Similar counts are reported in the Torsion and Rings columns. '-' means no outliers of that kind were identified.

Mol	Type	Chain	Res	Link	Chirals	Torsions	Rings
3	NAG	M	1	1,3	-	2/6/23/26	0/1/1/1
3	NAG	M	2	3	-	2/6/23/26	0/1/1/1
3	NAG	N	1	1,3	-	0/6/23/26	0/1/1/1
3	NAG	N	2	3	-	1/6/23/26	0/1/1/1
3	NAG	O	1	1,3	-	4/6/23/26	0/1/1/1
3	NAG	O	2	3	-	2/6/23/26	0/1/1/1

All (2) bond length outliers are listed below:

Mol	Chain	Res	Type	Atoms	Z	Observed(Å)	Ideal(Å)
3	N	1	NAG	C1-C2	3.25	1.56	1.52
3	O	1	NAG	C1-C2	2.54	1.55	1.52

All (21) bond angle outliers are listed below:

Mol	Chain	Res	Type	Atoms	Z	Observed(°)	Ideal(°)
3	O	1	NAG	C1-O5-C5	6.75	121.23	112.19
3	M	2	NAG	C2-N2-C7	-6.28	114.49	122.90
3	M	1	NAG	C2-N2-C7	-5.17	115.98	122.90

*Continued on next page...*

*Continued from previous page...*

Mol	Chain	Res	Type	Atoms	Z	Observed(°)	Ideal(°)
3	M	1	NAG	C1-O5-C5	5.05	118.95	112.19
3	N	1	NAG	C1-O5-C5	4.16	117.75	112.19
3	N	2	NAG	C1-O5-C5	-3.73	107.19	112.19
3	N	1	NAG	C4-C3-C2	-3.69	105.60	111.02
3	O	1	NAG	C4-C3-C2	3.41	116.01	111.02
3	N	1	NAG	C2-N2-C7	-3.21	118.59	122.90
3	M	2	NAG	C1-O5-C5	2.84	115.99	112.19
3	N	1	NAG	O4-C4-C3	2.56	116.42	110.38
3	O	2	NAG	C2-N2-C7	-2.55	119.48	122.90
3	O	1	NAG	O4-C4-C3	-2.53	104.42	110.38
3	N	1	NAG	O4-C4-C5	2.38	115.18	109.32
3	N	1	NAG	C3-C4-C5	-2.35	105.97	110.23
3	M	2	NAG	C1-C2-N2	2.32	114.09	110.43
3	N	2	NAG	O5-C5-C6	2.32	112.17	107.66
3	O	1	NAG	C2-N2-C7	-2.29	119.83	122.90
3	O	1	NAG	O3-C3-C2	2.24	114.06	109.40
3	M	2	NAG	O5-C5-C6	2.17	111.89	107.66
3	M	2	NAG	C4-C3-C2	-2.07	107.99	111.02

There are no chirality outliers.

All (11) torsion outliers are listed below:

Mol	Chain	Res	Type	Atoms
3	M	2	NAG	O5-C5-C6-O6
3	M	2	NAG	C4-C5-C6-O6
3	O	1	NAG	O5-C5-C6-O6
3	O	1	NAG	C4-C5-C6-O6
3	O	1	NAG	C8-C7-N2-C2
3	M	1	NAG	C8-C7-N2-C2
3	O	1	NAG	O7-C7-N2-C2
3	M	1	NAG	O7-C7-N2-C2
3	O	2	NAG	C8-C7-N2-C2
3	O	2	NAG	O7-C7-N2-C2
3	N	2	NAG	O5-C5-C6-O6

There are no ring outliers.

6 monomers are involved in 17 short contacts:

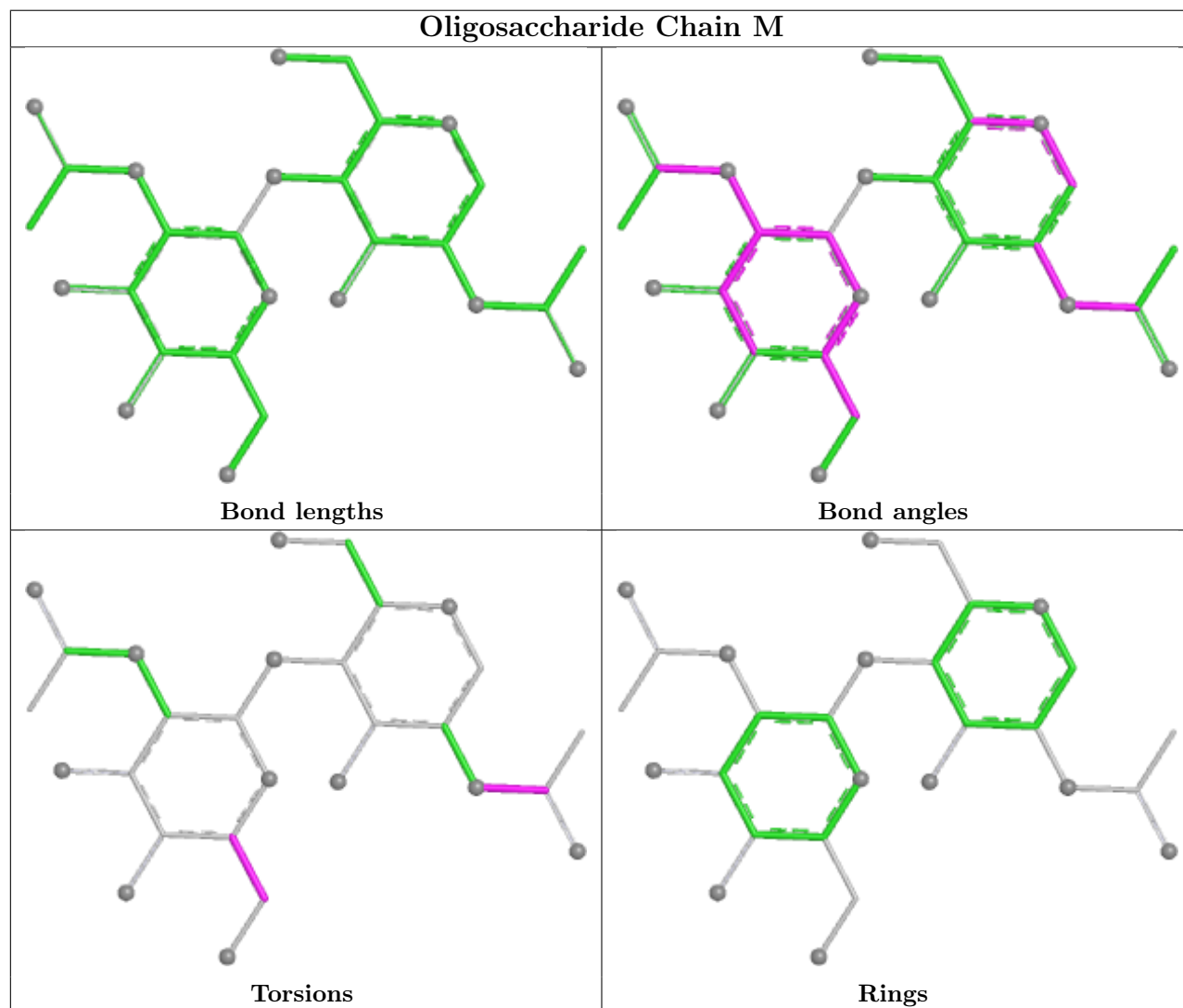
Mol	Chain	Res	Type	Clashes	Symm-Clashes
3	N	2	NAG	3	0
3	N	1	NAG	4	0

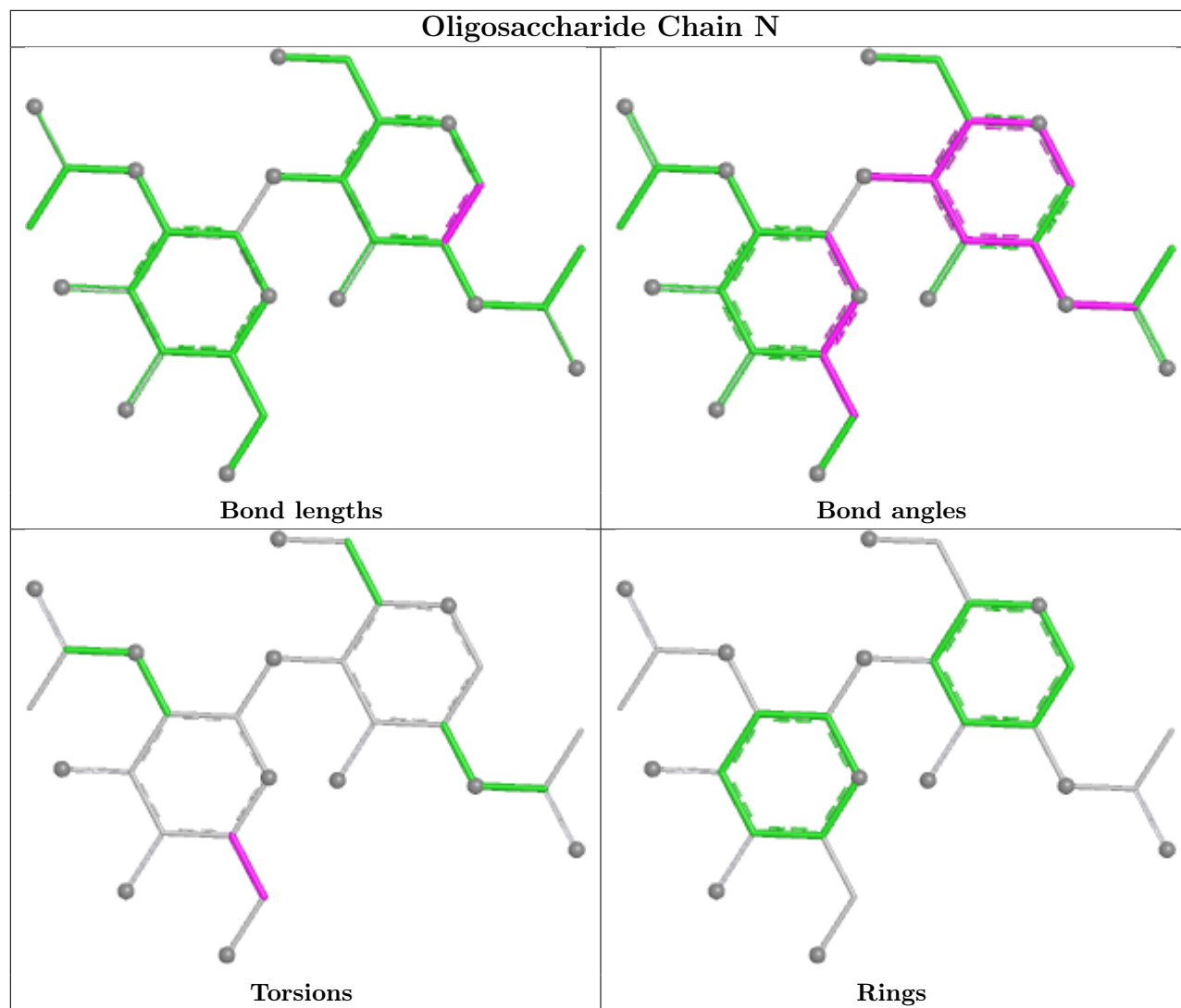
*Continued on next page...*

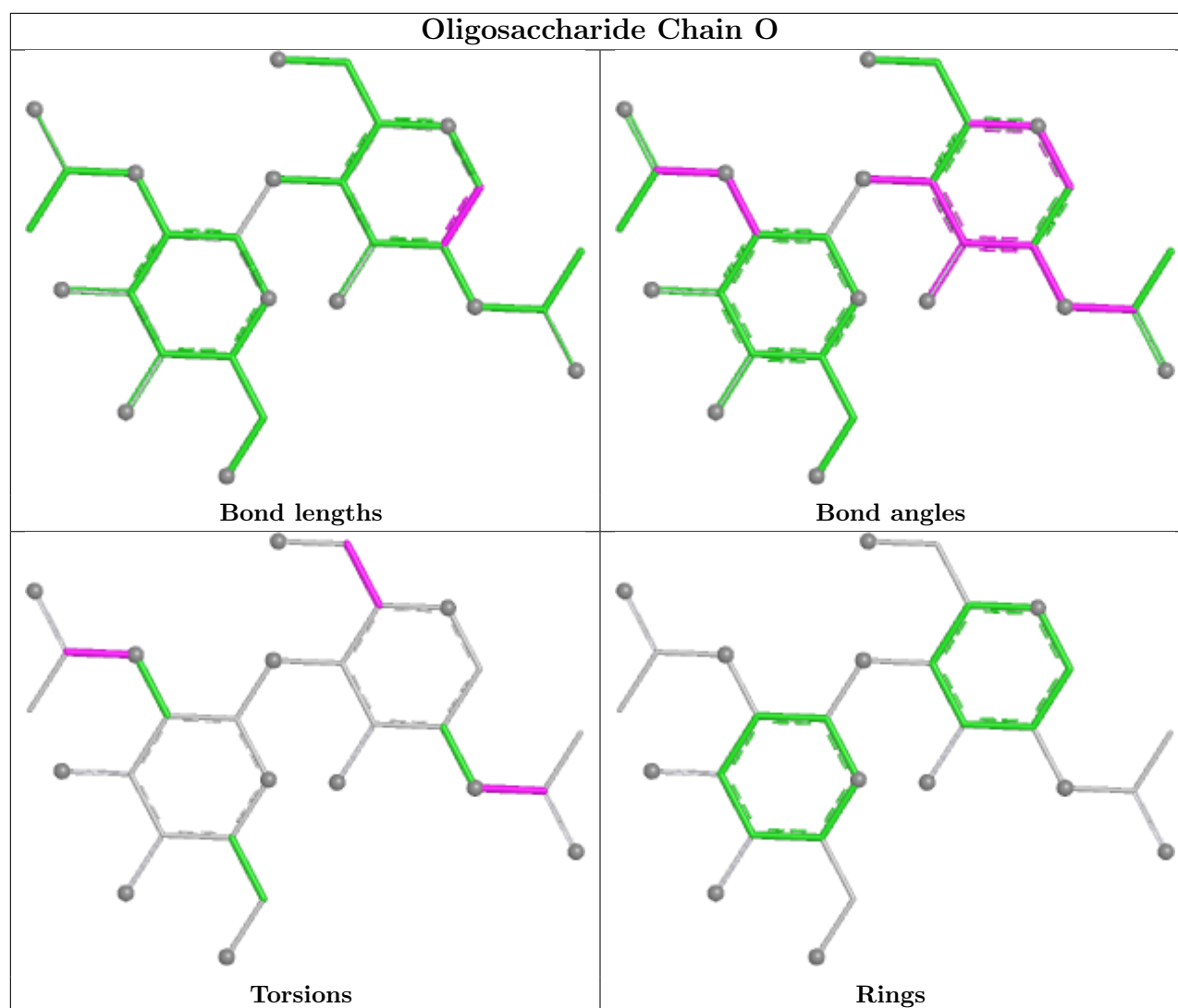
*Continued from previous page...*

Mol	Chain	Res	Type	Clashes	Symm-Clashes
3	O	2	NAG	2	0
3	O	1	NAG	7	0
3	M	1	NAG	6	0
3	M	2	NAG	5	0

The following is a two-dimensional graphical depiction of Mogul quality analysis of bond lengths, bond angles, torsion angles, and ring geometry for oligosaccharide.







## 5.6 Ligand geometry [i](#)

6 ligands are modelled in this entry.

In the following table, the Counts columns list the number of bonds (or angles) for which Mogul statistics could be retrieved, the number of bonds (or angles) that are observed in the model and the number of bonds (or angles) that are defined in the Chemical Component Dictionary. The Link column lists molecule types, if any, to which the group is linked. The Z score for a bond length (or angle) is the number of standard deviations the observed value is removed from the expected value. A bond length (or angle) with  $|Z| > 2$  is considered an outlier worth inspection. RMSZ is the root-mean-square of all Z scores of the bond lengths (or angles).

Mol	Type	Chain	Res	Link	Bond lengths			Bond angles		
					Counts	RMSZ	$\# Z  > 2$	Counts	RMSZ	$\# Z  > 2$
4	NAG	A	601	1	14,14,15	0.66	1 (7%)	17,19,21	2.64	4 (23%)
4	NAG	I	603	1	14,14,15	0.82	1 (7%)	17,19,21	2.40	4 (23%)
4	NAG	C	601	1	14,14,15	0.66	0	17,19,21	1.90	4 (23%)



Mol	Type	Chain	Res	Link	Bond lengths			Bond angles		
					Counts	RMSZ	# Z  > 2	Counts	RMSZ	# Z  > 2
4	NAG	E	601	1	14,14,15	0.79	1 (7%)	17,19,21	1.17	1 (5%)
4	NAG	G	601	1	14,14,15	0.51	0	17,19,21	1.44	3 (17%)
4	NAG	K	601	1	14,14,15	0.44	0	17,19,21	2.34	2 (11%)

In the following table, the Chirals column lists the number of chiral outliers, the number of chiral centers analysed, the number of these observed in the model and the number defined in the Chemical Component Dictionary. Similar counts are reported in the Torsion and Rings columns. '-' means no outliers of that kind were identified.

Mol	Type	Chain	Res	Link	Chirals	Torsions	Rings
4	NAG	A	601	1	-	1/6/23/26	0/1/1/1
4	NAG	I	603	1	-	2/6/23/26	0/1/1/1
4	NAG	C	601	1	-	0/6/23/26	0/1/1/1
4	NAG	E	601	1	-	0/6/23/26	0/1/1/1
4	NAG	G	601	1	-	4/6/23/26	0/1/1/1
4	NAG	K	601	1	-	4/6/23/26	0/1/1/1

All (3) bond length outliers are listed below:

Mol	Chain	Res	Type	Atoms	Z	Observed(Å)	Ideal(Å)
4	I	603	NAG	C1-C2	2.73	1.56	1.52
4	E	601	NAG	C1-C2	2.28	1.55	1.52
4	A	601	NAG	C1-C2	2.00	1.55	1.52

All (18) bond angle outliers are listed below:

Mol	Chain	Res	Type	Atoms	Z	Observed(°)	Ideal(°)
4	K	601	NAG	C2-N2-C7	-8.46	111.56	122.90
4	A	601	NAG	C1-O5-C5	8.04	122.96	112.19
4	I	603	NAG	C1-O5-C5	7.27	121.94	112.19
4	A	601	NAG	O5-C1-C2	4.63	118.45	111.29
4	C	601	NAG	C1-O5-C5	4.16	117.75	112.19
4	A	601	NAG	C2-N2-C7	-4.09	117.42	122.90
4	G	601	NAG	C1-O5-C5	4.02	117.58	112.19
4	I	603	NAG	C4-C3-C2	-4.01	105.14	111.02
4	C	601	NAG	O5-C1-C2	3.57	116.81	111.29
4	C	601	NAG	C4-C3-C2	3.54	116.21	111.02
4	K	601	NAG	O5-C5-C6	2.99	113.48	107.66
4	G	601	NAG	O5-C1-C2	2.68	115.44	111.29
4	C	601	NAG	C3-C4-C5	2.59	114.93	110.23
4	E	601	NAG	C2-N2-C7	-2.58	119.44	122.90

*Continued on next page...*

*Continued from previous page...*

Mol	Chain	Res	Type	Atoms	Z	Observed(°)	Ideal(°)
4	I	603	NAG	C3-C4-C5	-2.33	106.01	110.23
4	I	603	NAG	O5-C1-C2	2.30	114.86	111.29
4	A	601	NAG	C6-C5-C4	-2.26	107.46	113.02
4	G	601	NAG	C4-C3-C2	2.08	114.06	111.02

There are no chirality outliers.

All (11) torsion outliers are listed below:

Mol	Chain	Res	Type	Atoms
4	G	601	NAG	O7-C7-N2-C2
4	I	603	NAG	O7-C7-N2-C2
4	G	601	NAG	C8-C7-N2-C2
4	I	603	NAG	C8-C7-N2-C2
4	K	601	NAG	C8-C7-N2-C2
4	K	601	NAG	O7-C7-N2-C2
4	G	601	NAG	C4-C5-C6-O6
4	G	601	NAG	O5-C5-C6-O6
4	K	601	NAG	O5-C5-C6-O6
4	K	601	NAG	C4-C5-C6-O6
4	A	601	NAG	O5-C5-C6-O6

There are no ring outliers.

1 monomer is involved in 9 short contacts:

Mol	Chain	Res	Type	Clashes	Symm-Clashes
4	K	601	NAG	9	0

## 5.7 Other polymers [i](#)

There are no such residues in this entry.

## 5.8 Polymer linkage issues [i](#)

There are no chain breaks in this entry.

## 6 Fit of model and data ⓘ

### 6.1 Protein, DNA and RNA chains ⓘ

In the following table, the column labelled ‘#RSRZ > 2’ contains the number (and percentage) of RSRZ outliers, followed by percent RSRZ outliers for the chain as percentile scores relative to all X-ray entries and entries of similar resolution. The OWAB column contains the minimum, median, 95<sup>th</sup> percentile and maximum values of the occupancy-weighted average B-factor per residue. The column labelled ‘Q < 0.9’ lists the number of (and percentage) of residues with an average occupancy less than 0.9.

Mol	Chain	Analysed	<RSRZ>	#RSRZ>2	OWAB(Å <sup>2</sup> )	Q<0.9
1	A	323/323 (100%)	-0.04	2 (0%) 89 72	20, 50, 95, 142	0
1	C	322/323 (99%)	0.03	9 (2%) 53 25	17, 47, 94, 172	0
1	E	321/323 (99%)	0.08	10 (3%) 49 21	22, 48, 88, 152	0
1	G	322/323 (99%)	0.13	12 (3%) 41 17	23, 54, 99, 155	0
1	I	322/323 (99%)	0.04	12 (3%) 41 17	22, 52, 87, 212	0
1	K	322/323 (99%)	0.00	8 (2%) 57 29	23, 52, 98, 160	0
2	B	162/166 (97%)	0.27	6 (3%) 41 17	21, 60, 109, 160	0
2	D	164/166 (98%)	0.62	22 (13%) 3 1	20, 71, 137, 180	0
2	F	161/166 (96%)	0.52	24 (14%) 2 1	23, 73, 141, 203	0
2	H	162/166 (97%)	0.11	4 (2%) 57 29	24, 61, 116, 160	0
2	J	166/166 (100%)	0.17	2 (1%) 79 54	19, 58, 102, 132	0
2	L	161/166 (96%)	0.37	9 (5%) 24 8	26, 68, 132, 199	0
All	All	2908/2934 (99%)	0.14	120 (4%) 37 14	17, 54, 115, 212	0

All (120) RSRZ outliers are listed below:

Mol	Chain	Res	Type	RSRZ
1	I	79	ALA	9.8
1	C	8	THR	6.3
1	C	76	LEU	6.3
2	D	24	TYR	6.1
1	I	81	SER	6.0
2	F	159	TYR	5.8
2	D	29	GLU	5.4
1	E	9	LEU	5.3
2	L	158	ASP	5.1
1	I	75	SER	4.8
2	L	140	PHE	4.8

*Continued on next page...*

*Continued from previous page...*

Mol	Chain	Res	Type	RSRZ
2	F	139	GLU	4.5
2	D	35	ALA	4.3
1	C	9	LEU	4.3
1	G	74	GLU	4.2
1	E	78	THR	4.2
2	D	140	PHE	3.8
2	D	139	GLU	3.8
2	F	27	GLN	3.8
1	K	7	ASP	3.7
2	D	138	PHE	3.7
1	A	144	HIS	3.7
2	L	139	GLU	3.6
1	I	78	THR	3.6
2	L	27	GLN	3.6
1	C	51	ARG	3.6
2	F	29	GLU	3.5
1	I	76	LEU	3.5
2	D	144	CYS	3.5
2	D	23	GLY	3.5
2	L	38	LEU	3.5
2	D	141	TYR	3.4
2	F	38	LEU	3.4
1	K	11	ILE	3.3
2	D	22	TYR	3.3
2	F	158	ASP	3.3
2	F	145	ASP	3.3
2	D	136	GLY	3.3
1	I	52	GLY	3.1
2	D	135	ASN	3.1
1	E	7	ASP	3.0
2	F	24	TYR	3.0
1	C	75	SER	3.0
2	F	131	LYS	3.0
2	F	138	PHE	3.0
1	K	8	THR	3.0
2	F	147	THR	3.0
2	H	139	GLU	3.0
2	F	28	ASN	2.9
2	D	162	TYR	2.9
2	D	143	LYS	2.9
2	D	149	MET	2.9
2	D	134	GLY	2.9

*Continued on next page...*

*Continued from previous page...*

Mol	Chain	Res	Type	RSRZ
1	K	59	GLY	2.8
1	C	7	ASP	2.8
1	G	92	ASP	2.8
1	I	51	ARG	2.8
2	D	27	GLN	2.7
1	G	76	LEU	2.7
2	D	8	GLY	2.7
2	J	1	GLY	2.7
2	F	30	GLN	2.7
1	E	10	CYS	2.7
2	F	143	LYS	2.7
2	F	31	GLY	2.7
1	C	74	GLU	2.6
1	K	52	GLY	2.6
2	B	154	ASN	2.6
2	F	133	ILE	2.6
1	G	60	LYS	2.6
2	F	160	PRO	2.6
1	I	146	GLY	2.5
1	E	17	ASN	2.5
2	J	143	LYS	2.5
1	C	268	GLY	2.5
1	I	80	SER	2.5
1	C	12	GLY	2.5
2	D	157	TYR	2.5
1	E	322	THR	2.5
2	B	129	ASN	2.4
1	I	8	THR	2.4
2	L	141	TYR	2.4
2	L	138	PHE	2.4
2	F	144	CYS	2.4
2	H	30	GLN	2.4
2	L	153	LYS	2.3
2	D	152	VAL	2.3
2	B	131	LYS	2.3
2	D	146	ASN	2.3
2	F	140	PHE	2.3
1	K	78	THR	2.3
2	F	134	GLY	2.3
2	F	32	SER	2.2
1	G	77	SER	2.2
1	G	268	GLY	2.2

*Continued on next page...*

*Continued from previous page...*

Mol	Chain	Res	Type	RSRZ
1	K	34	HIS	2.2
1	E	8	THR	2.2
1	E	282	ASN	2.2
1	A	328	PRO	2.2
1	E	50	LEU	2.2
1	I	50	LEU	2.2
2	D	38	LEU	2.2
1	G	75	SER	2.2
2	L	32	SER	2.2
1	G	275	ASP	2.1
2	B	1	GLY	2.1
1	G	47	LEU	2.1
2	H	38	LEU	2.1
1	G	51	ARG	2.1
1	G	52	GLY	2.1
2	F	15	THR	2.1
2	H	157	TYR	2.1
1	K	76	LEU	2.1
2	B	158	ASP	2.1
2	F	25	HIS	2.1
1	G	91	SER	2.0
2	B	33	GLY	2.0
1	E	36	VAL	2.0
1	I	163	SER	2.0
2	F	21	TRP	2.0

## 6.2 Non-standard residues in protein, DNA, RNA chains ⓘ

There are no non-standard protein/DNA/RNA residues in this entry.

## 6.3 Carbohydrates ⓘ

In the following table, the Atoms column lists the number of modelled atoms in the group and the number defined in the chemical component dictionary. The B-factors column lists the minimum, median, 95<sup>th</sup> percentile and maximum values of B factors of atoms in the group. The column labelled 'Q< 0.9' lists the number of atoms with occupancy less than 0.9.

Mol	Type	Chain	Res	Atoms	RSCC	RSR	B-factors( $\text{\AA}^2$ )	Q<0.9
3	NAG	N	2	14/15	0.62	0.34	119,145,155,170	0
3	NAG	O	2	14/15	0.78	0.28	65,96,112,114	0
3	NAG	M	2	14/15	0.83	0.24	70,99,123,128	0

*Continued on next page...*

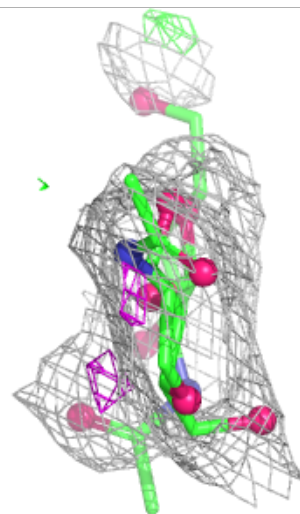
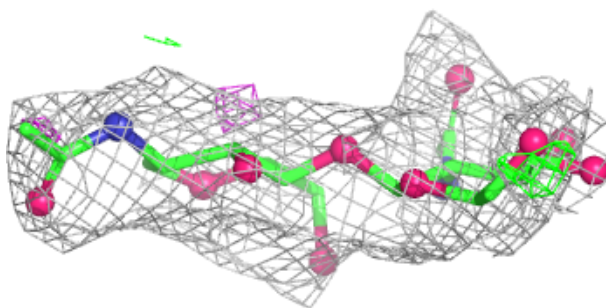
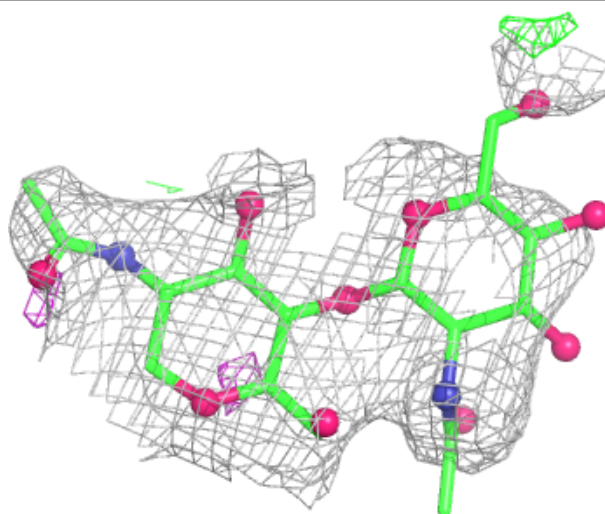
*Continued from previous page...*

Mol	Type	Chain	Res	Atoms	RSCC	RSR	B-factors( $\text{\AA}^2$ )	Q<0.9
3	NAG	N	1	14/15	0.84	0.18	61,91,103,103	0
3	NAG	O	1	14/15	0.88	0.23	54,67,82,89	0
3	NAG	M	1	14/15	0.89	0.20	50,55,73,87	0

The following is a graphical depiction of the model fit to experimental electron density for oligosaccharide. Each fit is shown from different orientation to approximate a three-dimensional view.

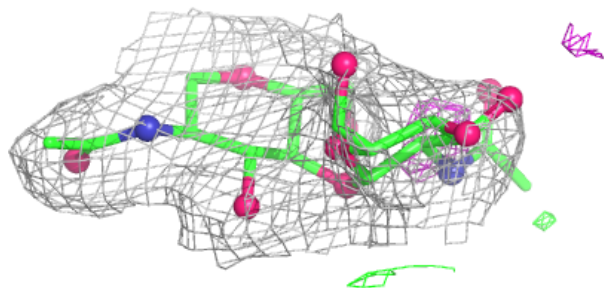
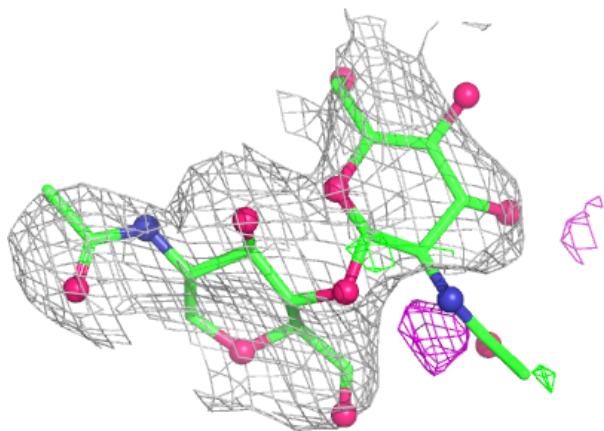
#### Electron density around Chain M:

2mF<sub>o</sub>-DF<sub>c</sub> (at 0.7 rmsd) in gray  
mF<sub>o</sub>-DF<sub>c</sub> (at 3 rmsd) in purple (negative)  
and green (positive)

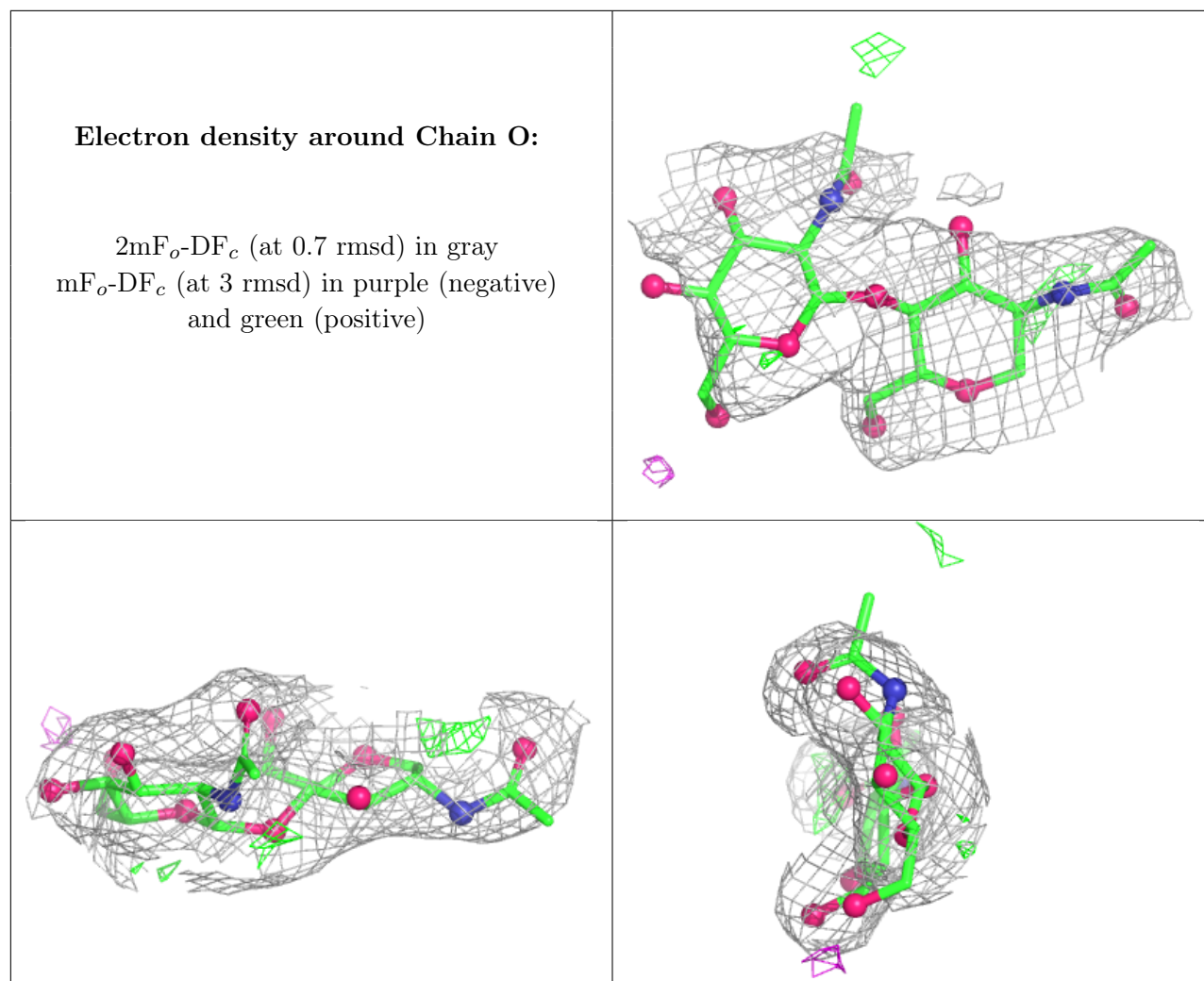


**Electron density around Chain N:**

$2mF_o-DF_c$  (at 0.7 rmsd) in gray  
 $mF_o-DF_c$  (at 3 rmsd) in purple (negative)  
and green (positive)







## 6.4 Ligands ⓘ

In the following table, the Atoms column lists the number of modelled atoms in the group and the number defined in the chemical component dictionary. The B-factors column lists the minimum, median, 95<sup>th</sup> percentile and maximum values of B factors of atoms in the group. The column labelled 'Q < 0.9' lists the number of atoms with occupancy less than 0.9.

Mol	Type	Chain	Res	Atoms	RSCC	RSR	B-factors(Å <sup>2</sup> )	Q<0.9
4	NAG	C	601	14/15	0.69	0.37	108,149,162,165	0
4	NAG	E	601	14/15	0.73	0.35	127,145,172,172	0
4	NAG	K	601	14/15	0.77	0.30	69,93,112,117	0
4	NAG	G	601	14/15	0.81	0.23	67,103,119,122	0
4	NAG	I	603	14/15	0.84	0.26	67,95,120,122	0
4	NAG	A	601	14/15	0.85	0.33	111,124,137,141	0

## 6.5 Other polymers [i](#)

There are no such residues in this entry.