



Full wwPDB EM Validation Report ⓘ

Mar 6, 2025 – 02:24 pm GMT

PDB ID : 7OIG
EMDB ID : EMD-12929
Title : CspA-27 cotranslational folding intermediate 3
Authors : Agirrezabala, X.; Samatova, E.; Macher, M.; Liutkute, M.; Gil-Carton, D.;
Novacek, J.; Valle, M.; Rodnina, M.V.
Deposited on : 2021-05-11
Resolution : 3.20 Å(reported)
Based on initial model : 6ORE

This is a Full wwPDB EM Validation Report for a publicly released PDB entry.

We welcome your comments at validation@mail.wwpdb.org

A user guide is available at

<https://www.wwpdb.org/validation/2017/EMValidationReportHelp>
with specific help available everywhere you see the ⓘ symbol.

The types of validation reports are described at

<http://www.wwpdb.org/validation/2017/FAQs#types>.

The following versions of software and data (see [references ⓘ](#)) were used in the production of this report:

EMDB validation analysis : **FAILED**
Mogul : 1.8.4, CSD as541be (2020)
MolProbity : 4.02b-467
Percentile statistics : 20231227.v01 (using entries in the PDB archive December 27th 2023)
MapQ : **FAILED**
Ideal geometry (proteins) : Engh & Huber (2001)
Ideal geometry (DNA, RNA) : Parkinson et al. (1996)
Validation Pipeline (wwPDB-VP) : 2.41

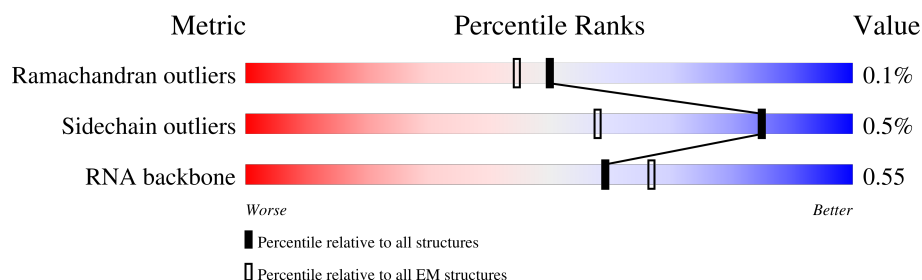
1 Overall quality at a glance

The following experimental techniques were used to determine the structure:

ELECTRON MICROSCOPY

The reported resolution of this entry is 3.20 Å.

Percentile scores (ranging between 0-100) for global validation metrics of the entry are shown in the following graphic. The table shows the number of entries on which the scores are based.



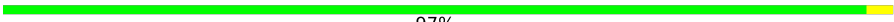
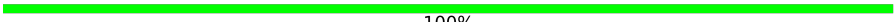
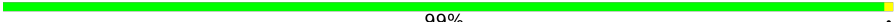
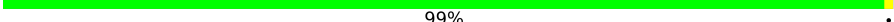
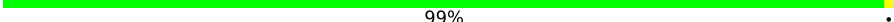

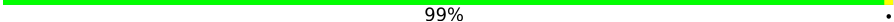
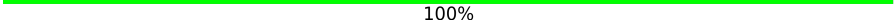
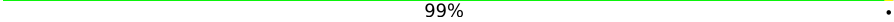
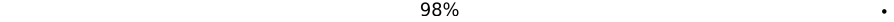
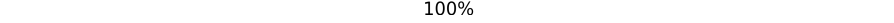
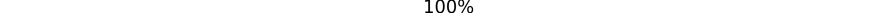
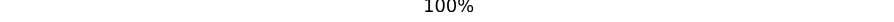

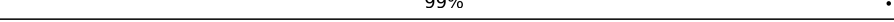

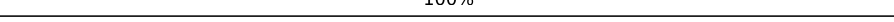
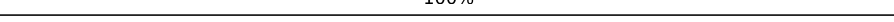
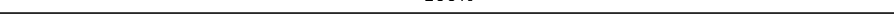






| Metric | Whole archive (#Entries) | EM structures (#Entries) |
|-----------------------|-----------------------------|-----------------------------|
| Ramachandran outliers | 207382 | 16835 |
| Sidechain outliers | 206894 | 16415 |
| RNA backbone | 6643 | 2191 |

The table below summarises the geometric issues observed across the polymeric chains and their fit to the map. The red, orange, yellow and green segments of the bar indicate the fraction of residues that contain outliers for ≥ 3 , 2, 1 and 0 types of geometric quality criteria respectively. A grey segment represents the fraction of residues that are not modelled. The numeric value for each fraction is indicated below the corresponding segment, with a dot representing fractions $\leq 5\%$.

| Mol | Chain | Length | Quality of chain |
|-----|-------|--------|------------------|
| 1 | 1 | 2903 | 81% 18% . |
| 2 | 2 | 1534 | 82% 17% . |
| 3 | 3 | 120 | 88% 12% |
| 4 | 4 | 6 | 83% 17% |
| 5 | C | 271 | 100% |
| 6 | D | 209 | 98% . |
| 7 | E | 201 | 100% |
| 8 | F | 177 | 99% . |
| 9 | G | 175 | 100% |



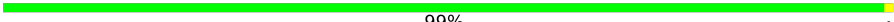

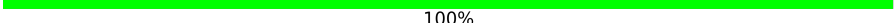

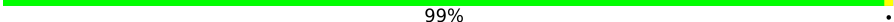
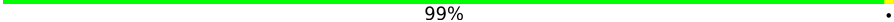
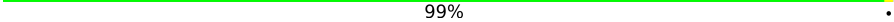
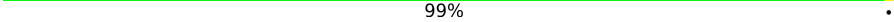
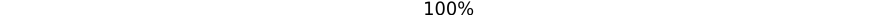
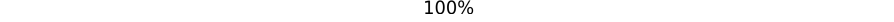
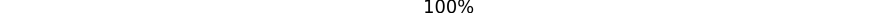
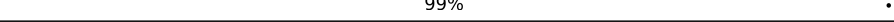


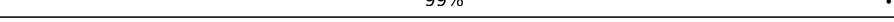
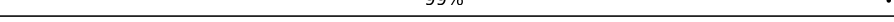
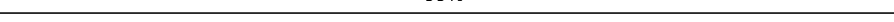


Continued on next page...

Continued from previous page...

| Mol | Chain | Length | Quality of chain |
|-----|-------|--------|--|
| 10 | H | 149 |  97% . |
| 11 | I | 142 |  100% |
| 12 | J | 123 |  99% . |
| 13 | K | 144 |  99% . |
| 14 | L | 136 |  99% . |
| 15 | M | 119 |  100% |
| 16 | N | 116 |  99% . |
| 17 | O | 114 |  100% |
| 18 | P | 117 |  99% . |
| 19 | Q | 103 |  98% . |
| 20 | R | 110 |  100% |
| 21 | S | 94 |  100% |
| 22 | T | 103 |  100% |
| 23 | U | 94 |  100% |
| 24 | V | 80 |  99% . |
| 25 | W | 77 |  100% |
| 26 | X | 62 |  100% |
| 27 | Y | 58 |  100% |
| 28 | Z | 66 |  100% |
| 29 | a | 56 |  100% |
| 30 | b | 52 |  100% |
| 31 | c | 46 |  100% |
| 32 | d | 64 |  98% . |
| 33 | e | 38 |  100% |
| 34 | f | 225 |  100% |

Continued on next page...

Continued from previous page...

| Mol | Chain | Length | Quality of chain |
|-----|-------|--------|---|
| 35 | g | 208 |  99% . |
| 36 | h | 205 |  100% |
| 37 | i | 156 |  99% . |
| 38 | j | 104 |  100% |
| 39 | k | 151 |  100% |
| 40 | l | 129 |  100% |
| 41 | m | 127 |  99% . |
| 42 | n | 99 |  99% . |
| 43 | o | 117 |  99% . |
| 44 | p | 123 |  99% . |
| 45 | q | 116 |  100% |
| 46 | r | 100 |  100% |
| 47 | s | 88 |  100% |
| 48 | t | 82 |  99% . |
| 49 | u | 80 |  100% |
| 50 | v | 66 |  100% |
| 51 | w | 83 |  99% . |
| 52 | x | 86 |  99% . |
| 53 | y | 70 |  99% . |
| 54 | z | 88 |  51% 42% 7% |
| 55 | B | 27 |  93% . . |

2 Entry composition

There are 57 unique types of molecules in this entry. The entry contains 145136 atoms, of which 0 are hydrogens and 0 are deuteriums.

In the tables below, the AltConf column contains the number of residues with at least one atom in alternate conformation and the Trace column contains the number of residues modelled with at most 2 atoms.

- Molecule 1 is a RNA chain called 23S rRNA.

| Mol | Chain | Residues | Atoms | | | | | AltConf | Trace |
|-----|-------|----------|-------|-------|-------|-------|------|---------|-------|
| 1 | 1 | 2903 | Total | C | N | O | P | 0 | 0 |
| | | | 62336 | 27816 | 11470 | 20147 | 2903 | | |

- Molecule 2 is a RNA chain called 16S rRNA.

| Mol | Chain | Residues | Atoms | | | | | AltConf | Trace |
|-----|-------|----------|-------|-------|------|-------|------|---------|-------|
| 2 | 2 | 1534 | Total | C | N | O | P | 0 | 0 |
| | | | 32929 | 14693 | 6041 | 10661 | 1534 | | |

- Molecule 3 is a RNA chain called 5S rRNA.

| Mol | Chain | Residues | Atoms | | | | | AltConf | Trace |
|-----|-------|----------|-------|------|-----|-----|-----|---------|-------|
| 3 | 3 | 120 | Total | C | N | O | P | 0 | 0 |
| | | | 2569 | 1144 | 468 | 837 | 120 | | |

- Molecule 4 is a RNA chain called mRNA.

| Mol | Chain | Residues | Atoms | | | | | AltConf | Trace |
|-----|-------|----------|-------|----|----|----|---|---------|-------|
| 4 | 4 | 6 | Total | C | N | O | P | 0 | 0 |
| | | | 126 | 56 | 20 | 44 | 6 | | |

- Molecule 5 is a protein called 50S ribosomal protein L2.

| Mol | Chain | Residues | Atoms | | | | | AltConf | Trace |
|-----|-------|----------|-------|------|-----|-----|---|---------|-------|
| 5 | C | 271 | Total | C | N | O | S | 0 | 0 |
| | | | 2082 | 1288 | 423 | 364 | 7 | | |

- Molecule 6 is a protein called 50S ribosomal protein L3.

| Mol | Chain | Residues | Atoms | | | | | AltConf | Trace |
|-----|-------|----------|-------|-----|-----|-----|---|---------|-------|
| 6 | D | 209 | Total | C | N | O | S | 0 | 0 |
| | | | 1565 | 979 | 288 | 294 | 4 | | |

- Molecule 7 is a protein called 50S ribosomal protein L4.

| Mol | Chain | Residues | Atoms | | | | | AltConf | Trace |
|-----|-------|----------|-------|-----|-----|-----|---|---------|-------|
| 7 | E | 201 | Total | C | N | O | S | 0 | 0 |
| | | | 1552 | 974 | 283 | 290 | 5 | | |

- Molecule 8 is a protein called 50S ribosomal protein L5.

| Mol | Chain | Residues | Atoms | | | | | AltConf | Trace |
|-----|-------|----------|-------|-----|-----|-----|---|---------|-------|
| 8 | F | 177 | Total | C | N | O | S | 0 | 0 |
| | | | 1410 | 899 | 249 | 256 | 6 | | |

- Molecule 9 is a protein called 50S ribosomal protein L6.

| Mol | Chain | Residues | Atoms | | | | | AltConf | Trace |
|-----|-------|----------|-------|-----|-----|-----|---|---------|-------|
| 9 | G | 175 | Total | C | N | O | S | 0 | 0 |
| | | | 1313 | 826 | 241 | 244 | 2 | | |

- Molecule 10 is a protein called 50S ribosomal protein L9.

| Mol | Chain | Residues | Atoms | | | | | AltConf | Trace |
|-----|-------|----------|-------|-----|-----|-----|---|---------|-------|
| 10 | H | 149 | Total | C | N | O | S | 0 | 0 |
| | | | 1111 | 699 | 197 | 214 | 1 | | |

- Molecule 11 is a protein called 50S ribosomal protein L13.

| Mol | Chain | Residues | Atoms | | | | | AltConf | Trace |
|-----|-------|----------|-------|-----|-----|-----|---|---------|-------|
| 11 | I | 142 | Total | C | N | O | S | 0 | 0 |
| | | | 1129 | 714 | 212 | 199 | 4 | | |

- Molecule 12 is a protein called 50S ribosomal protein L14.

| Mol | Chain | Residues | Atoms | | | | | AltConf | Trace |
|-----|-------|----------|-------|-----|-----|-----|---|---------|-------|
| 12 | J | 123 | Total | C | N | O | S | 0 | 0 |
| | | | 946 | 593 | 181 | 166 | 6 | | |

- Molecule 13 is a protein called 50S ribosomal protein L15.

| Mol | Chain | Residues | Atoms | | | | | AltConf | Trace |
|-----|-------|----------|-------|-----|-----|-----|---|---------|-------|
| 13 | K | 144 | Total | C | N | O | S | 0 | 0 |
| | | | 1053 | 654 | 207 | 190 | 2 | | |

- Molecule 14 is a protein called 50S ribosomal protein L16.

| Mol | Chain | Residues | Atoms | | | | | AltConf | Trace |
|-----|-------|----------|-------|-----|-----|-----|---|---------|-------|
| 14 | L | 136 | Total | C | N | O | S | 0 | 0 |
| | | | 1074 | 686 | 205 | 177 | 6 | | |

- Molecule 15 is a protein called 50S ribosomal protein L17.

| Mol | Chain | Residues | Atoms | | | | | AltConf | Trace |
|-----|-------|----------|-------|-----|-----|-----|---|---------|-------|
| 15 | M | 119 | Total | C | N | O | S | 0 | 0 |
| | | | 951 | 588 | 195 | 163 | 5 | | |

- Molecule 16 is a protein called 50S ribosomal protein L18.

| Mol | Chain | Residues | Atoms | | | | AltConf | Trace |
|-----|-------|----------|-------|-----|-----|-----|---------|-------|
| 16 | N | 116 | Total | C | N | O | 0 | 0 |
| | | | 892 | 552 | 178 | 162 | | |

- Molecule 17 is a protein called 50S ribosomal protein L19.

| Mol | Chain | Residues | Atoms | | | | | AltConf | Trace |
|-----|-------|----------|-------|-----|-----|-----|---|---------|-------|
| 17 | O | 114 | Total | C | N | O | S | 0 | 0 |
| | | | 917 | 574 | 179 | 163 | 1 | | |

- Molecule 18 is a protein called 50S ribosomal protein L20.

| Mol | Chain | Residues | Atoms | | | | AltConf | Trace |
|-----|-------|----------|-------|-----|-----|-----|---------|-------|
| 18 | P | 117 | Total | C | N | O | 0 | 0 |
| | | | 947 | 604 | 192 | 151 | | |

- Molecule 19 is a protein called 50S ribosomal protein L21.

| Mol | Chain | Residues | Atoms | | | | | AltConf | Trace |
|-----|-------|----------|-------|-----|-----|-----|---|---------|-------|
| 19 | Q | 103 | Total | C | N | O | S | 0 | 0 |
| | | | 816 | 516 | 153 | 145 | 2 | | |

- Molecule 20 is a protein called 50S ribosomal protein L22.

| Mol | Chain | Residues | Atoms | | | | | AltConf | Trace |
|-----|-------|----------|-------|-----|-----|-----|---|---------|-------|
| 20 | R | 110 | Total | C | N | O | S | 0 | 0 |
| | | | 857 | 532 | 166 | 156 | 3 | | |

- Molecule 21 is a protein called 50S ribosomal protein L23.

| Mol | Chain | Residues | Atoms | | | | | AltConf | Trace |
|-----|-------|----------|-------|-----|-----|-----|---|---------|-------|
| 21 | S | 94 | Total | C | N | O | S | 0 | 0 |
| | | | 746 | 470 | 140 | 134 | 2 | | |

- Molecule 22 is a protein called 50S ribosomal protein L24.

| Mol | Chain | Residues | Atoms | | | | | AltConf | Trace |
|-----|-------|----------|-------|-----|-----|-----|--|---------|-------|
| 22 | T | 103 | Total | C | N | O | | 0 | 0 |
| | | | 788 | 498 | 148 | 142 | | | |

- Molecule 23 is a protein called 50S ribosomal protein L25.

| Mol | Chain | Residues | Atoms | | | | | AltConf | Trace |
|-----|-------|----------|-------|-----|-----|-----|---|---------|-------|
| 23 | U | 94 | Total | C | N | O | S | 0 | 0 |
| | | | 753 | 479 | 137 | 134 | 3 | | |

- Molecule 24 is a protein called 50S ribosomal protein L27.

| Mol | Chain | Residues | Atoms | | | | | AltConf | Trace |
|-----|-------|----------|-------|-----|-----|-----|---|---------|-------|
| 24 | V | 80 | Total | C | N | O | S | 0 | 0 |
| | | | 601 | 370 | 121 | 109 | 1 | | |

- Molecule 25 is a protein called 50S ribosomal protein L28.

| Mol | Chain | Residues | Atoms | | | | | AltConf | Trace |
|-----|-------|----------|-------|-----|-----|-----|---|---------|-------|
| 25 | W | 77 | Total | C | N | O | S | 0 | 0 |
| | | | 625 | 388 | 129 | 106 | 2 | | |

- Molecule 26 is a protein called 50S ribosomal protein L29.

| Mol | Chain | Residues | Atoms | | | | | AltConf | Trace |
|-----|-------|----------|-------|-----|----|----|---|---------|-------|
| 26 | X | 62 | Total | C | N | O | S | 0 | 0 |
| | | | 501 | 308 | 98 | 94 | 1 | | |

- Molecule 27 is a protein called 50S ribosomal protein L30.

| Mol | Chain | Residues | Atoms | | | | | AltConf | Trace |
|-----|-------|----------|-------|-----|----|----|---|---------|-------|
| 27 | Y | 58 | Total | C | N | O | S | 0 | 0 |
| | | | 448 | 281 | 87 | 78 | 2 | | |

- Molecule 28 is a protein called 50S ribosomal protein L31.

| Mol | Chain | Residues | Atoms | | | | | AltConf | Trace |
|-----|-------|----------|-------|-----|----|----|---|---------|-------|
| 28 | Z | 66 | Total | C | N | O | S | 0 | 0 |
| | | | 522 | 323 | 99 | 94 | 6 | | |

- Molecule 29 is a protein called 50S ribosomal protein L32.

| Mol | Chain | Residues | Atoms | | | | | AltConf | Trace |
|-----|-------|----------|-------|-----|----|----|---|---------|-------|
| 29 | a | 56 | Total | C | N | O | S | 0 | 0 |
| | | | 444 | 269 | 94 | 80 | 1 | | |

- Molecule 30 is a protein called 50S ribosomal protein L33.

| Mol | Chain | Residues | Atoms | | | | | AltConf | Trace |
|-----|-------|----------|-------|-----|----|----|---|---------|-------|
| 30 | b | 52 | Total | C | N | O | S | 0 | 0 |
| | | | 426 | 275 | 78 | 73 | | | |

- Molecule 31 is a protein called 50S ribosomal protein L34.

| Mol | Chain | Residues | Atoms | | | | | AltConf | Trace |
|-----|-------|----------|-------|-----|----|----|---|---------|-------|
| 31 | c | 46 | Total | C | N | O | S | 0 | 0 |
| | | | 377 | 228 | 90 | 57 | 2 | | |

- Molecule 32 is a protein called 50S ribosomal protein L35.

| Mol | Chain | Residues | Atoms | | | | | AltConf | Trace |
|-----|-------|----------|-------|-----|-----|----|---|---------|-------|
| 32 | d | 64 | Total | C | N | O | S | 0 | 0 |
| | | | 504 | 323 | 105 | 74 | 2 | | |

- Molecule 33 is a protein called 50S ribosomal protein L36.

| Mol | Chain | Residues | Atoms | | | | | AltConf | Trace |
|-----|-------|----------|-------|-----|----|----|---|---------|-------|
| 33 | e | 38 | Total | C | N | O | S | 0 | 0 |
| | | | 302 | 185 | 65 | 48 | 4 | | |

- Molecule 34 is a protein called 30S ribosomal protein S2.

| Mol | Chain | Residues | Atoms | | | | | AltConf | Trace |
|-----|-------|----------|-------|------|-----|-----|---|---------|-------|
| 34 | f | 225 | Total | C | N | O | S | 0 | 0 |
| | | | 1760 | 1113 | 316 | 323 | 8 | | |

- Molecule 35 is a protein called 30S ribosomal protein S3.

| Mol | Chain | Residues | Atoms | | | | | AltConf | Trace |
|-----|-------|----------|-------|------|-----|-----|---|---------|-------|
| 35 | g | 208 | Total | C | N | O | S | 0 | 0 |
| | | | 1636 | 1036 | 307 | 290 | 3 | | |

- Molecule 36 is a protein called 30S ribosomal protein S4.

| Mol | Chain | Residues | Atoms | | | | | AltConf | Trace |
|-----|-------|----------|-------|------|-----|-----|---|---------|-------|
| 36 | h | 205 | Total | C | N | O | S | 0 | 0 |
| | | | 1643 | 1026 | 315 | 298 | 4 | | |

- Molecule 37 is a protein called 30S ribosomal protein S5.

| Mol | Chain | Residues | Atoms | | | | | AltConf | Trace |
|-----|-------|----------|-------|-----|-----|-----|---|---------|-------|
| 37 | i | 156 | Total | C | N | O | S | 0 | 0 |
| | | | 1152 | 717 | 217 | 212 | 6 | | |

- Molecule 38 is a protein called 30S ribosomal protein S6.

| Mol | Chain | Residues | Atoms | | | | | AltConf | Trace |
|-----|-------|----------|-------|-----|-----|-----|---|---------|-------|
| 38 | j | 104 | Total | C | N | O | S | 0 | 0 |
| | | | 848 | 536 | 153 | 152 | 7 | | |

- Molecule 39 is a protein called 30S ribosomal protein S7.

| Mol | Chain | Residues | Atoms | | | | | AltConf | Trace |
|-----|-------|----------|-------|-----|-----|-----|---|---------|-------|
| 39 | k | 151 | Total | C | N | O | S | 0 | 0 |
| | | | 1181 | 735 | 227 | 215 | 4 | | |

- Molecule 40 is a protein called 30S ribosomal protein S8.

| Mol | Chain | Residues | Atoms | | | | | AltConf | Trace |
|-----|-------|----------|-------|-----|-----|-----|---|---------|-------|
| 40 | l | 129 | Total | C | N | O | S | 0 | 0 |
| | | | 979 | 616 | 173 | 184 | 6 | | |

- Molecule 41 is a protein called 30S ribosomal protein S9.

| Mol | Chain | Residues | Atoms | | | | | AltConf | Trace |
|-----|-------|----------|-------|-----|-----|-----|---|---------|-------|
| 41 | m | 127 | Total | C | N | O | S | 0 | 0 |
| | | | 1022 | 634 | 206 | 179 | 3 | | |

- Molecule 42 is a protein called 30S ribosomal protein S10.

| Mol | Chain | Residues | Atoms | | | | | AltConf | Trace |
|-----|-------|----------|-------|-----|-----|-----|---|---------|-------|
| 42 | n | 99 | Total | C | N | O | S | 0 | 0 |
| | | | 790 | 495 | 151 | 143 | 1 | | |

- Molecule 43 is a protein called 30S ribosomal protein S11.

| Mol | Chain | Residues | Atoms | | | | | AltConf | Trace |
|-----|-------|----------|-------|-----|-----|-----|---|---------|-------|
| 43 | o | 117 | Total | C | N | O | S | 0 | 0 |
| | | | 877 | 540 | 174 | 160 | 3 | | |

- Molecule 44 is a protein called 30S ribosomal protein S12.

| Mol | Chain | Residues | Atoms | | | | | AltConf | Trace |
|-----|-------|----------|-------|-----|-----|-----|---|---------|-------|
| 44 | p | 123 | Total | C | N | O | S | 0 | 0 |
| | | | 957 | 591 | 196 | 165 | 5 | | |

- Molecule 45 is a protein called 30S ribosomal protein S13.

| Mol | Chain | Residues | Atoms | | | | | AltConf | Trace |
|-----|-------|----------|-------|-----|-----|-----|---|---------|-------|
| 45 | q | 116 | Total | C | N | O | S | 0 | 0 |
| | | | 900 | 558 | 181 | 158 | 3 | | |

- Molecule 46 is a protein called 30S ribosomal protein S14.

| Mol | Chain | Residues | Atoms | | | | | AltConf | Trace |
|-----|-------|----------|-------|-----|-----|-----|---|---------|-------|
| 46 | r | 100 | Total | C | N | O | S | 0 | 0 |
| | | | 805 | 499 | 164 | 139 | 3 | | |

- Molecule 47 is a protein called 30S ribosomal protein S15.

| Mol | Chain | Residues | Atoms | | | | | AltConf | Trace |
|-----|-------|----------|-------|-----|-----|-----|---|---------|-------|
| 47 | s | 88 | Total | C | N | O | S | 0 | 0 |
| | | | 714 | 439 | 144 | 130 | 1 | | |

- Molecule 48 is a protein called 30S ribosomal protein S16.

| Mol | Chain | Residues | Atoms | | | | | AltConf | Trace |
|-----|-------|----------|-------|-----|-----|-----|---|---------|-------|
| 48 | t | 82 | Total | C | N | O | S | 0 | 0 |
| | | | 649 | 406 | 128 | 114 | 1 | | |

- Molecule 49 is a protein called 30S ribosomal protein S17.

| Mol | Chain | Residues | Atoms | | | | | AltConf | Trace |
|-----|-------|----------|-------|-----|-----|-----|---|---------|-------|
| 49 | u | 80 | Total | C | N | O | S | 0 | 0 |
| | | | 648 | 411 | 121 | 113 | 3 | | |

- Molecule 50 is a protein called 30S ribosomal protein S18.

| Mol | Chain | Residues | Atoms | | | | | AltConf | Trace |
|-----|-------|----------|-------|-----|-----|----|---|---------|-------|
| 50 | v | 66 | Total | C | N | O | S | 0 | 0 |
| | | | 544 | 344 | 102 | 97 | 1 | | |

- Molecule 51 is a protein called 30S ribosomal protein S19.

| Mol | Chain | Residues | Atoms | | | | | AltConf | Trace |
|-----|-------|----------|-------|-----|-----|-----|---|---------|-------|
| 51 | w | 83 | Total | C | N | O | S | 0 | 0 |
| | | | 663 | 424 | 126 | 111 | 2 | | |

- Molecule 52 is a protein called 30S ribosomal protein S20.

| Mol | Chain | Residues | Atoms | | | | | AltConf | Trace |
|-----|-------|----------|-------|-----|-----|-----|---|---------|-------|
| 52 | x | 86 | Total | C | N | O | S | 0 | 0 |
| | | | 669 | 414 | 138 | 114 | 3 | | |

- Molecule 53 is a protein called 30S ribosomal protein S21.

| Mol | Chain | Residues | Atoms | | | | | AltConf | Trace |
|-----|-------|----------|-------|-----|-----|----|---|---------|-------|
| 53 | y | 70 | Total | C | N | O | S | 0 | 0 |
| | | | 589 | 366 | 125 | 97 | 1 | | |

- Molecule 54 is a RNA chain called tRNA-Ser.

| Mol | Chain | Residues | Atoms | | | | | AltConf | Trace |
|-----|-------|----------|-------|-----|-----|-----|----|---------|-------|
| 54 | z | 88 | Total | C | N | O | P | 0 | 0 |
| | | | 1891 | 841 | 341 | 621 | 88 | | |

- Molecule 55 is a protein called CspA transcriptional activator.

| Mol | Chain | Residues | Atoms | | | | | AltConf | Trace |
|-----|-------|----------|-------|-----|----|----|---|---------|-------|
| 55 | B | 27 | Total | C | N | O | S | 0 | 0 |
| | | | 205 | 132 | 32 | 39 | 2 | | |

- Molecule 56 is MAGNESIUM ION (three-letter code: MG) (formula: Mg).

| Mol | Chain | Residues | Atoms | | AltConf |
|-----|-------|----------|--------------|-----------|---------|
| 56 | 1 | 270 | Total 270 | Mg 270 | 0 |
| 56 | 2 | 113 | Total 113 | Mg 113 | 0 |
| 56 | 3 | 8 | Total 8 | Mg 8 | 0 |
| 56 | 4 | 1 | Total 1 | Mg 1 | 0 |
| 56 | C | 1 | Total 1 | Mg 1 | 0 |
| 56 | D | 2 | Total 2 | Mg 2 | 0 |
| 56 | M | 1 | Total 1 | Mg 1 | 0 |
| 56 | a | 1 | Total 1 | Mg 1 | 0 |
| 56 | h | 1 | Total 1 | Mg 1 | 0 |
| 56 | q | 1 | Total 1 | Mg 1 | 0 |
| 56 | z | 1 | Total 1 | Mg 1 | 0 |

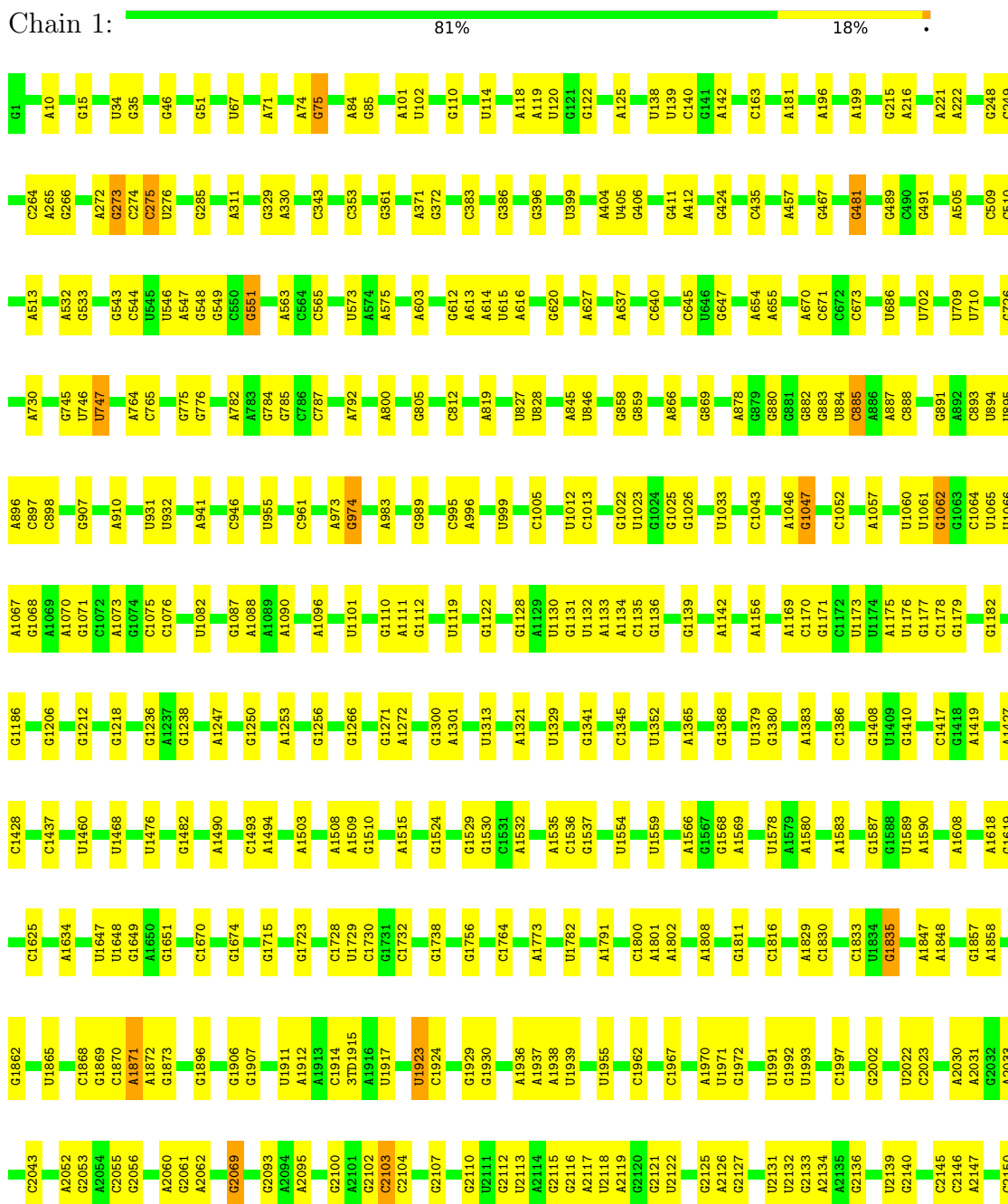
- Molecule 57 is ZINC ION (three-letter code: ZN) (formula: Zn).

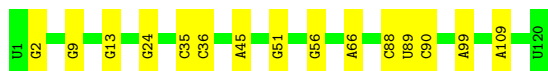
| Mol | Chain | Residues | Atoms | | AltConf |
|-----|-------|----------|------------|---------|---------|
| 57 | Z | 1 | Total 1 | Zn 1 | 0 |
| 57 | e | 1 | Total 1 | Zn 1 | 0 |

3 Residue-property plots

These plots are drawn for all protein, RNA, DNA and oligosaccharide chains in the entry. The first graphic for a chain summarises the proportions of the various outlier classes displayed in the second graphic. The second graphic shows the sequence view annotated by issues in geometry. Residues are color-coded according to the number of geometric quality criteria for which they contain at least one outlier: green = 0, yellow = 1, orange = 2 and red = 3 or more. Stretches of 2 or more consecutive residues without any outlier are shown as a green connector. Residues present in the sample, but not in the model, are shown in grey.

- Molecule 1: 23S rRNA





- Molecule 4: mRNA

Chain 4: 83% 17%



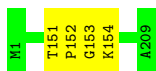
- Molecule 5: 50S ribosomal protein L2

Chain C: 100%

There are no outlier residues recorded for this chain.

- Molecule 6: 50S ribosomal protein L3

Chain D: 98% .



- Molecule 7: 50S ribosomal protein L4

Chain E: 100%

There are no outlier residues recorded for this chain.

- Molecule 8: 50S ribosomal protein L5

Chain F: 99% .



- Molecule 9: 50S ribosomal protein L6

Chain G: 100%

There are no outlier residues recorded for this chain.

- Molecule 10: 50S ribosomal protein L9

Chain H: 97% .



- Molecule 11: 50S ribosomal protein L13

Chain I:  100%

There are no outlier residues recorded for this chain.

- Molecule 12: 50S ribosomal protein L14

Chain J:  99%



- Molecule 13: 50S ribosomal protein L15

Chain K:  99%



- Molecule 14: 50S ribosomal protein L16

Chain L:  99%



- Molecule 15: 50S ribosomal protein L17

Chain M:  100%

There are no outlier residues recorded for this chain.

- Molecule 16: 50S ribosomal protein L18

Chain N:  99%



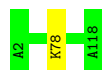
- Molecule 17: 50S ribosomal protein L19

Chain O:  100%

There are no outlier residues recorded for this chain.

- Molecule 18: 50S ribosomal protein L20

Chain P:  99%



- Molecule 19: 50S ribosomal protein L21

Chain Q:  98%



- Molecule 20: 50S ribosomal protein L22

Chain R:  100%

There are no outlier residues recorded for this chain.

- Molecule 21: 50S ribosomal protein L23

Chain S:  100%

There are no outlier residues recorded for this chain.

- Molecule 22: 50S ribosomal protein L24

Chain T:  100%

There are no outlier residues recorded for this chain.

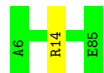
- Molecule 23: 50S ribosomal protein L25

Chain U:  100%

There are no outlier residues recorded for this chain.

- Molecule 24: 50S ribosomal protein L27

Chain V:  99%



- Molecule 25: 50S ribosomal protein L28

Chain W:  100%

There are no outlier residues recorded for this chain.

- Molecule 26: 50S ribosomal protein L29

Chain X:  100%

There are no outlier residues recorded for this chain.

- Molecule 27: 50S ribosomal protein L30

Chain Y:  100%

There are no outlier residues recorded for this chain.

- Molecule 28: 50S ribosomal protein L31

Chain Z:  100%

There are no outlier residues recorded for this chain.

- Molecule 29: 50S ribosomal protein L32

Chain a:  100%

There are no outlier residues recorded for this chain.

- Molecule 30: 50S ribosomal protein L33

Chain b:  100%

There are no outlier residues recorded for this chain.

- Molecule 31: 50S ribosomal protein L34

Chain c:  100%

There are no outlier residues recorded for this chain.

- Molecule 32: 50S ribosomal protein L35

Chain d:  98%



- Molecule 33: 50S ribosomal protein L36

Chain e:  100%

There are no outlier residues recorded for this chain.

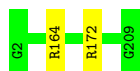
- Molecule 34: 30S ribosomal protein S2

Chain f:  100%

There are no outlier residues recorded for this chain.

- Molecule 35: 30S ribosomal protein S3

Chain g:  99%




- Molecule 36: 30S ribosomal protein S4

Chain h:  100%



- Molecule 37: 30S ribosomal protein S5

Chain i:  99%



- Molecule 38: 30S ribosomal protein S6

Chain j:  100%

There are no outlier residues recorded for this chain.

- Molecule 39: 30S ribosomal protein S7

Chain k:  100%

There are no outlier residues recorded for this chain.

- Molecule 40: 30S ribosomal protein S8

Chain l:  100%

There are no outlier residues recorded for this chain.

- Molecule 41: 30S ribosomal protein S9

Chain m:  99%



- Molecule 42: 30S ribosomal protein S10

Chain n:  99%



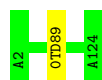
- Molecule 43: 30S ribosomal protein S11

Chain o:  99%



- Molecule 44: 30S ribosomal protein S12

Chain p:  99%



- Molecule 45: 30S ribosomal protein S13

Chain q:  100%

There are no outlier residues recorded for this chain.

- Molecule 46: 30S ribosomal protein S14

Chain r:  100%

There are no outlier residues recorded for this chain.

- Molecule 47: 30S ribosomal protein S15

Chain s:  100%

There are no outlier residues recorded for this chain.

- Molecule 48: 30S ribosomal protein S16

Chain t:  99%



- Molecule 49: 30S ribosomal protein S17

Chain u:  100%

There are no outlier residues recorded for this chain.

- Molecule 50: 30S ribosomal protein S18

Chain v:  100%

There are no outlier residues recorded for this chain.

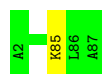
- Molecule 51: 30S ribosomal protein S19

Chain w:  99%



- Molecule 52: 30S ribosomal protein S20

Chain x:  99%



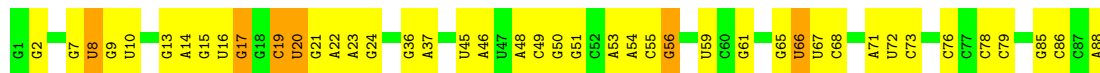
- Molecule 53: 30S ribosomal protein S21

Chain y:  99%



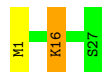
- Molecule 54: tRNA-Ser

Chain z:  51% 42% 7%



- Molecule 55: CspA transcriptional activator

Chain B:  93%



4 Experimental information

| Property | Value | Source |
|--------------------------------------|--------------------------|-----------|
| EM reconstruction method | SINGLE PARTICLE | Depositor |
| Imposed symmetry | POINT, C1 | Depositor |
| Number of particles used | 15459 | Depositor |
| Resolution determination method | FSC 0.143 CUT-OFF | Depositor |
| CTF correction method | NONE | Depositor |
| Microscope | FEI TITAN KRIOS | Depositor |
| Voltage (kV) | 300 | Depositor |
| Electron dose ($e^-/\text{\AA}^2$) | 2.2 | Depositor |
| Minimum defocus (nm) | 500 | Depositor |
| Maximum defocus (nm) | 2200 | Depositor |
| Magnification | 75000 | Depositor |
| Image detector | FEI FALCON III (4k x 4k) | Depositor |

5 Model quality ⓘ

5.1 Standard geometry ⓘ

Bond lengths and bond angles in the following residue types are not validated in this section: 5MU, OMC, UR3, G7M, PSU, OMU, 2MG, 0TD, MG, OMG, 4OC, FME, 1MG, MA6, 3TD, 2MA, ZN, 5MC, 6MZ

The Z score for a bond length (or angle) is the number of standard deviations the observed value is removed from the expected value. A bond length (or angle) with $|Z| > 5$ is considered an outlier worth inspection. RMSZ is the root-mean-square of all Z scores of the bond lengths (or angles).

| Mol | Chain | Bond lengths | | Bond angles | |
|-----|-------|--------------|----------------|-------------|------------------|
| | | RMSZ | $\# Z > 5$ | RMSZ | $\# Z > 5$ |
| 1 | 1 | 1.08 | 4/69286 (0.0%) | 1.08 | 74/108087 (0.1%) |
| 2 | 2 | 0.98 | 0/36590 | 1.04 | 11/57074 (0.0%) |
| 3 | 3 | 0.96 | 0/2872 | 1.03 | 0/4478 |
| 4 | 4 | 0.62 | 0/139 | 1.02 | 0/214 |
| 5 | C | 0.77 | 0/2121 | 0.63 | 0/2852 |
| 6 | D | 0.77 | 0/1586 | 0.62 | 0/2134 |
| 7 | E | 0.68 | 0/1571 | 0.62 | 0/2113 |
| 8 | F | 0.56 | 0/1434 | 0.61 | 0/1926 |
| 9 | G | 0.54 | 0/1333 | 0.62 | 0/1805 |
| 10 | H | 0.43 | 0/1122 | 0.70 | 1/1515 (0.1%) |
| 11 | I | 0.74 | 0/1152 | 0.59 | 0/1551 |
| 12 | J | 0.73 | 0/955 | 0.63 | 0/1279 |
| 13 | K | 0.69 | 0/1062 | 0.66 | 0/1413 |
| 14 | L | 0.70 | 0/1093 | 0.62 | 0/1460 |
| 15 | M | 0.69 | 0/964 | 0.64 | 0/1289 |
| 16 | N | 0.61 | 0/902 | 0.62 | 0/1209 |
| 17 | O | 0.74 | 0/929 | 0.58 | 0/1242 |
| 18 | P | 0.80 | 0/960 | 0.62 | 0/1278 |
| 19 | Q | 0.70 | 0/829 | 0.62 | 0/1107 |
| 20 | R | 0.75 | 0/864 | 0.64 | 0/1156 |
| 21 | S | 0.71 | 0/752 | 0.59 | 0/1005 |
| 22 | T | 0.62 | 0/796 | 0.61 | 0/1062 |
| 23 | U | 0.62 | 0/766 | 0.60 | 0/1025 |
| 24 | V | 0.71 | 0/608 | 0.62 | 0/804 |
| 25 | W | 0.69 | 0/635 | 0.61 | 0/848 |
| 26 | X | 0.57 | 0/502 | 0.65 | 0/667 |
| 27 | Y | 0.64 | 0/452 | 0.60 | 0/605 |
| 28 | Z | 0.47 | 0/531 | 0.59 | 0/709 |
| 29 | a | 0.68 | 0/450 | 0.63 | 0/599 |
| 30 | b | 0.62 | 0/433 | 0.59 | 0/576 |
| 31 | c | 0.73 | 0/380 | 0.64 | 0/498 |

| Mol | Chain | Bond lengths | | Bond angles | |
|-----|-------|--------------|------------------|-------------|------------------|
| | | RMSZ | # Z >5 | RMSZ | # Z >5 |
| 32 | d | 0.73 | 0/513 | 0.65 | 0/676 |
| 33 | e | 0.74 | 0/303 | 0.61 | 0/397 |
| 34 | f | 0.51 | 0/1791 | 0.62 | 0/2413 |
| 35 | g | 0.61 | 0/1663 | 0.60 | 0/2241 |
| 36 | h | 0.59 | 0/1665 | 0.60 | 0/2227 |
| 37 | i | 0.70 | 0/1165 | 0.66 | 0/1568 |
| 38 | j | 0.58 | 0/867 | 0.57 | 0/1171 |
| 39 | k | 0.53 | 0/1195 | 0.61 | 0/1602 |
| 40 | l | 0.65 | 0/989 | 0.60 | 0/1326 |
| 41 | m | 0.58 | 0/1034 | 0.64 | 0/1375 |
| 42 | n | 0.55 | 0/800 | 0.67 | 0/1082 |
| 43 | o | 0.59 | 0/893 | 0.60 | 0/1205 |
| 44 | p | 0.69 | 0/960 | 0.62 | 0/1286 |
| 45 | q | 0.54 | 0/909 | 0.64 | 0/1215 |
| 46 | r | 0.58 | 0/817 | 0.60 | 0/1088 |
| 47 | s | 0.58 | 0/722 | 0.58 | 0/964 |
| 48 | t | 0.64 | 0/659 | 0.62 | 0/884 |
| 49 | u | 0.61 | 0/657 | 0.59 | 0/881 |
| 50 | v | 0.58 | 0/553 | 0.66 | 0/743 |
| 51 | w | 0.53 | 0/680 | 0.58 | 0/915 |
| 52 | x | 0.56 | 0/675 | 0.65 | 0/895 |
| 53 | y | 0.48 | 0/597 | 0.61 | 0/792 |
| 54 | z | 1.05 | 11/2062 (0.5%) | 1.30 | 13/3208 (0.4%) |
| 55 | B | 0.41 | 0/200 | 0.57 | 0/267 |
| All | All | 0.95 | 15/156438 (0.0%) | 0.97 | 99/234001 (0.0%) |

All (15) bond length outliers are listed below:

| Mol | Chain | Res | Type | Atoms | Z | Observed(Å) | Ideal(Å) |
|-----|-------|------|------|-------|--------|-------------|----------|
| 54 | z | 20 | U | C2-N3 | 16.02 | 1.49 | 1.37 |
| 54 | z | 20 | U | C5-C6 | 14.97 | 1.47 | 1.34 |
| 54 | z | 9 | G | OP3-P | -10.99 | 1.48 | 1.61 |
| 54 | z | 20 | U | N1-C2 | 10.89 | 1.48 | 1.38 |
| 54 | z | 20 | U | N3-C4 | 8.00 | 1.45 | 1.38 |
| 54 | z | 20 | U | OP3-P | -7.93 | 1.51 | 1.61 |
| 54 | z | 20 | U | N1-C6 | 7.83 | 1.45 | 1.38 |
| 54 | z | 67 | U | OP3-P | -7.53 | 1.52 | 1.61 |
| 54 | z | 8 | U | OP3-P | -7.29 | 1.52 | 1.61 |
| 54 | z | 20 | U | C4-C5 | 5.82 | 1.48 | 1.43 |
| 1 | 1 | 2499 | C | N1-C6 | -5.71 | 1.33 | 1.37 |
| 54 | z | 20 | U | C4-O4 | -5.48 | 1.19 | 1.23 |
| 1 | 1 | 671 | C | N1-C6 | -5.37 | 1.33 | 1.37 |

Continued on next page...

Continued from previous page...

| Mol | Chain | Res | Type | Atoms | Z | Observed(Å) | Ideal(Å) |
|-----|-------|-----|------|-------|-------|-------------|----------|
| 1 | 1 | 673 | C | N1-C6 | -5.25 | 1.33 | 1.37 |
| 1 | 1 | 787 | C | N1-C6 | -5.04 | 1.34 | 1.37 |

All (99) bond angle outliers are listed below:

| Mol | Chain | Res | Type | Atoms | Z | Observed(°) | Ideal(°) |
|-----|-------|------|------|------------|--------|-------------|----------|
| 54 | z | 67 | U | O5'-P-OP1 | -21.44 | 84.97 | 110.70 |
| 54 | z | 8 | U | O5'-P-OP1 | -19.48 | 87.33 | 110.70 |
| 54 | z | 20 | U | C2-N3-C4 | -12.49 | 119.50 | 127.00 |
| 54 | z | 20 | U | C5-C4-O4 | -10.73 | 119.46 | 125.90 |
| 54 | z | 20 | U | N3-C4-C5 | 9.52 | 120.31 | 114.60 |
| 1 | 1 | 2193 | G | C4-N9-C1' | 8.71 | 137.82 | 126.50 |
| 54 | z | 20 | U | N1-C2-N3 | 8.64 | 120.08 | 114.90 |
| 54 | z | 19 | C | OP1-P-O3' | -8.56 | 86.36 | 105.20 |
| 1 | 1 | 2103 | C | N1-C2-O2 | 8.45 | 123.97 | 118.90 |
| 1 | 1 | 1062 | G | N3-C4-N9 | 8.38 | 131.03 | 126.00 |
| 1 | 1 | 2179 | C | N3-C2-O2 | -8.14 | 116.20 | 121.90 |
| 1 | 1 | 2193 | G | C8-N9-C1' | -7.90 | 116.73 | 127.00 |
| 1 | 1 | 1313 | U | C2-N1-C1' | 7.86 | 127.13 | 117.70 |
| 54 | z | 19 | C | OP2-P-O3' | -7.85 | 87.92 | 105.20 |
| 1 | 1 | 2193 | G | C6-C5-N7 | -7.82 | 125.71 | 130.40 |
| 1 | 1 | 2614 | A | C6-N1-C2 | -7.15 | 114.31 | 118.60 |
| 54 | z | 20 | U | OP1-P-OP2 | 7.10 | 130.24 | 119.60 |
| 1 | 1 | 1076 | C | N3-C2-O2 | -7.09 | 116.94 | 121.90 |
| 1 | 1 | 1062 | G | C4-N9-C1' | 7.05 | 135.67 | 126.50 |
| 54 | z | 67 | U | O5'-P-OP2 | 7.01 | 119.11 | 110.70 |
| 1 | 1 | 974 | G | O4'-C1'-N9 | 6.80 | 113.64 | 108.20 |
| 1 | 1 | 2189 | U | O4'-C1'-N1 | 6.78 | 113.62 | 108.20 |
| 1 | 1 | 221 | A | O4'-C1'-N9 | 6.75 | 113.60 | 108.20 |
| 54 | z | 8 | U | O5'-P-OP2 | 6.75 | 118.80 | 110.70 |
| 1 | 1 | 1047 | G | O4'-C1'-N9 | 6.72 | 113.58 | 108.20 |
| 1 | 1 | 2193 | G | N3-C4-N9 | 6.65 | 129.99 | 126.00 |
| 1 | 1 | 1313 | U | C6-N1-C1' | -6.61 | 111.94 | 121.20 |
| 1 | 1 | 481 | G | O4'-C1'-N9 | 6.60 | 113.48 | 108.20 |
| 1 | 1 | 2244 | U | N3-C4-O4 | 6.58 | 124.01 | 119.40 |
| 1 | 1 | 67 | U | C5-C4-O4 | -6.56 | 121.97 | 125.90 |
| 1 | 1 | 1062 | G | C8-N9-C1' | -6.53 | 118.51 | 127.00 |
| 1 | 1 | 640 | C | C6-N1-C2 | -6.49 | 117.71 | 120.30 |
| 1 | 1 | 1871 | A | O4'-C1'-N9 | 6.43 | 113.34 | 108.20 |
| 1 | 1 | 2053 | G | C5-N7-C8 | -6.42 | 101.09 | 104.30 |
| 1 | 1 | 2244 | U | C5-C4-O4 | -6.41 | 122.05 | 125.90 |
| 1 | 1 | 67 | U | N3-C4-O4 | 6.40 | 123.88 | 119.40 |

Continued on next page...

Continued from previous page...

| Mol | Chain | Res | Type | Atoms | Z | Observed(°) | Ideal(°) |
|-----|-------|------|------|-------------|-------|-------------|----------|
| 2 | 2 | 1109 | C | C3'-C2'-C1' | 6.33 | 106.56 | 101.50 |
| 1 | 1 | 2512 | C | C5'-C4'-C3' | 6.25 | 125.99 | 116.00 |
| 1 | 1 | 2193 | G | C4-C5-N7 | 6.21 | 113.29 | 110.80 |
| 1 | 1 | 2103 | C | N3-C2-O2 | -6.20 | 117.56 | 121.90 |
| 1 | 1 | 1923 | U | O4'-C1'-N1 | 6.12 | 113.10 | 108.20 |
| 1 | 1 | 620 | G | P-O3'-C3' | -6.09 | 112.39 | 119.70 |
| 2 | 2 | 74 | A | O4'-C1'-N9 | 6.08 | 113.06 | 108.20 |
| 1 | 1 | 1857 | G | O4'-C1'-N9 | 6.08 | 113.06 | 108.20 |
| 1 | 1 | 2186 | G | N3-C4-C5 | 6.06 | 131.63 | 128.60 |
| 1 | 1 | 2195 | U | O4'-C1'-N1 | 6.05 | 113.04 | 108.20 |
| 1 | 1 | 1062 | G | N3-C4-C5 | -5.99 | 125.61 | 128.60 |
| 1 | 1 | 2314 | A | O4'-C1'-N9 | 5.98 | 112.99 | 108.20 |
| 1 | 1 | 274 | C | N1-C2-O2 | 5.97 | 122.48 | 118.90 |
| 1 | 1 | 2053 | G | C4-C5-N7 | 5.93 | 113.17 | 110.80 |
| 1 | 1 | 75 | G | N3-C4-N9 | -5.92 | 122.45 | 126.00 |
| 1 | 1 | 1728 | C | C2-N1-C1' | -5.90 | 112.31 | 118.80 |
| 1 | 1 | 1062 | G | C6-C5-N7 | -5.88 | 126.87 | 130.40 |
| 2 | 2 | 1028 | C | O4'-C1'-N1 | -5.86 | 103.51 | 108.20 |
| 1 | 1 | 2194 | U | O4'-C1'-N1 | 5.84 | 112.87 | 108.20 |
| 1 | 1 | 2179 | C | C6-N1-C2 | -5.83 | 117.97 | 120.30 |
| 2 | 2 | 259 | G | N3-C4-N9 | -5.80 | 122.52 | 126.00 |
| 2 | 2 | 215 | C | C2-N1-C1' | 5.80 | 125.18 | 118.80 |
| 1 | 1 | 1410 | G | P-O3'-C3' | 5.77 | 126.63 | 119.70 |
| 1 | 1 | 2136 | G | P-O3'-C3' | 5.76 | 126.61 | 119.70 |
| 1 | 1 | 1830 | C | C2-N1-C1' | 5.74 | 125.12 | 118.80 |
| 1 | 1 | 2104 | C | C6-N1-C2 | -5.66 | 118.04 | 120.30 |
| 2 | 2 | 1009 | U | O4'-C1'-N1 | 5.59 | 112.67 | 108.20 |
| 1 | 1 | 1075 | C | N1-C2-O2 | 5.58 | 122.25 | 118.90 |
| 1 | 1 | 2179 | C | N1-C2-O2 | 5.57 | 122.24 | 118.90 |
| 1 | 1 | 565 | C | C6-N1-C2 | 5.53 | 122.51 | 120.30 |
| 1 | 1 | 551 | G | C8-N9-C1' | -5.52 | 119.82 | 127.00 |
| 2 | 2 | 207 | C | C2-N1-C1' | -5.51 | 112.74 | 118.80 |
| 1 | 1 | 1052 | C | N1-C2-O2 | -5.49 | 115.61 | 118.90 |
| 10 | H | 116 | ARG | NE-CZ-NH1 | 5.47 | 123.04 | 120.30 |
| 2 | 2 | 686 | U | O4'-C1'-N1 | 5.43 | 112.55 | 108.20 |
| 1 | 1 | 2799 | A | C6-C5-N7 | -5.40 | 128.52 | 132.30 |
| 1 | 1 | 275 | C | C2-N1-C1' | -5.36 | 112.90 | 118.80 |
| 1 | 1 | 1075 | C | N3-C2-O2 | -5.34 | 118.16 | 121.90 |
| 1 | 1 | 114 | U | C2-N1-C1' | 5.30 | 124.06 | 117.70 |
| 1 | 1 | 551 | G | C4-N9-C1' | 5.28 | 133.37 | 126.50 |
| 1 | 1 | 1625 | C | N1-C2-O2 | 5.27 | 122.06 | 118.90 |
| 54 | z | 9 | G | OP1-P-OP2 | 5.27 | 127.51 | 119.60 |

Continued on next page...

Continued from previous page...

| Mol | Chain | Res | Type | Atoms | Z | Observed(°) | Ideal(°) |
|-----|-------|------|------|------------|-------|-------------|----------|
| 1 | 1 | 1830 | C | C6-N1-C1' | -5.27 | 114.48 | 120.80 |
| 1 | 1 | 1313 | U | O4'-C1'-N1 | 5.27 | 112.42 | 108.20 |
| 1 | 1 | 2430 | A | N1-C6-N6 | 5.26 | 121.76 | 118.60 |
| 1 | 1 | 2799 | A | N9-C4-C5 | -5.26 | 103.70 | 105.80 |
| 2 | 2 | 168 | G | C8-N9-C1' | -5.25 | 120.17 | 127.00 |
| 1 | 1 | 2150 | C | O4'-C1'-N1 | -5.21 | 104.03 | 108.20 |
| 1 | 1 | 640 | C | C5-C6-N1 | 5.19 | 123.59 | 121.00 |
| 1 | 1 | 1568 | G | N3-C4-C5 | 5.18 | 131.19 | 128.60 |
| 2 | 2 | 207 | C | N1-C2-O2 | -5.17 | 115.80 | 118.90 |
| 1 | 1 | 2194 | U | C2-N1-C1' | -5.15 | 111.52 | 117.70 |
| 1 | 1 | 640 | C | C2-N1-C1' | 5.15 | 124.47 | 118.80 |
| 54 | z | 56 | G | N9-C4-C5 | -5.15 | 103.34 | 105.40 |
| 1 | 1 | 1670 | C | C5-C4-N4 | -5.15 | 116.60 | 120.20 |
| 1 | 1 | 2193 | G | N7-C8-N9 | 5.11 | 115.65 | 113.10 |
| 1 | 1 | 1082 | U | O4'-C1'-N1 | 5.10 | 112.28 | 108.20 |
| 1 | 1 | 1062 | G | N9-C4-C5 | -5.08 | 103.37 | 105.40 |
| 1 | 1 | 885 | C | N1-C2-O2 | -5.08 | 115.85 | 118.90 |
| 1 | 1 | 1728 | C | N1-C2-O2 | -5.08 | 115.86 | 118.90 |
| 1 | 1 | 273 | G | C8-N9-C1' | -5.07 | 120.41 | 127.00 |
| 2 | 2 | 168 | G | C6-C5-N7 | -5.06 | 127.37 | 130.40 |
| 1 | 1 | 883 | G | N3-C4-N9 | -5.01 | 122.99 | 126.00 |

There are no chirality outliers.

There are no planarity outliers.

5.2 Too-close contacts [i](#)

Due to software issues we are unable to calculate clashes - this section is therefore empty.

5.3 Torsion angles [i](#)

5.3.1 Protein backbone [i](#)

In the following table, the Percentiles column shows the percent Ramachandran outliers of the chain as a percentile score with respect to all PDB entries followed by that with respect to all EM entries.

The Analysed column shows the number of residues for which the backbone conformation was analysed, and the total number of residues.

| Mol | Chain | Analysed | Favoured | Allowed | Outliers | Percentiles | |
|-----|-------|---------------|-----------|---------|----------|-------------|-----|
| 5 | C | 269/271 (99%) | 256 (95%) | 13 (5%) | 0 | 100 | 100 |
| 6 | D | 207/209 (99%) | 201 (97%) | 3 (1%) | 3 (1%) | 9 | 40 |
| 7 | E | 199/201 (99%) | 197 (99%) | 2 (1%) | 0 | 100 | 100 |
| 8 | F | 175/177 (99%) | 165 (94%) | 9 (5%) | 1 (1%) | 22 | 57 |
| 9 | G | 173/175 (99%) | 161 (93%) | 12 (7%) | 0 | 100 | 100 |
| 10 | H | 147/149 (99%) | 137 (93%) | 10 (7%) | 0 | 100 | 100 |
| 11 | I | 140/142 (99%) | 137 (98%) | 3 (2%) | 0 | 100 | 100 |
| 12 | J | 121/123 (98%) | 119 (98%) | 2 (2%) | 0 | 100 | 100 |
| 13 | K | 142/144 (99%) | 138 (97%) | 4 (3%) | 0 | 100 | 100 |
| 14 | L | 134/136 (98%) | 130 (97%) | 4 (3%) | 0 | 100 | 100 |
| 15 | M | 117/119 (98%) | 114 (97%) | 3 (3%) | 0 | 100 | 100 |
| 16 | N | 114/116 (98%) | 111 (97%) | 3 (3%) | 0 | 100 | 100 |
| 17 | O | 112/114 (98%) | 111 (99%) | 1 (1%) | 0 | 100 | 100 |
| 18 | P | 115/117 (98%) | 114 (99%) | 1 (1%) | 0 | 100 | 100 |
| 19 | Q | 101/103 (98%) | 94 (93%) | 5 (5%) | 2 (2%) | 6 | 32 |
| 20 | R | 108/110 (98%) | 106 (98%) | 2 (2%) | 0 | 100 | 100 |
| 21 | S | 92/94 (98%) | 90 (98%) | 2 (2%) | 0 | 100 | 100 |
| 22 | T | 101/103 (98%) | 94 (93%) | 7 (7%) | 0 | 100 | 100 |
| 23 | U | 92/94 (98%) | 90 (98%) | 2 (2%) | 0 | 100 | 100 |
| 24 | V | 78/80 (98%) | 72 (92%) | 6 (8%) | 0 | 100 | 100 |
| 25 | W | 75/77 (97%) | 74 (99%) | 1 (1%) | 0 | 100 | 100 |
| 26 | X | 60/62 (97%) | 59 (98%) | 1 (2%) | 0 | 100 | 100 |
| 27 | Y | 56/58 (97%) | 55 (98%) | 1 (2%) | 0 | 100 | 100 |
| 28 | Z | 64/66 (97%) | 59 (92%) | 5 (8%) | 0 | 100 | 100 |
| 29 | a | 54/56 (96%) | 52 (96%) | 2 (4%) | 0 | 100 | 100 |
| 30 | b | 50/52 (96%) | 49 (98%) | 1 (2%) | 0 | 100 | 100 |
| 31 | c | 44/46 (96%) | 44 (100%) | 0 | 0 | 100 | 100 |
| 32 | d | 62/64 (97%) | 58 (94%) | 4 (6%) | 0 | 100 | 100 |
| 33 | e | 36/38 (95%) | 35 (97%) | 1 (3%) | 0 | 100 | 100 |
| 34 | f | 223/225 (99%) | 207 (93%) | 16 (7%) | 0 | 100 | 100 |
| 35 | g | 206/208 (99%) | 198 (96%) | 8 (4%) | 0 | 100 | 100 |
| 36 | h | 203/205 (99%) | 201 (99%) | 2 (1%) | 0 | 100 | 100 |

Continued on next page...

Continued from previous page...

| Mol | Chain | Analysed | Favoured | Allowed | Outliers | Percentiles | |
|-----|-------|-----------------|------------|----------|----------|-------------|-----|
| 37 | i | 154/156 (99%) | 145 (94%) | 9 (6%) | 0 | 100 | 100 |
| 38 | j | 102/104 (98%) | 99 (97%) | 3 (3%) | 0 | 100 | 100 |
| 39 | k | 149/151 (99%) | 145 (97%) | 4 (3%) | 0 | 100 | 100 |
| 40 | l | 127/129 (98%) | 125 (98%) | 2 (2%) | 0 | 100 | 100 |
| 41 | m | 125/127 (98%) | 118 (94%) | 7 (6%) | 0 | 100 | 100 |
| 42 | n | 97/99 (98%) | 93 (96%) | 4 (4%) | 0 | 100 | 100 |
| 43 | o | 115/117 (98%) | 108 (94%) | 7 (6%) | 0 | 100 | 100 |
| 44 | p | 120/123 (98%) | 114 (95%) | 6 (5%) | 0 | 100 | 100 |
| 45 | q | 114/116 (98%) | 109 (96%) | 5 (4%) | 0 | 100 | 100 |
| 46 | r | 98/100 (98%) | 97 (99%) | 1 (1%) | 0 | 100 | 100 |
| 47 | s | 86/88 (98%) | 84 (98%) | 2 (2%) | 0 | 100 | 100 |
| 48 | t | 80/82 (98%) | 78 (98%) | 2 (2%) | 0 | 100 | 100 |
| 49 | u | 78/80 (98%) | 75 (96%) | 3 (4%) | 0 | 100 | 100 |
| 50 | v | 64/66 (97%) | 64 (100%) | 0 | 0 | 100 | 100 |
| 51 | w | 81/83 (98%) | 78 (96%) | 3 (4%) | 0 | 100 | 100 |
| 52 | x | 84/86 (98%) | 84 (100%) | 0 | 0 | 100 | 100 |
| 53 | y | 68/70 (97%) | 67 (98%) | 1 (2%) | 0 | 100 | 100 |
| 55 | B | 25/27 (93%) | 13 (52%) | 11 (44%) | 1 (4%) | 2 | 18 |
| All | All | 5637/5738 (98%) | 5424 (96%) | 206 (4%) | 7 (0%) | 50 | 80 |

All (7) Ramachandran outliers are listed below:

| Mol | Chain | Res | Type |
|-----|-------|-----|------|
| 6 | D | 152 | PRO |
| 6 | D | 153 | GLY |
| 6 | D | 154 | LYS |
| 19 | Q | 52 | PRO |
| 19 | Q | 53 | PHE |
| 55 | B | 16 | LYS |
| 8 | F | 124 | GLY |

5.3.2 Protein sidechains ⓘ

In the following table, the Percentiles column shows the percent sidechain outliers of the chain as a percentile score with respect to all PDB entries followed by that with respect to all EM

entries.

The Analysed column shows the number of residues for which the sidechain conformation was analysed, and the total number of residues.

| Mol | Chain | Analysed | Rotameric | Outliers | Percentiles | |
|-----|-------|----------------|------------|----------|-------------|-----|
| 5 | C | 216/216 (100%) | 216 (100%) | 0 | 100 | 100 |
| 6 | D | 164/164 (100%) | 163 (99%) | 1 (1%) | 84 | 92 |
| 7 | E | 165/165 (100%) | 165 (100%) | 0 | 100 | 100 |
| 8 | F | 148/148 (100%) | 148 (100%) | 0 | 100 | 100 |
| 9 | G | 136/136 (100%) | 136 (100%) | 0 | 100 | 100 |
| 10 | H | 114/114 (100%) | 110 (96%) | 4 (4%) | 31 | 63 |
| 11 | I | 116/116 (100%) | 116 (100%) | 0 | 100 | 100 |
| 12 | J | 104/104 (100%) | 103 (99%) | 1 (1%) | 73 | 87 |
| 13 | K | 103/103 (100%) | 102 (99%) | 1 (1%) | 73 | 87 |
| 14 | L | 109/109 (100%) | 108 (99%) | 1 (1%) | 75 | 89 |
| 15 | M | 99/99 (100%) | 99 (100%) | 0 | 100 | 100 |
| 16 | N | 86/86 (100%) | 85 (99%) | 1 (1%) | 67 | 85 |
| 17 | O | 99/99 (100%) | 99 (100%) | 0 | 100 | 100 |
| 18 | P | 89/89 (100%) | 88 (99%) | 1 (1%) | 70 | 86 |
| 19 | Q | 84/84 (100%) | 84 (100%) | 0 | 100 | 100 |
| 20 | R | 93/93 (100%) | 93 (100%) | 0 | 100 | 100 |
| 21 | S | 81/81 (100%) | 81 (100%) | 0 | 100 | 100 |
| 22 | T | 84/84 (100%) | 84 (100%) | 0 | 100 | 100 |
| 23 | U | 78/78 (100%) | 78 (100%) | 0 | 100 | 100 |
| 24 | V | 59/59 (100%) | 58 (98%) | 1 (2%) | 56 | 78 |
| 25 | W | 67/67 (100%) | 67 (100%) | 0 | 100 | 100 |
| 26 | X | 54/54 (100%) | 54 (100%) | 0 | 100 | 100 |
| 27 | Y | 48/48 (100%) | 48 (100%) | 0 | 100 | 100 |
| 28 | Z | 59/59 (100%) | 59 (100%) | 0 | 100 | 100 |
| 29 | a | 47/47 (100%) | 47 (100%) | 0 | 100 | 100 |
| 30 | b | 47/47 (100%) | 47 (100%) | 0 | 100 | 100 |
| 31 | c | 38/38 (100%) | 38 (100%) | 0 | 100 | 100 |
| 32 | d | 51/51 (100%) | 50 (98%) | 1 (2%) | 50 | 75 |
| 33 | e | 34/34 (100%) | 34 (100%) | 0 | 100 | 100 |

Continued on next page...

Continued from previous page...

| Mol | Chain | Analysed | Rotameric | Outliers | Percentiles | |
|-----|-------|------------------|-------------|----------|-------------|-----|
| 34 | f | 187/187 (100%) | 187 (100%) | 0 | 100 | 100 |
| 35 | g | 171/171 (100%) | 169 (99%) | 2 (1%) | 67 | 85 |
| 36 | h | 172/172 (100%) | 171 (99%) | 1 (1%) | 84 | 92 |
| 37 | i | 119/119 (100%) | 117 (98%) | 2 (2%) | 56 | 78 |
| 38 | j | 91/91 (100%) | 91 (100%) | 0 | 100 | 100 |
| 39 | k | 124/124 (100%) | 124 (100%) | 0 | 100 | 100 |
| 40 | l | 104/104 (100%) | 104 (100%) | 0 | 100 | 100 |
| 41 | m | 105/105 (100%) | 104 (99%) | 1 (1%) | 73 | 87 |
| 42 | n | 86/86 (100%) | 85 (99%) | 1 (1%) | 67 | 85 |
| 43 | o | 90/90 (100%) | 89 (99%) | 1 (1%) | 70 | 86 |
| 44 | p | 102/102 (100%) | 102 (100%) | 0 | 100 | 100 |
| 45 | q | 94/94 (100%) | 94 (100%) | 0 | 100 | 100 |
| 46 | r | 83/83 (100%) | 83 (100%) | 0 | 100 | 100 |
| 47 | s | 76/76 (100%) | 76 (100%) | 0 | 100 | 100 |
| 48 | t | 65/65 (100%) | 64 (98%) | 1 (2%) | 60 | 81 |
| 49 | u | 74/74 (100%) | 74 (100%) | 0 | 100 | 100 |
| 50 | v | 57/57 (100%) | 57 (100%) | 0 | 100 | 100 |
| 51 | w | 72/72 (100%) | 71 (99%) | 1 (1%) | 62 | 82 |
| 52 | x | 65/65 (100%) | 64 (98%) | 1 (2%) | 60 | 81 |
| 53 | y | 60/60 (100%) | 59 (98%) | 1 (2%) | 56 | 78 |
| 55 | B | 20/20 (100%) | 19 (95%) | 1 (5%) | 20 | 54 |
| All | All | 4689/4689 (100%) | 4664 (100%) | 25 (0%) | 85 | 93 |

All (25) residues with a non-rotameric sidechain are listed below:

| Mol | Chain | Res | Type |
|-----|-------|-----|------|
| 6 | D | 151 | THR |
| 10 | H | 43 | ASN |
| 10 | H | 50 | ARG |
| 10 | H | 57 | LYS |
| 10 | H | 75 | LEU |
| 12 | J | 17 | ARG |
| 13 | K | 48 | ARG |
| 14 | L | 59 | ARG |
| 16 | N | 53 | THR |

Continued on next page...

Continued from previous page...

| Mol | Chain | Res | Type |
|-----|-------|-----|------|
| 18 | P | 78 | LYS |
| 24 | V | 14 | ARG |
| 32 | d | 31 | HIS |
| 35 | g | 164 | ARG |
| 35 | g | 172 | ARG |
| 36 | h | 138 | SER |
| 37 | i | 29 | ARG |
| 37 | i | 93 | ARG |
| 41 | m | 106 | ARG |
| 42 | n | 5 | ARG |
| 43 | o | 56 | ARG |
| 48 | t | 1 | MET |
| 51 | w | 78 | ARG |
| 52 | x | 85 | LYS |
| 53 | y | 9 | ASN |
| 55 | B | 16 | LYS |

Sometimes sidechains can be flipped to improve hydrogen bonding and reduce clashes. All (1) such sidechains are listed below:

| Mol | Chain | Res | Type |
|-----|-------|-----|------|
| 32 | d | 31 | HIS |

5.3.3 RNA ⓘ

| Mol | Chain | Analysed | Backbone Outliers | Pucker Outliers |
|-----|-------|-----------------|-------------------|-----------------|
| 1 | 1 | 2898/2903 (99%) | 494 (17%) | 11 (0%) |
| 2 | 2 | 1529/1534 (99%) | 260 (17%) | 4 (0%) |
| 3 | 3 | 119/120 (99%) | 15 (12%) | 0 |
| 4 | 4 | 5/6 (83%) | 1 (20%) | 0 |
| 54 | z | 87/88 (98%) | 41 (47%) | 0 |
| All | All | 4638/4651 (99%) | 811 (17%) | 15 (0%) |

All (811) RNA backbone outliers are listed below:

| Mol | Chain | Res | Type |
|-----|-------|-----|------|
| 1 | 1 | 10 | A |
| 1 | 1 | 15 | G |
| 1 | 1 | 34 | U |
| 1 | 1 | 35 | G |
| 1 | 1 | 46 | G |

Continued on next page...

Continued from previous page...

| Mol | Chain | Res | Type |
|-----|-------|-----|------|
| 1 | 1 | 51 | G |
| 1 | 1 | 71 | A |
| 1 | 1 | 74 | A |
| 1 | 1 | 75 | G |
| 1 | 1 | 84 | A |
| 1 | 1 | 85 | G |
| 1 | 1 | 101 | A |
| 1 | 1 | 102 | U |
| 1 | 1 | 110 | G |
| 1 | 1 | 118 | A |
| 1 | 1 | 119 | A |
| 1 | 1 | 120 | U |
| 1 | 1 | 122 | G |
| 1 | 1 | 125 | A |
| 1 | 1 | 138 | U |
| 1 | 1 | 139 | U |
| 1 | 1 | 140 | C |
| 1 | 1 | 142 | A |
| 1 | 1 | 163 | C |
| 1 | 1 | 181 | A |
| 1 | 1 | 196 | A |
| 1 | 1 | 199 | A |
| 1 | 1 | 215 | G |
| 1 | 1 | 216 | A |
| 1 | 1 | 222 | A |
| 1 | 1 | 248 | G |
| 1 | 1 | 249 | C |
| 1 | 1 | 264 | C |
| 1 | 1 | 265 | A |
| 1 | 1 | 266 | G |
| 1 | 1 | 272 | A |
| 1 | 1 | 273 | G |
| 1 | 1 | 275 | C |
| 1 | 1 | 276 | U |
| 1 | 1 | 285 | G |
| 1 | 1 | 311 | A |
| 1 | 1 | 329 | G |
| 1 | 1 | 330 | A |
| 1 | 1 | 343 | C |
| 1 | 1 | 353 | C |
| 1 | 1 | 361 | G |
| 1 | 1 | 371 | A |

Continued on next page...

Continued from previous page...

| Mol | Chain | Res | Type |
|-----|-------|-----|------|
| 1 | 1 | 372 | G |
| 1 | 1 | 383 | C |
| 1 | 1 | 386 | G |
| 1 | 1 | 396 | G |
| 1 | 1 | 399 | U |
| 1 | 1 | 405 | U |
| 1 | 1 | 406 | G |
| 1 | 1 | 411 | G |
| 1 | 1 | 412 | A |
| 1 | 1 | 424 | G |
| 1 | 1 | 435 | C |
| 1 | 1 | 457 | A |
| 1 | 1 | 467 | G |
| 1 | 1 | 481 | G |
| 1 | 1 | 489 | G |
| 1 | 1 | 491 | G |
| 1 | 1 | 505 | A |
| 1 | 1 | 509 | C |
| 1 | 1 | 510 | C |
| 1 | 1 | 513 | A |
| 1 | 1 | 532 | A |
| 1 | 1 | 533 | G |
| 1 | 1 | 543 | G |
| 1 | 1 | 544 | C |
| 1 | 1 | 546 | U |
| 1 | 1 | 547 | A |
| 1 | 1 | 548 | G |
| 1 | 1 | 549 | G |
| 1 | 1 | 551 | G |
| 1 | 1 | 563 | A |
| 1 | 1 | 573 | U |
| 1 | 1 | 575 | A |
| 1 | 1 | 603 | A |
| 1 | 1 | 612 | G |
| 1 | 1 | 613 | A |
| 1 | 1 | 614 | A |
| 1 | 1 | 615 | U |
| 1 | 1 | 616 | A |
| 1 | 1 | 627 | A |
| 1 | 1 | 637 | A |
| 1 | 1 | 645 | C |
| 1 | 1 | 647 | G |

Continued on next page...

Continued from previous page...

| Mol | Chain | Res | Type |
|-----|-------|-----|------|
| 1 | 1 | 654 | A |
| 1 | 1 | 655 | A |
| 1 | 1 | 670 | A |
| 1 | 1 | 686 | U |
| 1 | 1 | 702 | U |
| 1 | 1 | 709 | U |
| 1 | 1 | 710 | U |
| 1 | 1 | 726 | G |
| 1 | 1 | 730 | A |
| 1 | 1 | 747 | 5MU |
| 1 | 1 | 764 | A |
| 1 | 1 | 765 | C |
| 1 | 1 | 775 | G |
| 1 | 1 | 776 | G |
| 1 | 1 | 782 | A |
| 1 | 1 | 784 | G |
| 1 | 1 | 785 | G |
| 1 | 1 | 792 | A |
| 1 | 1 | 800 | A |
| 1 | 1 | 805 | G |
| 1 | 1 | 812 | C |
| 1 | 1 | 819 | A |
| 1 | 1 | 827 | U |
| 1 | 1 | 828 | U |
| 1 | 1 | 845 | A |
| 1 | 1 | 846 | U |
| 1 | 1 | 858 | G |
| 1 | 1 | 859 | G |
| 1 | 1 | 866 | A |
| 1 | 1 | 869 | G |
| 1 | 1 | 878 | A |
| 1 | 1 | 880 | G |
| 1 | 1 | 882 | G |
| 1 | 1 | 884 | U |
| 1 | 1 | 885 | C |
| 1 | 1 | 887 | A |
| 1 | 1 | 888 | C |
| 1 | 1 | 891 | G |
| 1 | 1 | 893 | C |
| 1 | 1 | 894 | U |
| 1 | 1 | 895 | U |
| 1 | 1 | 896 | A |

Continued on next page...

Continued from previous page...

| Mol | Chain | Res | Type |
|-----|-------|------|------|
| 1 | 1 | 897 | C |
| 1 | 1 | 898 | C |
| 1 | 1 | 907 | G |
| 1 | 1 | 910 | A |
| 1 | 1 | 931 | U |
| 1 | 1 | 932 | U |
| 1 | 1 | 941 | A |
| 1 | 1 | 946 | C |
| 1 | 1 | 961 | C |
| 1 | 1 | 973 | A |
| 1 | 1 | 974 | G |
| 1 | 1 | 983 | A |
| 1 | 1 | 989 | G |
| 1 | 1 | 995 | C |
| 1 | 1 | 996 | A |
| 1 | 1 | 999 | U |
| 1 | 1 | 1005 | C |
| 1 | 1 | 1012 | U |
| 1 | 1 | 1013 | C |
| 1 | 1 | 1022 | G |
| 1 | 1 | 1023 | U |
| 1 | 1 | 1025 | G |
| 1 | 1 | 1026 | G |
| 1 | 1 | 1033 | U |
| 1 | 1 | 1043 | C |
| 1 | 1 | 1046 | A |
| 1 | 1 | 1047 | G |
| 1 | 1 | 1057 | A |
| 1 | 1 | 1060 | U |
| 1 | 1 | 1061 | U |
| 1 | 1 | 1062 | G |
| 1 | 1 | 1064 | C |
| 1 | 1 | 1065 | U |
| 1 | 1 | 1066 | U |
| 1 | 1 | 1067 | A |
| 1 | 1 | 1068 | G |
| 1 | 1 | 1070 | A |
| 1 | 1 | 1071 | G |
| 1 | 1 | 1073 | A |
| 1 | 1 | 1087 | G |
| 1 | 1 | 1088 | A |
| 1 | 1 | 1090 | A |

Continued on next page...

Continued from previous page...

| Mol | Chain | Res | Type |
|-----|-------|------|------|
| 1 | 1 | 1096 | A |
| 1 | 1 | 1101 | U |
| 1 | 1 | 1110 | G |
| 1 | 1 | 1111 | A |
| 1 | 1 | 1112 | G |
| 1 | 1 | 1119 | U |
| 1 | 1 | 1122 | G |
| 1 | 1 | 1128 | G |
| 1 | 1 | 1130 | U |
| 1 | 1 | 1131 | G |
| 1 | 1 | 1132 | U |
| 1 | 1 | 1133 | A |
| 1 | 1 | 1134 | A |
| 1 | 1 | 1135 | C |
| 1 | 1 | 1136 | G |
| 1 | 1 | 1139 | G |
| 1 | 1 | 1142 | A |
| 1 | 1 | 1156 | A |
| 1 | 1 | 1169 | A |
| 1 | 1 | 1170 | C |
| 1 | 1 | 1171 | G |
| 1 | 1 | 1173 | U |
| 1 | 1 | 1175 | A |
| 1 | 1 | 1176 | U |
| 1 | 1 | 1177 | G |
| 1 | 1 | 1178 | C |
| 1 | 1 | 1179 | G |
| 1 | 1 | 1182 | G |
| 1 | 1 | 1186 | G |
| 1 | 1 | 1206 | G |
| 1 | 1 | 1212 | G |
| 1 | 1 | 1218 | G |
| 1 | 1 | 1236 | G |
| 1 | 1 | 1238 | G |
| 1 | 1 | 1247 | A |
| 1 | 1 | 1250 | G |
| 1 | 1 | 1253 | A |
| 1 | 1 | 1256 | G |
| 1 | 1 | 1266 | G |
| 1 | 1 | 1271 | G |
| 1 | 1 | 1272 | A |
| 1 | 1 | 1300 | G |

Continued on next page...

Continued from previous page...

| Mol | Chain | Res | Type |
|-----|-------|------|------|
| 1 | 1 | 1301 | A |
| 1 | 1 | 1321 | A |
| 1 | 1 | 1329 | U |
| 1 | 1 | 1341 | G |
| 1 | 1 | 1345 | C |
| 1 | 1 | 1352 | U |
| 1 | 1 | 1365 | A |
| 1 | 1 | 1368 | G |
| 1 | 1 | 1379 | U |
| 1 | 1 | 1380 | G |
| 1 | 1 | 1383 | A |
| 1 | 1 | 1386 | C |
| 1 | 1 | 1408 | G |
| 1 | 1 | 1417 | C |
| 1 | 1 | 1419 | A |
| 1 | 1 | 1427 | A |
| 1 | 1 | 1428 | C |
| 1 | 1 | 1437 | C |
| 1 | 1 | 1460 | U |
| 1 | 1 | 1468 | U |
| 1 | 1 | 1476 | U |
| 1 | 1 | 1482 | G |
| 1 | 1 | 1490 | A |
| 1 | 1 | 1493 | C |
| 1 | 1 | 1494 | A |
| 1 | 1 | 1503 | A |
| 1 | 1 | 1508 | A |
| 1 | 1 | 1509 | A |
| 1 | 1 | 1510 | G |
| 1 | 1 | 1515 | A |
| 1 | 1 | 1524 | G |
| 1 | 1 | 1529 | G |
| 1 | 1 | 1530 | G |
| 1 | 1 | 1532 | A |
| 1 | 1 | 1535 | A |
| 1 | 1 | 1536 | C |
| 1 | 1 | 1537 | G |
| 1 | 1 | 1554 | U |
| 1 | 1 | 1559 | U |
| 1 | 1 | 1566 | A |
| 1 | 1 | 1569 | A |
| 1 | 1 | 1578 | U |

Continued on next page...

Continued from previous page...

| Mol | Chain | Res | Type |
|-----|-------|------|------|
| 1 | 1 | 1580 | A |
| 1 | 1 | 1583 | A |
| 1 | 1 | 1587 | G |
| 1 | 1 | 1589 | U |
| 1 | 1 | 1590 | A |
| 1 | 1 | 1608 | A |
| 1 | 1 | 1619 | G |
| 1 | 1 | 1634 | A |
| 1 | 1 | 1647 | U |
| 1 | 1 | 1648 | U |
| 1 | 1 | 1649 | G |
| 1 | 1 | 1651 | G |
| 1 | 1 | 1674 | G |
| 1 | 1 | 1715 | G |
| 1 | 1 | 1723 | G |
| 1 | 1 | 1729 | U |
| 1 | 1 | 1730 | C |
| 1 | 1 | 1732 | C |
| 1 | 1 | 1738 | G |
| 1 | 1 | 1756 | G |
| 1 | 1 | 1764 | C |
| 1 | 1 | 1773 | A |
| 1 | 1 | 1782 | U |
| 1 | 1 | 1791 | A |
| 1 | 1 | 1800 | C |
| 1 | 1 | 1801 | A |
| 1 | 1 | 1802 | A |
| 1 | 1 | 1808 | A |
| 1 | 1 | 1811 | G |
| 1 | 1 | 1816 | C |
| 1 | 1 | 1829 | A |
| 1 | 1 | 1833 | C |
| 1 | 1 | 1835 | 2MG |
| 1 | 1 | 1847 | A |
| 1 | 1 | 1848 | A |
| 1 | 1 | 1858 | A |
| 1 | 1 | 1862 | G |
| 1 | 1 | 1865 | U |
| 1 | 1 | 1868 | C |
| 1 | 1 | 1869 | G |
| 1 | 1 | 1870 | C |
| 1 | 1 | 1871 | A |

Continued on next page...

Continued from previous page...

| Mol | Chain | Res | Type |
|-----|-------|------|------|
| 1 | 1 | 1872 | A |
| 1 | 1 | 1873 | G |
| 1 | 1 | 1896 | G |
| 1 | 1 | 1906 | G |
| 1 | 1 | 1907 | G |
| 1 | 1 | 1912 | A |
| 1 | 1 | 1914 | C |
| 1 | 1 | 1923 | U |
| 1 | 1 | 1924 | C |
| 1 | 1 | 1929 | G |
| 1 | 1 | 1930 | G |
| 1 | 1 | 1936 | A |
| 1 | 1 | 1937 | A |
| 1 | 1 | 1938 | A |
| 1 | 1 | 1955 | U |
| 1 | 1 | 1967 | C |
| 1 | 1 | 1970 | A |
| 1 | 1 | 1971 | U |
| 1 | 1 | 1972 | G |
| 1 | 1 | 1991 | U |
| 1 | 1 | 1992 | G |
| 1 | 1 | 1993 | U |
| 1 | 1 | 1997 | C |
| 1 | 1 | 2002 | G |
| 1 | 1 | 2022 | U |
| 1 | 1 | 2023 | C |
| 1 | 1 | 2031 | A |
| 1 | 1 | 2033 | A |
| 1 | 1 | 2043 | C |
| 1 | 1 | 2052 | A |
| 1 | 1 | 2055 | C |
| 1 | 1 | 2056 | G |
| 1 | 1 | 2060 | A |
| 1 | 1 | 2061 | G |
| 1 | 1 | 2062 | A |
| 1 | 1 | 2069 | G7M |
| 1 | 1 | 2093 | G |
| 1 | 1 | 2095 | A |
| 1 | 1 | 2100 | G |
| 1 | 1 | 2102 | G |
| 1 | 1 | 2103 | C |
| 1 | 1 | 2107 | G |

Continued on next page...

Continued from previous page...

| Mol | Chain | Res | Type |
|-----|-------|------|------|
| 1 | 1 | 2110 | G |
| 1 | 1 | 2112 | G |
| 1 | 1 | 2113 | U |
| 1 | 1 | 2115 | G |
| 1 | 1 | 2116 | G |
| 1 | 1 | 2117 | A |
| 1 | 1 | 2118 | U |
| 1 | 1 | 2119 | A |
| 1 | 1 | 2121 | G |
| 1 | 1 | 2122 | U |
| 1 | 1 | 2125 | G |
| 1 | 1 | 2126 | A |
| 1 | 1 | 2127 | G |
| 1 | 1 | 2131 | U |
| 1 | 1 | 2132 | U |
| 1 | 1 | 2133 | G |
| 1 | 1 | 2134 | A |
| 1 | 1 | 2139 | U |
| 1 | 1 | 2140 | G |
| 1 | 1 | 2145 | C |
| 1 | 1 | 2146 | C |
| 1 | 1 | 2147 | A |
| 1 | 1 | 2151 | U |
| 1 | 1 | 2158 | A |
| 1 | 1 | 2159 | G |
| 1 | 1 | 2162 | G |
| 1 | 1 | 2163 | A |
| 1 | 1 | 2164 | C |
| 1 | 1 | 2165 | C |
| 1 | 1 | 2169 | A |
| 1 | 1 | 2171 | A |
| 1 | 1 | 2172 | U |
| 1 | 1 | 2173 | A |
| 1 | 1 | 2178 | C |
| 1 | 1 | 2183 | A |
| 1 | 1 | 2189 | U |
| 1 | 1 | 2190 | G |
| 1 | 1 | 2191 | A |
| 1 | 1 | 2194 | U |
| 1 | 1 | 2198 | A |
| 1 | 1 | 2204 | G |
| 1 | 1 | 2211 | A |

Continued on next page...

Continued from previous page...

| Mol | Chain | Res | Type |
|-----|-------|------|------|
| 1 | 1 | 2225 | A |
| 1 | 1 | 2229 | U |
| 1 | 1 | 2238 | G |
| 1 | 1 | 2239 | G |
| 1 | 1 | 2243 | U |
| 1 | 1 | 2250 | G |
| 1 | 1 | 2278 | A |
| 1 | 1 | 2283 | C |
| 1 | 1 | 2286 | G |
| 1 | 1 | 2287 | A |
| 1 | 1 | 2288 | A |
| 1 | 1 | 2305 | U |
| 1 | 1 | 2309 | A |
| 1 | 1 | 2319 | G |
| 1 | 1 | 2322 | A |
| 1 | 1 | 2325 | G |
| 1 | 1 | 2327 | A |
| 1 | 1 | 2333 | A |
| 1 | 1 | 2334 | U |
| 1 | 1 | 2336 | A |
| 1 | 1 | 2345 | G |
| 1 | 1 | 2347 | C |
| 1 | 1 | 2350 | C |
| 1 | 1 | 2357 | G |
| 1 | 1 | 2361 | G |
| 1 | 1 | 2376 | A |
| 1 | 1 | 2383 | G |
| 1 | 1 | 2385 | C |
| 1 | 1 | 2402 | U |
| 1 | 1 | 2403 | C |
| 1 | 1 | 2406 | A |
| 1 | 1 | 2423 | U |
| 1 | 1 | 2424 | C |
| 1 | 1 | 2425 | A |
| 1 | 1 | 2429 | G |
| 1 | 1 | 2430 | A |
| 1 | 1 | 2431 | U |
| 1 | 1 | 2435 | A |
| 1 | 1 | 2441 | U |
| 1 | 1 | 2445 | 2MG |
| 1 | 1 | 2448 | A |
| 1 | 1 | 2470 | G |

Continued on next page...

Continued from previous page...

| Mol | Chain | Res | Type |
|-----|-------|------|------|
| 1 | 1 | 2476 | A |
| 1 | 1 | 2478 | A |
| 1 | 1 | 2480 | C |
| 1 | 1 | 2491 | U |
| 1 | 1 | 2498 | OMC |
| 1 | 1 | 2502 | G |
| 1 | 1 | 2504 | PSU |
| 1 | 1 | 2505 | G |
| 1 | 1 | 2506 | U |
| 1 | 1 | 2507 | C |
| 1 | 1 | 2513 | A |
| 1 | 1 | 2518 | A |
| 1 | 1 | 2520 | C |
| 1 | 1 | 2529 | G |
| 1 | 1 | 2535 | G |
| 1 | 1 | 2547 | A |
| 1 | 1 | 2554 | U |
| 1 | 1 | 2566 | A |
| 1 | 1 | 2567 | G |
| 1 | 1 | 2572 | A |
| 1 | 1 | 2573 | C |
| 1 | 1 | 2586 | U |
| 1 | 1 | 2602 | A |
| 1 | 1 | 2603 | G |
| 1 | 1 | 2609 | U |
| 1 | 1 | 2613 | U |
| 1 | 1 | 2629 | U |
| 1 | 1 | 2646 | C |
| 1 | 1 | 2663 | G |
| 1 | 1 | 2689 | U |
| 1 | 1 | 2690 | U |
| 1 | 1 | 2714 | G |
| 1 | 1 | 2716 | C |
| 1 | 1 | 2718 | G |
| 1 | 1 | 2725 | A |
| 1 | 1 | 2726 | A |
| 1 | 1 | 2733 | A |
| 1 | 1 | 2744 | G |
| 1 | 1 | 2748 | A |
| 1 | 1 | 2751 | G |
| 1 | 1 | 2757 | A |
| 1 | 1 | 2765 | A |

Continued on next page...

Continued from previous page...

| Mol | Chain | Res | Type |
|-----|-------|------|------|
| 1 | 1 | 2777 | G |
| 1 | 1 | 2778 | A |
| 1 | 1 | 2791 | G |
| 1 | 1 | 2793 | C |
| 1 | 1 | 2794 | C |
| 1 | 1 | 2797 | U |
| 1 | 1 | 2799 | A |
| 1 | 1 | 2811 | G |
| 1 | 1 | 2818 | U |
| 1 | 1 | 2820 | A |
| 1 | 1 | 2823 | A |
| 1 | 1 | 2825 | G |
| 1 | 1 | 2833 | U |
| 1 | 1 | 2835 | A |
| 1 | 1 | 2836 | U |
| 1 | 1 | 2861 | U |
| 1 | 1 | 2867 | G |
| 1 | 1 | 2872 | A |
| 1 | 1 | 2873 | A |
| 1 | 1 | 2879 | A |
| 1 | 1 | 2880 | C |
| 1 | 1 | 2883 | A |
| 1 | 1 | 2884 | U |
| 1 | 1 | 2885 | G |
| 1 | 1 | 2891 | U |
| 1 | 1 | 2898 | U |
| 1 | 1 | 2903 | U |
| 2 | 2 | 7 | A |
| 2 | 2 | 8 | A |
| 2 | 2 | 9 | G |
| 2 | 2 | 22 | G |
| 2 | 2 | 32 | A |
| 2 | 2 | 39 | G |
| 2 | 2 | 47 | C |
| 2 | 2 | 48 | C |
| 2 | 2 | 50 | A |
| 2 | 2 | 51 | A |
| 2 | 2 | 52 | C |
| 2 | 2 | 54 | C |
| 2 | 2 | 66 | A |
| 2 | 2 | 68 | G |
| 2 | 2 | 69 | G |

Continued on next page...

Continued from previous page...

| Mol | Chain | Res | Type |
|-----|-------|-----|------|
| 2 | 2 | 70 | U |
| 2 | 2 | 71 | A |
| 2 | 2 | 72 | A |
| 2 | 2 | 73 | C |
| 2 | 2 | 74 | A |
| 2 | 2 | 75 | G |
| 2 | 2 | 76 | G |
| 2 | 2 | 79 | G |
| 2 | 2 | 81 | A |
| 2 | 2 | 83 | C |
| 2 | 2 | 84 | U |
| 2 | 2 | 85 | U |
| 2 | 2 | 86 | G |
| 2 | 2 | 87 | C |
| 2 | 2 | 92 | U |
| 2 | 2 | 120 | A |
| 2 | 2 | 121 | U |
| 2 | 2 | 128 | G |
| 2 | 2 | 130 | A |
| 2 | 2 | 131 | A |
| 2 | 2 | 141 | G |
| 2 | 2 | 144 | G |
| 2 | 2 | 149 | A |
| 2 | 2 | 160 | A |
| 2 | 2 | 163 | C |
| 2 | 2 | 164 | G |
| 2 | 2 | 177 | G |
| 2 | 2 | 181 | A |
| 2 | 2 | 182 | A |
| 2 | 2 | 197 | A |
| 2 | 2 | 204 | G |
| 2 | 2 | 210 | C |
| 2 | 2 | 211 | G |
| 2 | 2 | 212 | G |
| 2 | 2 | 226 | G |
| 2 | 2 | 245 | U |
| 2 | 2 | 247 | G |
| 2 | 2 | 251 | G |
| 2 | 2 | 266 | G |
| 2 | 2 | 267 | C |
| 2 | 2 | 279 | A |
| 2 | 2 | 289 | G |

Continued on next page...

Continued from previous page...

| Mol | Chain | Res | Type |
|-----|-------|-----|------|
| 2 | 2 | 306 | A |
| 2 | 2 | 319 | G |
| 2 | 2 | 321 | A |
| 2 | 2 | 328 | C |
| 2 | 2 | 332 | G |
| 2 | 2 | 347 | G |
| 2 | 2 | 352 | C |
| 2 | 2 | 354 | G |
| 2 | 2 | 367 | U |
| 2 | 2 | 372 | C |
| 2 | 2 | 384 | G |
| 2 | 2 | 392 | C |
| 2 | 2 | 398 | U |
| 2 | 2 | 406 | G |
| 2 | 2 | 412 | A |
| 2 | 2 | 413 | G |
| 2 | 2 | 414 | A |
| 2 | 2 | 421 | U |
| 2 | 2 | 422 | C |
| 2 | 2 | 424 | G |
| 2 | 2 | 429 | U |
| 2 | 2 | 436 | C |
| 2 | 2 | 439 | U |
| 2 | 2 | 457 | G |
| 2 | 2 | 458 | U |
| 2 | 2 | 463 | U |
| 2 | 2 | 464 | U |
| 2 | 2 | 467 | U |
| 2 | 2 | 468 | A |
| 2 | 2 | 476 | U |
| 2 | 2 | 478 | A |
| 2 | 2 | 479 | U |
| 2 | 2 | 481 | G |
| 2 | 2 | 484 | G |
| 2 | 2 | 485 | U |
| 2 | 2 | 486 | U |
| 2 | 2 | 496 | A |
| 2 | 2 | 499 | A |
| 2 | 2 | 510 | A |
| 2 | 2 | 511 | C |
| 2 | 2 | 517 | G |
| 2 | 2 | 518 | C |

Continued on next page...

Continued from previous page...

| Mol | Chain | Res | Type |
|-----|-------|-----|------|
| 2 | 2 | 521 | G |
| 2 | 2 | 527 | G7M |
| 2 | 2 | 531 | U |
| 2 | 2 | 532 | A |
| 2 | 2 | 533 | A |
| 2 | 2 | 547 | A |
| 2 | 2 | 559 | A |
| 2 | 2 | 564 | C |
| 2 | 2 | 568 | G |
| 2 | 2 | 572 | A |
| 2 | 2 | 573 | A |
| 2 | 2 | 576 | C |
| 2 | 2 | 577 | G |
| 2 | 2 | 596 | A |
| 2 | 2 | 633 | G |
| 2 | 2 | 639 | G |
| 2 | 2 | 650 | G |
| 2 | 2 | 653 | U |
| 2 | 2 | 660 | C |
| 2 | 2 | 665 | A |
| 2 | 2 | 700 | G |
| 2 | 2 | 701 | U |
| 2 | 2 | 702 | A |
| 2 | 2 | 703 | G |
| 2 | 2 | 718 | A |
| 2 | 2 | 721 | G |
| 2 | 2 | 723 | U |
| 2 | 2 | 724 | G |
| 2 | 2 | 731 | G |
| 2 | 2 | 734 | G |
| 2 | 2 | 747 | A |
| 2 | 2 | 748 | G |
| 2 | 2 | 753 | A |
| 2 | 2 | 755 | G |
| 2 | 2 | 777 | A |
| 2 | 2 | 787 | A |
| 2 | 2 | 793 | U |
| 2 | 2 | 794 | A |
| 2 | 2 | 815 | A |
| 2 | 2 | 817 | C |
| 2 | 2 | 821 | G |
| 2 | 2 | 828 | U |

Continued on next page...

Continued from previous page...

| Mol | Chain | Res | Type |
|-----|-------|------|------|
| 2 | 2 | 829 | G |
| 2 | 2 | 832 | G |
| 2 | 2 | 836 | G |
| 2 | 2 | 841 | C |
| 2 | 2 | 843 | U |
| 2 | 2 | 844 | G |
| 2 | 2 | 845 | A |
| 2 | 2 | 846 | G |
| 2 | 2 | 884 | U |
| 2 | 2 | 885 | G |
| 2 | 2 | 887 | G |
| 2 | 2 | 914 | A |
| 2 | 2 | 934 | C |
| 2 | 2 | 935 | A |
| 2 | 2 | 960 | U |
| 2 | 2 | 965 | U |
| 2 | 2 | 966 | 2MG |
| 2 | 2 | 967 | 5MC |
| 2 | 2 | 969 | A |
| 2 | 2 | 971 | G |
| 2 | 2 | 972 | C |
| 2 | 2 | 974 | A |
| 2 | 2 | 975 | A |
| 2 | 2 | 976 | G |
| 2 | 2 | 977 | A |
| 2 | 2 | 982 | U |
| 2 | 2 | 993 | G |
| 2 | 2 | 994 | A |
| 2 | 2 | 996 | A |
| 2 | 2 | 1004 | A |
| 2 | 2 | 1008 | U |
| 2 | 2 | 1009 | U |
| 2 | 2 | 1019 | A |
| 2 | 2 | 1022 | A |
| 2 | 2 | 1025 | U |
| 2 | 2 | 1026 | G |
| 2 | 2 | 1028 | C |
| 2 | 2 | 1030 | U |
| 2 | 2 | 1031 | C |
| 2 | 2 | 1032 | G |
| 2 | 2 | 1034 | G |
| 2 | 2 | 1043 | G |

Continued on next page...

Continued from previous page...

| Mol | Chain | Res | Type |
|-----|-------|------|------|
| 2 | 2 | 1044 | A |
| 2 | 2 | 1046 | A |
| 2 | 2 | 1065 | U |
| 2 | 2 | 1080 | A |
| 2 | 2 | 1085 | U |
| 2 | 2 | 1089 | G |
| 2 | 2 | 1094 | G |
| 2 | 2 | 1095 | U |
| 2 | 2 | 1101 | A |
| 2 | 2 | 1104 | G |
| 2 | 2 | 1108 | G |
| 2 | 2 | 1124 | G |
| 2 | 2 | 1125 | U |
| 2 | 2 | 1132 | C |
| 2 | 2 | 1133 | G |
| 2 | 2 | 1136 | C |
| 2 | 2 | 1137 | C |
| 2 | 2 | 1139 | G |
| 2 | 2 | 1140 | C |
| 2 | 2 | 1141 | C |
| 2 | 2 | 1143 | G |
| 2 | 2 | 1145 | A |
| 2 | 2 | 1146 | A |
| 2 | 2 | 1151 | A |
| 2 | 2 | 1152 | A |
| 2 | 2 | 1158 | C |
| 2 | 2 | 1159 | U |
| 2 | 2 | 1160 | G |
| 2 | 2 | 1167 | A |
| 2 | 2 | 1175 | G |
| 2 | 2 | 1176 | A |
| 2 | 2 | 1184 | G |
| 2 | 2 | 1196 | A |
| 2 | 2 | 1197 | A |
| 2 | 2 | 1212 | U |
| 2 | 2 | 1213 | A |
| 2 | 2 | 1215 | G |
| 2 | 2 | 1227 | A |
| 2 | 2 | 1228 | C |
| 2 | 2 | 1238 | A |
| 2 | 2 | 1239 | A |
| 2 | 2 | 1257 | A |

Continued on next page...

Continued from previous page...

| Mol | Chain | Res | Type |
|-----|-------|------|------|
| 2 | 2 | 1258 | G |
| 2 | 2 | 1260 | G |
| 2 | 2 | 1261 | A |
| 2 | 2 | 1275 | A |
| 2 | 2 | 1277 | C |
| 2 | 2 | 1279 | G |
| 2 | 2 | 1280 | A |
| 2 | 2 | 1286 | U |
| 2 | 2 | 1287 | A |
| 2 | 2 | 1297 | G |
| 2 | 2 | 1299 | A |
| 2 | 2 | 1302 | C |
| 2 | 2 | 1305 | G |
| 2 | 2 | 1312 | G |
| 2 | 2 | 1317 | C |
| 2 | 2 | 1320 | C |
| 2 | 2 | 1336 | C |
| 2 | 2 | 1346 | A |
| 2 | 2 | 1353 | G |
| 2 | 2 | 1363 | A |
| 2 | 2 | 1370 | G |
| 2 | 2 | 1379 | G |
| 2 | 2 | 1381 | U |
| 2 | 2 | 1419 | G |
| 2 | 2 | 1441 | A |
| 2 | 2 | 1446 | A |
| 2 | 2 | 1494 | G |
| 2 | 2 | 1497 | G |
| 2 | 2 | 1499 | A |
| 2 | 2 | 1503 | A |
| 2 | 2 | 1506 | U |
| 2 | 2 | 1517 | G |
| 2 | 2 | 1529 | G |
| 2 | 2 | 1530 | G |
| 2 | 2 | 1534 | A |
| 3 | 3 | 2 | G |
| 3 | 3 | 9 | G |
| 3 | 3 | 13 | G |
| 3 | 3 | 24 | G |
| 3 | 3 | 35 | C |
| 3 | 3 | 36 | C |
| 3 | 3 | 45 | A |

Continued on next page...

Continued from previous page...

| Mol | Chain | Res | Type |
|-----|-------|-----|------|
| 3 | 3 | 51 | G |
| 3 | 3 | 56 | G |
| 3 | 3 | 66 | A |
| 3 | 3 | 88 | C |
| 3 | 3 | 89 | U |
| 3 | 3 | 90 | C |
| 3 | 3 | 99 | A |
| 3 | 3 | 109 | A |
| 4 | 4 | 2 | G |
| 54 | z | 2 | G |
| 54 | z | 7 | G |
| 54 | z | 8 | U |
| 54 | z | 10 | U |
| 54 | z | 13 | G |
| 54 | z | 14 | A |
| 54 | z | 15 | G |
| 54 | z | 16 | U |
| 54 | z | 17 | OMG |
| 54 | z | 19 | C |
| 54 | z | 20 | U |
| 54 | z | 21 | G |
| 54 | z | 22 | A |
| 54 | z | 23 | A |
| 54 | z | 24 | G |
| 54 | z | 36 | G |
| 54 | z | 37 | A |
| 54 | z | 45 | U |
| 54 | z | 46 | A |
| 54 | z | 48 | A |
| 54 | z | 49 | C |
| 54 | z | 50 | G |
| 54 | z | 51 | G |
| 54 | z | 53 | A |
| 54 | z | 54 | A |
| 54 | z | 55 | C |
| 54 | z | 56 | G |
| 54 | z | 59 | U |
| 54 | z | 61 | G |
| 54 | z | 65 | G |
| 54 | z | 66 | 5MU |
| 54 | z | 68 | C |
| 54 | z | 71 | A |

Continued on next page...

Continued from previous page...

| Mol | Chain | Res | Type |
|-----|-------|-----|------|
| 54 | z | 72 | U |
| 54 | z | 73 | C |
| 54 | z | 76 | C |
| 54 | z | 78 | C |
| 54 | z | 79 | C |
| 54 | z | 85 | G |
| 54 | z | 86 | C |
| 54 | z | 88 | A |

All (15) RNA pucker outliers are listed below:

| Mol | Chain | Res | Type |
|-----|-------|------|------|
| 1 | 1 | 404 | A |
| 1 | 1 | 613 | A |
| 1 | 1 | 784 | G |
| 1 | 1 | 894 | U |
| 1 | 1 | 896 | A |
| 1 | 1 | 1379 | U |
| 1 | 1 | 2102 | G |
| 1 | 1 | 2146 | C |
| 1 | 1 | 2189 | U |
| 1 | 1 | 2602 | A |
| 1 | 1 | 2756 | U |
| 2 | 2 | 516 | PSU |
| 2 | 2 | 966 | 2MG |
| 2 | 2 | 1109 | C |
| 2 | 2 | 1145 | A |

5.4 Non-standard residues in protein, DNA, RNA chains [i](#)

37 non-standard protein/DNA/RNA residues are modelled in this entry.

In the following table, the Counts columns list the number of bonds (or angles) for which Mogul statistics could be retrieved, the number of bonds (or angles) that are observed in the model and the number of bonds (or angles) that are defined in the Chemical Component Dictionary. The Link column lists molecule types, if any, to which the group is linked. The Z score for a bond length (or angle) is the number of standard deviations the observed value is removed from the expected value. A bond length (or angle) with $|Z| > 2$ is considered an outlier worth inspection. RMSZ is the root-mean-square of all Z scores of the bond lengths (or angles).

| Mol | Type | Chain | Res | Link | Bond lengths | | | Bond angles | | |
|-----|------|-------|-----|------|--------------|------|-------------|-------------|------|-------------|
| | | | | | Counts | RMSZ | $\# Z > 2$ | Counts | RMSZ | $\# Z > 2$ |
| 1 | 1MG | 1 | 745 | 1 | 18,26,27 | 2.85 | 5 (27%) | 19,39,42 | 1.24 | 2 (10%) |

| Mol | Type | Chain | Res | Link | Bond lengths | | | Bond angles | | |
|-----|------|-------|------|---------|--------------|------|----------|-------------|-------|----------|
| | | | | | Counts | RMSZ | # Z > 2 | Counts | RMSZ | # Z > 2 |
| 2 | 5MC | 2 | 1407 | 2 | 18,22,23 | 3.28 | 7 (38%) | 26,32,35 | 0.96 | 1 (3%) |
| 1 | PSU | 1 | 1911 | 1 | 18,21,22 | 0.96 | 2 (11%) | 22,30,33 | 1.94 | 4 (18%) |
| 54 | OMG | z | 17 | 54 | 22,27,27 | 3.57 | 7 (31%) | 26,41,41 | 11.79 | 11 (42%) |
| 2 | MA6 | 2 | 1519 | 2 | 18,26,27 | 1.22 | 2 (11%) | 19,38,41 | 3.61 | 2 (10%) |
| 1 | 3TD | 1 | 1915 | 1 | 18,22,23 | 3.97 | 7 (38%) | 22,32,35 | 1.61 | 2 (9%) |
| 2 | UR3 | 2 | 1498 | 2 | 19,22,23 | 2.56 | 7 (36%) | 26,32,35 | 1.20 | 2 (7%) |
| 44 | 0TD | p | 89 | 44 | 7,9,10 | 1.43 | 0 | 6,11,13 | 1.97 | 3 (50%) |
| 55 | FME | B | 1 | 55 | 8,9,10 | 0.90 | 0 | 7,9,11 | 1.39 | 1 (14%) |
| 2 | 2MG | 2 | 1207 | 2 | 18,26,27 | 2.30 | 7 (38%) | 16,38,41 | 1.33 | 3 (18%) |
| 1 | OMC | 1 | 2498 | 56,1 | 19,22,23 | 2.72 | 7 (36%) | 26,31,34 | 0.91 | 1 (3%) |
| 1 | PSU | 1 | 2504 | 1 | 18,21,22 | 1.05 | 2 (11%) | 22,30,33 | 1.89 | 5 (22%) |
| 1 | PSU | 1 | 746 | 56,1 | 18,21,22 | 1.00 | 1 (5%) | 22,30,33 | 1.70 | 3 (13%) |
| 1 | 2MA | 1 | 2503 | 56,1 | 19,25,26 | 3.07 | 7 (36%) | 21,37,40 | 1.75 | 3 (14%) |
| 2 | 5MC | 2 | 967 | 2 | 18,22,23 | 3.42 | 7 (38%) | 26,32,35 | 1.00 | 2 (7%) |
| 54 | 5MU | z | 66 | 54 | 19,22,23 | 4.90 | 7 (36%) | 28,32,35 | 3.69 | 10 (35%) |
| 1 | OMU | 1 | 2552 | 1 | 19,22,23 | 2.83 | 8 (42%) | 26,31,34 | 1.71 | 6 (23%) |
| 1 | PSU | 1 | 1917 | 1 | 18,21,22 | 1.09 | 2 (11%) | 22,30,33 | 1.97 | 6 (27%) |
| 2 | 2MG | 2 | 966 | 2 | 18,26,27 | 2.41 | 7 (38%) | 16,38,41 | 1.46 | 4 (25%) |
| 1 | PSU | 1 | 955 | 56,1 | 18,21,22 | 1.03 | 2 (11%) | 22,30,33 | 1.97 | 5 (22%) |
| 1 | PSU | 1 | 2605 | 1 | 18,21,22 | 0.97 | 1 (5%) | 22,30,33 | 2.01 | 5 (22%) |
| 1 | 5MU | 1 | 747 | 1 | 19,22,23 | 4.61 | 7 (36%) | 28,32,35 | 3.73 | 9 (32%) |
| 1 | G7M | 1 | 2069 | 1 | 20,26,27 | 2.25 | 9 (45%) | 17,39,42 | 1.29 | 2 (11%) |
| 1 | PSU | 1 | 2580 | 1 | 18,21,22 | 1.07 | 2 (11%) | 22,30,33 | 2.18 | 6 (27%) |
| 2 | 2MG | 2 | 1516 | 2 | 18,26,27 | 2.38 | 7 (38%) | 16,38,41 | 1.37 | 3 (18%) |
| 2 | G7M | 2 | 527 | 2 | 20,26,27 | 2.30 | 7 (35%) | 17,39,42 | 1.05 | 1 (5%) |
| 1 | PSU | 1 | 2457 | 1 | 18,21,22 | 1.08 | 2 (11%) | 22,30,33 | 2.08 | 6 (27%) |
| 2 | MA6 | 2 | 1518 | 2 | 18,26,27 | 1.22 | 2 (11%) | 19,38,41 | 3.23 | 2 (10%) |
| 2 | PSU | 2 | 516 | 56,2 | 18,21,22 | 0.92 | 2 (11%) | 22,30,33 | 1.77 | 4 (18%) |
| 2 | 4OC | 2 | 1402 | 2 | 20,23,24 | 2.85 | 8 (40%) | 26,32,35 | 0.96 | 1 (3%) |
| 1 | 2MG | 1 | 2445 | 1 | 18,26,27 | 2.23 | 8 (44%) | 16,38,41 | 1.34 | 4 (25%) |
| 1 | 5MC | 1 | 1962 | 1 | 18,22,23 | 3.35 | 7 (38%) | 26,32,35 | 1.18 | 2 (7%) |
| 1 | 6MZ | 1 | 2030 | 1 | 18,25,26 | 1.79 | 3 (16%) | 16,36,39 | 3.30 | 3 (18%) |
| 1 | OMG | 1 | 2251 | 54,56,1 | 18,26,27 | 2.22 | 7 (38%) | 19,38,41 | 1.45 | 4 (21%) |
| 1 | 5MU | 1 | 1939 | 56,1 | 19,22,23 | 4.54 | 7 (36%) | 28,32,35 | 3.74 | 9 (32%) |
| 1 | 2MG | 1 | 1835 | 1 | 18,26,27 | 2.27 | 7 (38%) | 16,38,41 | 1.24 | 3 (18%) |

| Mol | Type | Chain | Res | Link | Bond lengths | | | Bond angles | | |
|-----|------|-------|------|------|--------------|------|----------|-------------|------|----------|
| | | | | | Counts | RMSZ | # Z > 2 | Counts | RMSZ | # Z > 2 |
| 1 | 6MZ | 1 | 1618 | 1 | 18,25,26 | 1.78 | 2 (11%) | 16,36,39 | 3.60 | 3 (18%) |

In the following table, the Chirals column lists the number of chiral outliers, the number of chiral centers analysed, the number of these observed in the model and the number defined in the Chemical Component Dictionary. Similar counts are reported in the Torsion and Rings columns. '-' means no outliers of that kind were identified.

| Mol | Type | Chain | Res | Link | Chirals | Torsions | Rings |
|-----|------|-------|------|------|---------|-----------|---------|
| 1 | 1MG | 1 | 745 | 1 | - | 0/3/25/26 | 0/3/3/3 |
| 2 | 5MC | 2 | 1407 | 2 | - | 0/7/25/26 | 0/2/2/2 |
| 1 | PSU | 1 | 1911 | 1 | - | 0/7/25/26 | 0/2/2/2 |
| 54 | OMG | z | 17 | 54 | - | 5/8/28/28 | 0/3/3/3 |
| 2 | MA6 | 2 | 1519 | 2 | - | 5/7/29/30 | 0/3/3/3 |
| 1 | 3TD | 1 | 1915 | 1 | - | 2/7/25/26 | 0/2/2/2 |
| 2 | UR3 | 2 | 1498 | 2 | - | 0/7/25/26 | 0/2/2/2 |
| 44 | 0TD | p | 89 | 44 | - | 2/7/12/14 | - |
| 55 | FME | B | 1 | 55 | - | 3/7/9/11 | - |
| 2 | 2MG | 2 | 1207 | 2 | - | 0/5/27/28 | 0/3/3/3 |
| 1 | OMC | 1 | 2498 | 56,1 | - | 0/9/27/28 | 0/2/2/2 |
| 1 | PSU | 1 | 2504 | 1 | - | 2/7/25/26 | 0/2/2/2 |
| 1 | PSU | 1 | 746 | 56,1 | - | 1/7/25/26 | 0/2/2/2 |
| 1 | 2MA | 1 | 2503 | 56,1 | - | 2/3/25/26 | 0/3/3/3 |
| 2 | 5MC | 2 | 967 | 2 | - | 0/7/25/26 | 0/2/2/2 |
| 54 | 5MU | z | 66 | 54 | - | 6/7/25/26 | 0/2/2/2 |
| 1 | OMU | 1 | 2552 | 1 | - | 0/9/27/28 | 0/2/2/2 |
| 1 | PSU | 1 | 1917 | 1 | - | 0/7/25/26 | 0/2/2/2 |
| 2 | 2MG | 2 | 966 | 2 | - | 2/5/27/28 | 0/3/3/3 |
| 1 | PSU | 1 | 955 | 56,1 | - | 0/7/25/26 | 0/2/2/2 |
| 1 | PSU | 1 | 2605 | 1 | - | 0/7/25/26 | 0/2/2/2 |
| 1 | 5MU | 1 | 747 | 1 | - | 0/7/25/26 | 0/2/2/2 |
| 1 | G7M | 1 | 2069 | 1 | - | 1/3/25/26 | 0/3/3/3 |
| 1 | PSU | 1 | 2580 | 1 | - | 0/7/25/26 | 0/2/2/2 |
| 2 | 2MG | 2 | 1516 | 2 | - | 0/5/27/28 | 0/3/3/3 |
| 2 | G7M | 2 | 527 | 2 | - | 3/3/25/26 | 0/3/3/3 |
| 1 | PSU | 1 | 2457 | 1 | - | 0/7/25/26 | 0/2/2/2 |
| 2 | MA6 | 2 | 1518 | 2 | - | 1/7/29/30 | 0/3/3/3 |
| 2 | PSU | 2 | 516 | 56,2 | - | 2/7/25/26 | 0/2/2/2 |
| 2 | 4OC | 2 | 1402 | 2 | - | 2/9/29/30 | 0/2/2/2 |
| 1 | 2MG | 1 | 2445 | 1 | - | 2/5/27/28 | 0/3/3/3 |

Continued on next page...

Continued from previous page...

| Mol | Type | Chain | Res | Link | Chirals | Torsions | Rings |
|-----|------|-------|------|---------|---------|-----------|---------|
| 1 | 5MC | 1 | 1962 | 1 | - | 0/7/25/26 | 0/2/2/2 |
| 1 | 6MZ | 1 | 2030 | 1 | - | 2/5/27/28 | 0/3/3/3 |
| 1 | OMG | 1 | 2251 | 54,56,1 | - | 0/5/27/28 | 0/3/3/3 |
| 1 | 5MU | 1 | 1939 | 56,1 | - | 0/7/25/26 | 0/2/2/2 |
| 1 | 2MG | 1 | 1835 | 1 | - | 2/5/27/28 | 0/3/3/3 |
| 1 | 6MZ | 1 | 1618 | 1 | - | 3/5/27/28 | 0/3/3/3 |

All (182) bond length outliers are listed below:

| Mol | Chain | Res | Type | Atoms | Z | Observed(Å) | Ideal(Å) |
|-----|-------|------|------|-------|-------|-------------|----------|
| 1 | 1 | 1915 | 3TD | C6-C5 | 11.52 | 1.48 | 1.35 |
| 54 | z | 66 | 5MU | C6-N1 | 11.09 | 1.57 | 1.38 |
| 54 | z | 66 | 5MU | C2-N1 | 10.89 | 1.55 | 1.38 |
| 1 | 1 | 747 | 5MU | C2-N1 | 10.87 | 1.55 | 1.38 |
| 54 | z | 66 | 5MU | C4-C5 | 10.26 | 1.61 | 1.44 |
| 1 | 1 | 1939 | 5MU | C2-N1 | 10.14 | 1.54 | 1.38 |
| 1 | 1 | 747 | 5MU | C6-N1 | 9.67 | 1.54 | 1.38 |
| 1 | 1 | 1939 | 5MU | C6-N1 | 9.63 | 1.54 | 1.38 |
| 54 | z | 17 | OMG | O6-C6 | -9.37 | 1.04 | 1.23 |
| 1 | 1 | 1939 | 5MU | C4-C5 | 9.30 | 1.60 | 1.44 |
| 1 | 1 | 747 | 5MU | C4-C5 | 9.17 | 1.60 | 1.44 |
| 1 | 1 | 1915 | 3TD | C2-N1 | 8.66 | 1.48 | 1.37 |
| 2 | 2 | 967 | 5MC | C6-C5 | 8.65 | 1.48 | 1.34 |
| 2 | 2 | 1407 | 5MC | C6-C5 | 8.63 | 1.48 | 1.34 |
| 1 | 1 | 745 | 1MG | C2-N2 | 8.42 | 1.49 | 1.34 |
| 1 | 1 | 2503 | 2MA | C4-N3 | 8.22 | 1.48 | 1.35 |
| 1 | 1 | 1962 | 5MC | C6-C5 | 8.16 | 1.48 | 1.34 |
| 54 | z | 17 | OMG | C2-N3 | 7.94 | 1.52 | 1.33 |
| 1 | 1 | 1939 | 5MU | C4-N3 | -7.60 | 1.24 | 1.38 |
| 1 | 1 | 747 | 5MU | C4-N3 | -7.52 | 1.24 | 1.38 |
| 54 | z | 17 | OMG | C4-N3 | 7.34 | 1.55 | 1.37 |
| 54 | z | 66 | 5MU | C4-N3 | -7.06 | 1.25 | 1.38 |
| 1 | 1 | 1962 | 5MC | C4-N3 | 6.51 | 1.45 | 1.34 |
| 1 | 1 | 2552 | OMU | C2-N1 | 6.36 | 1.48 | 1.38 |
| 2 | 2 | 967 | 5MC | C4-N3 | 6.35 | 1.44 | 1.34 |
| 54 | z | 66 | 5MU | C6-C5 | 6.33 | 1.45 | 1.34 |
| 2 | 2 | 1498 | UR3 | C6-C5 | 6.32 | 1.49 | 1.35 |
| 1 | 1 | 2503 | 2MA | C2-N3 | 6.27 | 1.45 | 1.34 |
| 2 | 2 | 1402 | 4OC | C4-N3 | 6.26 | 1.43 | 1.32 |
| 1 | 1 | 2552 | OMU | C2-N3 | 6.23 | 1.49 | 1.38 |
| 1 | 1 | 1962 | 5MC | C2-N3 | 5.89 | 1.48 | 1.36 |
| 2 | 2 | 967 | 5MC | C2-N3 | 5.81 | 1.48 | 1.36 |

Continued on next page...

Continued from previous page...

| Mol | Chain | Res | Type | Atoms | Z | Observed(Å) | Ideal(Å) |
|-----|-------|------|------|-------|------|-------------|----------|
| 2 | 2 | 1407 | 5MC | C4-N3 | 5.79 | 1.43 | 1.34 |
| 2 | 2 | 1402 | 4OC | C6-C5 | 5.74 | 1.48 | 1.35 |
| 1 | 1 | 2498 | OMC | C2-N3 | 5.71 | 1.47 | 1.36 |
| 1 | 1 | 1618 | 6MZ | C6-N6 | 5.64 | 1.44 | 1.35 |
| 1 | 1 | 747 | 5MU | C6-C5 | 5.64 | 1.43 | 1.34 |
| 2 | 2 | 1498 | UR3 | C2-N1 | 5.57 | 1.46 | 1.38 |
| 1 | 1 | 1939 | 5MU | C6-C5 | 5.56 | 1.43 | 1.34 |
| 1 | 1 | 2030 | 6MZ | C6-N6 | 5.54 | 1.44 | 1.35 |
| 2 | 2 | 1402 | 4OC | C2-N3 | 5.53 | 1.47 | 1.36 |
| 2 | 2 | 1407 | 5MC | C2-N3 | 5.52 | 1.47 | 1.36 |
| 1 | 1 | 1915 | 3TD | C6-N1 | 5.47 | 1.45 | 1.36 |
| 1 | 1 | 2498 | OMC | C6-C5 | 5.42 | 1.47 | 1.35 |
| 1 | 1 | 2552 | OMU | C6-C5 | 5.34 | 1.47 | 1.35 |
| 1 | 1 | 745 | 1MG | C2-N3 | 5.24 | 1.44 | 1.34 |
| 2 | 2 | 527 | G7M | C2-N3 | 5.21 | 1.45 | 1.33 |
| 54 | z | 17 | OMG | C2-N1 | 5.07 | 1.50 | 1.37 |
| 1 | 1 | 2503 | 2MA | C6-N1 | 5.05 | 1.43 | 1.33 |
| 2 | 2 | 1516 | 2MG | C2-N2 | 5.03 | 1.44 | 1.33 |
| 2 | 2 | 966 | 2MG | C2-N2 | 5.00 | 1.44 | 1.33 |
| 1 | 1 | 2251 | OMG | C2-N3 | 4.94 | 1.45 | 1.33 |
| 2 | 2 | 1498 | UR3 | C2-N3 | 4.91 | 1.48 | 1.39 |
| 2 | 2 | 1207 | 2MG | C2-N2 | 4.82 | 1.44 | 1.33 |
| 1 | 1 | 1835 | 2MG | C2-N2 | 4.82 | 1.44 | 1.33 |
| 1 | 1 | 2503 | 2MA | C2-N1 | 4.77 | 1.42 | 1.34 |
| 2 | 2 | 966 | 2MG | C4-N3 | 4.74 | 1.48 | 1.37 |
| 1 | 1 | 1835 | 2MG | C4-N3 | 4.68 | 1.48 | 1.37 |
| 2 | 2 | 527 | G7M | C4-N3 | 4.67 | 1.48 | 1.37 |
| 1 | 1 | 1915 | 3TD | C2-N3 | 4.67 | 1.48 | 1.38 |
| 1 | 1 | 2069 | G7M | C2-N3 | 4.65 | 1.44 | 1.33 |
| 2 | 2 | 1207 | 2MG | C4-N3 | 4.65 | 1.48 | 1.37 |
| 1 | 1 | 2498 | OMC | C4-N3 | 4.62 | 1.43 | 1.34 |
| 54 | z | 17 | OMG | C6-N1 | 4.58 | 1.44 | 1.37 |
| 2 | 2 | 527 | G7M | C2-N2 | 4.56 | 1.45 | 1.34 |
| 1 | 1 | 2498 | OMC | C4-N4 | 4.54 | 1.44 | 1.33 |
| 2 | 2 | 1516 | 2MG | C2-N1 | 4.51 | 1.43 | 1.36 |
| 2 | 2 | 1516 | 2MG | C4-N3 | 4.48 | 1.48 | 1.37 |
| 1 | 1 | 2445 | 2MG | C2-N2 | 4.43 | 1.43 | 1.33 |
| 1 | 1 | 745 | 1MG | C4-N3 | 4.41 | 1.48 | 1.37 |
| 2 | 2 | 966 | 2MG | C2-N1 | 4.40 | 1.43 | 1.36 |
| 1 | 1 | 1962 | 5MC | C4-N4 | 4.34 | 1.45 | 1.34 |
| 2 | 2 | 967 | 5MC | C4-N4 | 4.31 | 1.45 | 1.34 |
| 2 | 2 | 1402 | 4OC | C4-N4 | 4.31 | 1.44 | 1.35 |

Continued on next page...

Continued from previous page...

| Mol | Chain | Res | Type | Atoms | Z | Observed(Å) | Ideal(Å) |
|-----|-------|------|------|-------|-------|-------------|----------|
| 1 | 1 | 2445 | 2MG | C4-N3 | 4.31 | 1.47 | 1.37 |
| 1 | 1 | 2069 | G7M | C4-N3 | 4.23 | 1.47 | 1.37 |
| 1 | 1 | 2251 | OMG | C4-N3 | 4.19 | 1.47 | 1.37 |
| 2 | 2 | 1207 | 2MG | C2-N1 | 4.15 | 1.43 | 1.36 |
| 1 | 1 | 2069 | G7M | C2-N2 | 4.09 | 1.43 | 1.34 |
| 2 | 2 | 967 | 5MC | C6-N1 | 4.08 | 1.45 | 1.38 |
| 1 | 1 | 1835 | 2MG | C2-N1 | 3.99 | 1.43 | 1.36 |
| 1 | 1 | 1962 | 5MC | C2-N1 | 3.88 | 1.48 | 1.40 |
| 2 | 2 | 1407 | 5MC | C6-N1 | 3.86 | 1.44 | 1.38 |
| 1 | 1 | 2552 | OMU | C4-N3 | 3.86 | 1.45 | 1.38 |
| 1 | 1 | 2445 | 2MG | C2-N1 | 3.84 | 1.42 | 1.36 |
| 2 | 2 | 1407 | 5MC | C4-N4 | 3.83 | 1.44 | 1.34 |
| 1 | 1 | 745 | 1MG | O6-C6 | -3.81 | 1.15 | 1.22 |
| 54 | z | 17 | OMG | C2-N2 | 3.71 | 1.43 | 1.34 |
| 2 | 2 | 967 | 5MC | C2-N1 | 3.68 | 1.48 | 1.40 |
| 1 | 1 | 2498 | OMC | C2-N1 | 3.64 | 1.47 | 1.40 |
| 2 | 2 | 1407 | 5MC | C2-N1 | 3.62 | 1.47 | 1.40 |
| 1 | 1 | 1962 | 5MC | C6-N1 | 3.57 | 1.44 | 1.38 |
| 2 | 2 | 1402 | 4OC | C2-N1 | 3.56 | 1.47 | 1.40 |
| 2 | 2 | 966 | 2MG | C6-N1 | 3.40 | 1.42 | 1.37 |
| 1 | 1 | 2069 | G7M | C6-N1 | 3.30 | 1.42 | 1.37 |
| 54 | z | 17 | OMG | C5-C6 | 3.29 | 1.54 | 1.47 |
| 2 | 2 | 1519 | MA6 | C5-C4 | -3.27 | 1.32 | 1.40 |
| 2 | 2 | 1402 | 4OC | C5-C4 | 3.21 | 1.47 | 1.40 |
| 1 | 1 | 747 | 5MU | O4-C4 | -3.17 | 1.17 | 1.23 |
| 2 | 2 | 1518 | MA6 | C5-C4 | -3.17 | 1.32 | 1.40 |
| 2 | 2 | 1516 | 2MG | C6-N1 | 3.07 | 1.42 | 1.37 |
| 2 | 2 | 1207 | 2MG | C6-N1 | 3.06 | 1.42 | 1.37 |
| 1 | 1 | 2251 | OMG | C6-N1 | 3.05 | 1.42 | 1.37 |
| 1 | 1 | 2030 | 6MZ | C5-C4 | -3.04 | 1.32 | 1.40 |
| 2 | 2 | 966 | 2MG | C5-C6 | 3.04 | 1.53 | 1.47 |
| 1 | 1 | 1939 | 5MU | O4-C4 | -3.03 | 1.17 | 1.23 |
| 1 | 1 | 2498 | OMC | O2-C2 | -3.03 | 1.18 | 1.23 |
| 1 | 1 | 2251 | OMG | C2-N2 | 3.03 | 1.41 | 1.34 |
| 1 | 1 | 1618 | 6MZ | C5-C4 | -3.01 | 1.33 | 1.40 |
| 1 | 1 | 2552 | OMU | O4-C4 | -2.98 | 1.18 | 1.24 |
| 2 | 2 | 967 | 5MC | O2-C2 | -2.98 | 1.18 | 1.23 |
| 1 | 1 | 1962 | 5MC | O2-C2 | -2.96 | 1.18 | 1.23 |
| 1 | 1 | 2445 | 2MG | C5-C4 | -2.96 | 1.35 | 1.43 |
| 2 | 2 | 1402 | 4OC | O2-C2 | -2.94 | 1.18 | 1.23 |
| 2 | 2 | 1407 | 5MC | O2-C2 | -2.91 | 1.18 | 1.23 |
| 1 | 1 | 2251 | OMG | C5-C4 | -2.90 | 1.35 | 1.43 |

Continued on next page...

Continued from previous page...

| Mol | Chain | Res | Type | Atoms | Z | Observed(Å) | Ideal(Å) |
|-----|-------|------|------|-------|-------|-------------|----------|
| 2 | 2 | 527 | G7M | C6-N1 | 2.87 | 1.42 | 1.37 |
| 2 | 2 | 1516 | 2MG | C5-C4 | -2.87 | 1.35 | 1.43 |
| 54 | z | 66 | 5MU | O4-C4 | -2.86 | 1.18 | 1.23 |
| 1 | 1 | 1835 | 2MG | C6-N1 | 2.80 | 1.42 | 1.37 |
| 1 | 1 | 1917 | PSU | C6-C5 | 2.80 | 1.38 | 1.35 |
| 2 | 2 | 1207 | 2MG | C5-C6 | 2.79 | 1.53 | 1.47 |
| 1 | 1 | 1939 | 5MU | O2-C2 | -2.74 | 1.18 | 1.23 |
| 1 | 1 | 1835 | 2MG | C5-C4 | -2.71 | 1.36 | 1.43 |
| 1 | 1 | 2457 | PSU | C6-C5 | 2.66 | 1.38 | 1.35 |
| 2 | 2 | 1516 | 2MG | C5-C6 | 2.64 | 1.52 | 1.47 |
| 54 | z | 66 | 5MU | O2-C2 | -2.63 | 1.18 | 1.23 |
| 1 | 1 | 1915 | 3TD | O2-C2 | -2.63 | 1.18 | 1.23 |
| 2 | 2 | 1207 | 2MG | C5-C4 | -2.63 | 1.36 | 1.43 |
| 1 | 1 | 2251 | OMG | O6-C6 | -2.62 | 1.18 | 1.23 |
| 2 | 2 | 527 | G7M | C5-C6 | 2.62 | 1.52 | 1.45 |
| 2 | 2 | 1498 | UR3 | C6-N1 | 2.61 | 1.44 | 1.38 |
| 1 | 1 | 2504 | PSU | C6-C5 | 2.61 | 1.38 | 1.35 |
| 1 | 1 | 2069 | G7M | C5-C6 | 2.59 | 1.52 | 1.45 |
| 1 | 1 | 2445 | 2MG | C6-N1 | 2.56 | 1.41 | 1.37 |
| 1 | 1 | 2552 | OMU | O2-C2 | -2.55 | 1.18 | 1.23 |
| 1 | 1 | 747 | 5MU | O2-C2 | -2.54 | 1.18 | 1.23 |
| 1 | 1 | 1835 | 2MG | C5-C6 | 2.54 | 1.52 | 1.47 |
| 1 | 1 | 2503 | 2MA | C6-N6 | -2.53 | 1.24 | 1.34 |
| 2 | 2 | 1402 | 4OC | C6-N1 | 2.53 | 1.44 | 1.38 |
| 1 | 1 | 2503 | 2MA | C6-C5 | 2.51 | 1.52 | 1.43 |
| 2 | 2 | 966 | 2MG | C5-C4 | -2.48 | 1.36 | 1.43 |
| 1 | 1 | 2445 | 2MG | C5-C6 | 2.46 | 1.52 | 1.47 |
| 1 | 1 | 2069 | G7M | C2-N1 | 2.46 | 1.43 | 1.37 |
| 1 | 1 | 1915 | 3TD | O4-C4 | -2.46 | 1.17 | 1.23 |
| 2 | 2 | 527 | G7M | C2-N1 | 2.44 | 1.43 | 1.37 |
| 2 | 2 | 527 | G7M | O6-C6 | -2.43 | 1.18 | 1.23 |
| 2 | 2 | 516 | PSU | C6-C5 | 2.43 | 1.38 | 1.35 |
| 1 | 1 | 2445 | 2MG | O6-C6 | -2.42 | 1.18 | 1.23 |
| 1 | 1 | 746 | PSU | C6-C5 | 2.40 | 1.38 | 1.35 |
| 1 | 1 | 2069 | G7M | O6-C6 | -2.38 | 1.18 | 1.23 |
| 1 | 1 | 1835 | 2MG | O6-C6 | -2.37 | 1.18 | 1.23 |
| 2 | 2 | 1518 | MA6 | C2-N3 | 2.37 | 1.35 | 1.32 |
| 1 | 1 | 2251 | OMG | C5-C6 | 2.36 | 1.52 | 1.47 |
| 1 | 1 | 2580 | PSU | C4-C5 | -2.34 | 1.37 | 1.44 |
| 2 | 2 | 1207 | 2MG | O6-C6 | -2.31 | 1.18 | 1.23 |
| 2 | 2 | 1519 | MA6 | C2-N3 | 2.31 | 1.35 | 1.32 |
| 1 | 1 | 1915 | 3TD | C4-N3 | 2.29 | 1.45 | 1.40 |

Continued on next page...

Continued from previous page...

| Mol | Chain | Res | Type | Atoms | Z | Observed(Å) | Ideal(Å) |
|-----|-------|------|------|---------|-------|-------------|----------|
| 1 | 1 | 745 | 1MG | C5-C4 | -2.28 | 1.37 | 1.43 |
| 2 | 2 | 1516 | 2MG | O6-C6 | -2.27 | 1.18 | 1.23 |
| 1 | 1 | 1911 | PSU | C6-C5 | 2.26 | 1.38 | 1.35 |
| 1 | 1 | 2069 | G7M | C5-C4 | -2.26 | 1.34 | 1.39 |
| 1 | 1 | 2069 | G7M | CN7-N7 | -2.25 | 1.42 | 1.47 |
| 1 | 1 | 2498 | OMC | C6-N1 | 2.22 | 1.43 | 1.38 |
| 1 | 1 | 2457 | PSU | C4-C5 | -2.21 | 1.37 | 1.44 |
| 1 | 1 | 2503 | 2MA | C5-C4 | -2.21 | 1.35 | 1.40 |
| 1 | 1 | 955 | PSU | C4-C5 | -2.19 | 1.37 | 1.44 |
| 1 | 1 | 1917 | PSU | C4-C5 | -2.16 | 1.38 | 1.44 |
| 1 | 1 | 2605 | PSU | C4-C5 | -2.16 | 1.38 | 1.44 |
| 2 | 2 | 966 | 2MG | O6-C6 | -2.14 | 1.18 | 1.23 |
| 1 | 1 | 2552 | OMU | C6-N1 | 2.14 | 1.43 | 1.38 |
| 2 | 2 | 516 | PSU | C4-C5 | -2.14 | 1.38 | 1.44 |
| 1 | 1 | 955 | PSU | C6-C5 | 2.12 | 1.37 | 1.35 |
| 1 | 1 | 2552 | OMU | C5-C4 | 2.12 | 1.48 | 1.43 |
| 1 | 1 | 2504 | PSU | C4-C5 | -2.12 | 1.38 | 1.44 |
| 2 | 2 | 1498 | UR3 | O2-C2 | -2.10 | 1.18 | 1.22 |
| 2 | 2 | 1498 | UR3 | C4-N3 | 2.07 | 1.45 | 1.40 |
| 1 | 1 | 2445 | 2MG | C2'-C1' | -2.06 | 1.50 | 1.53 |
| 2 | 2 | 1498 | UR3 | C3U-N3 | -2.04 | 1.43 | 1.47 |
| 1 | 1 | 1911 | PSU | C4-C5 | -2.04 | 1.38 | 1.44 |
| 1 | 1 | 2030 | 6MZ | C6-N1 | -2.03 | 1.31 | 1.34 |
| 1 | 1 | 2580 | PSU | C6-C5 | 2.01 | 1.37 | 1.35 |

All (143) bond angle outliers are listed below:

| Mol | Chain | Res | Type | Atoms | Z | Observed(°) | Ideal(°) |
|-----|-------|------|------|-----------|--------|-------------|----------|
| 54 | z | 17 | OMG | O6-C6-N1 | -49.24 | 62.50 | 120.65 |
| 54 | z | 17 | OMG | O6-C6-C5 | -31.08 | 63.67 | 124.37 |
| 2 | 2 | 1519 | MA6 | N1-C6-N6 | -14.51 | 101.79 | 117.06 |
| 2 | 2 | 1518 | MA6 | N1-C6-N6 | -12.76 | 103.63 | 117.06 |
| 1 | 1 | 747 | 5MU | C5-C4-N3 | 12.56 | 126.03 | 115.31 |
| 54 | z | 66 | 5MU | C5-C4-N3 | 12.27 | 125.78 | 115.31 |
| 1 | 1 | 1939 | 5MU | C5-C4-N3 | 12.18 | 125.71 | 115.31 |
| 1 | 1 | 1618 | 6MZ | C1'-N9-C4 | -11.97 | 105.60 | 126.64 |
| 1 | 1 | 2030 | 6MZ | C1'-N9-C4 | -11.50 | 106.44 | 126.64 |
| 1 | 1 | 1939 | 5MU | C5-C6-N1 | -9.91 | 113.15 | 123.34 |
| 1 | 1 | 747 | 5MU | C5-C6-N1 | -9.57 | 113.50 | 123.34 |
| 54 | z | 66 | 5MU | C5-C6-N1 | -8.89 | 114.19 | 123.34 |
| 54 | z | 17 | OMG | C5-C6-N1 | 6.92 | 126.17 | 113.95 |
| 1 | 1 | 747 | 5MU | O4-C4-C5 | -6.01 | 117.93 | 124.90 |

Continued on next page...

Continued from previous page...

| Mol | Chain | Res | Type | Atoms | Z | Observed(°) | Ideal(°) |
|-----|-------|------|------|-----------|-------|-------------|----------|
| 54 | z | 17 | OMG | OP3-P-OP1 | -5.87 | 87.70 | 110.68 |
| 1 | 1 | 2503 | 2MA | C1'-N9-C4 | 5.64 | 136.56 | 126.64 |
| 1 | 1 | 747 | 5MU | C4-N3-C2 | -5.50 | 120.23 | 127.35 |
| 2 | 2 | 1519 | MA6 | N3-C2-N1 | -5.46 | 120.14 | 128.68 |
| 1 | 1 | 1939 | 5MU | C4-N3-C2 | -5.41 | 120.34 | 127.35 |
| 54 | z | 66 | 5MU | C5M-C5-C4 | 5.37 | 124.67 | 118.77 |
| 54 | z | 17 | OMG | OP3-P-O5' | -5.35 | 92.51 | 106.73 |
| 1 | 1 | 1618 | 6MZ | C9-N6-C6 | -5.32 | 118.29 | 122.87 |
| 1 | 1 | 2580 | PSU | N1-C2-N3 | 5.29 | 121.12 | 115.13 |
| 2 | 2 | 1518 | MA6 | N3-C2-N1 | -5.28 | 120.42 | 128.68 |
| 1 | 1 | 1618 | 6MZ | N3-C2-N1 | -5.28 | 120.42 | 128.68 |
| 1 | 1 | 1939 | 5MU | O4-C4-C5 | -5.21 | 118.86 | 124.90 |
| 1 | 1 | 2605 | PSU | C4-N3-C2 | -5.20 | 118.85 | 126.34 |
| 1 | 1 | 2457 | PSU | N1-C2-N3 | 5.14 | 120.95 | 115.13 |
| 1 | 1 | 2457 | PSU | C4-N3-C2 | -5.14 | 118.94 | 126.34 |
| 1 | 1 | 1911 | PSU | C4-N3-C2 | -5.13 | 118.95 | 126.34 |
| 1 | 1 | 2580 | PSU | C4-N3-C2 | -5.12 | 118.96 | 126.34 |
| 54 | z | 17 | OMG | OP3-P-OP2 | -5.12 | 88.07 | 107.64 |
| 1 | 1 | 2552 | OMU | C4-N3-C2 | -5.11 | 119.84 | 126.58 |
| 54 | z | 17 | OMG | OP2-P-OP1 | 5.03 | 130.36 | 110.68 |
| 54 | z | 66 | 5MU | C4-N3-C2 | -5.02 | 120.86 | 127.35 |
| 1 | 1 | 1917 | PSU | C4-N3-C2 | -4.99 | 119.14 | 126.34 |
| 1 | 1 | 2030 | 6MZ | N3-C2-N1 | -4.97 | 120.90 | 128.68 |
| 1 | 1 | 955 | PSU | C4-N3-C2 | -4.97 | 119.17 | 126.34 |
| 54 | z | 66 | 5MU | O4-C4-C5 | -4.97 | 119.14 | 124.90 |
| 54 | z | 17 | OMG | C2-N1-C6 | -4.96 | 115.97 | 125.10 |
| 1 | 1 | 1915 | 3TD | N1-C2-N3 | 4.94 | 120.03 | 116.14 |
| 2 | 2 | 516 | PSU | C4-N3-C2 | -4.90 | 119.28 | 126.34 |
| 54 | z | 66 | 5MU | N3-C2-N1 | 4.90 | 121.39 | 114.89 |
| 1 | 1 | 2504 | PSU | N1-C2-N3 | 4.84 | 120.62 | 115.13 |
| 1 | 1 | 955 | PSU | N1-C2-N3 | 4.82 | 120.59 | 115.13 |
| 1 | 1 | 2605 | PSU | N1-C2-N3 | 4.81 | 120.58 | 115.13 |
| 1 | 1 | 746 | PSU | C4-N3-C2 | -4.77 | 119.47 | 126.34 |
| 1 | 1 | 2504 | PSU | C4-N3-C2 | -4.74 | 119.52 | 126.34 |
| 1 | 1 | 1939 | 5MU | N3-C2-N1 | 4.71 | 121.14 | 114.89 |
| 1 | 1 | 1911 | PSU | N1-C2-N3 | 4.70 | 120.46 | 115.13 |
| 1 | 1 | 1917 | PSU | N1-C2-N3 | 4.70 | 120.45 | 115.13 |
| 54 | z | 66 | 5MU | C5M-C5-C6 | -4.63 | 116.67 | 122.85 |
| 1 | 1 | 747 | 5MU | N3-C2-N1 | 4.54 | 120.92 | 114.89 |
| 1 | 1 | 1939 | 5MU | C5M-C5-C6 | -4.54 | 116.78 | 122.85 |
| 1 | 1 | 1939 | 5MU | C5M-C5-C4 | 4.50 | 123.72 | 118.77 |
| 2 | 2 | 516 | PSU | N1-C2-N3 | 4.26 | 119.96 | 115.13 |

Continued on next page...

Continued from previous page...

| Mol | Chain | Res | Type | Atoms | Z | Observed(°) | Ideal(°) |
|-----|-------|------|------|-----------|-------|-------------|----------|
| 1 | 1 | 746 | PSU | N1-C2-N3 | 4.26 | 119.95 | 115.13 |
| 1 | 1 | 1915 | 3TD | C4-N3-C2 | -4.26 | 119.99 | 124.61 |
| 2 | 2 | 1498 | UR3 | C4-N3-C2 | -4.20 | 120.61 | 124.56 |
| 1 | 1 | 747 | 5MU | C5M-C5-C6 | -3.81 | 117.77 | 122.85 |
| 1 | 1 | 2503 | 2MA | C2-N3-C4 | 3.67 | 118.50 | 115.52 |
| 1 | 1 | 747 | 5MU | C5M-C5-C4 | 3.65 | 122.78 | 118.77 |
| 1 | 1 | 2580 | PSU | O2-C2-N1 | -3.64 | 118.78 | 122.79 |
| 2 | 2 | 1407 | 5MC | C5-C6-N1 | -3.62 | 119.61 | 123.34 |
| 44 | p | 89 | 0TD | OD2-CG-CB | 3.53 | 120.77 | 113.15 |
| 1 | 1 | 2580 | PSU | C6-C5-C4 | 3.44 | 120.60 | 118.20 |
| 1 | 1 | 745 | 1MG | C5-C6-N1 | 3.37 | 118.96 | 113.90 |
| 1 | 1 | 2552 | OMU | N3-C2-N1 | 3.34 | 119.32 | 114.89 |
| 1 | 1 | 2552 | OMU | C5-C4-N3 | 3.27 | 119.72 | 114.84 |
| 2 | 2 | 1516 | 2MG | C5-C6-N1 | 3.18 | 119.58 | 113.95 |
| 54 | z | 66 | 5MU | O2-C2-N1 | -3.18 | 118.56 | 122.79 |
| 2 | 2 | 967 | 5MC | C5-C6-N1 | -3.17 | 120.08 | 123.34 |
| 1 | 1 | 2251 | OMG | C2-N1-C6 | -3.17 | 119.26 | 125.10 |
| 2 | 2 | 966 | 2MG | C5-C6-N1 | 3.16 | 119.52 | 113.95 |
| 1 | 1 | 2251 | OMG | C5-C6-N1 | 3.14 | 119.49 | 113.95 |
| 1 | 1 | 2605 | PSU | C6-C5-C4 | 3.13 | 120.39 | 118.20 |
| 55 | B | 1 | FME | C-CA-N | 3.11 | 115.34 | 109.73 |
| 1 | 1 | 2457 | PSU | O2-C2-N1 | -3.10 | 119.38 | 122.79 |
| 1 | 1 | 2069 | G7M | C2-N1-C6 | -3.09 | 119.40 | 125.10 |
| 2 | 2 | 1207 | 2MG | C5-C6-N1 | 3.08 | 119.40 | 113.95 |
| 1 | 1 | 1835 | 2MG | C5-C6-N1 | 3.07 | 119.38 | 113.95 |
| 1 | 1 | 2030 | 6MZ | C9-N6-C6 | -3.06 | 120.23 | 122.87 |
| 1 | 1 | 1911 | PSU | O2-C2-N1 | -3.06 | 119.43 | 122.79 |
| 1 | 1 | 2445 | 2MG | C5-C6-N1 | 3.05 | 119.34 | 113.95 |
| 54 | z | 17 | OMG | O5'-P-OP1 | 3.03 | 114.97 | 106.47 |
| 1 | 1 | 1917 | PSU | C6-C5-C4 | 3.01 | 120.30 | 118.20 |
| 1 | 1 | 955 | PSU | C6-C5-C4 | 3.00 | 120.30 | 118.20 |
| 54 | z | 17 | OMG | OP2-P-O5' | 2.96 | 114.61 | 106.73 |
| 1 | 1 | 1939 | 5MU | O2-C2-N1 | -2.96 | 118.85 | 122.79 |
| 1 | 1 | 2457 | PSU | C6-C5-C4 | 2.89 | 120.22 | 118.20 |
| 1 | 1 | 1917 | PSU | O2-C2-N1 | -2.88 | 119.62 | 122.79 |
| 1 | 1 | 2580 | PSU | C6-N1-C2 | -2.86 | 119.75 | 122.68 |
| 1 | 1 | 2552 | OMU | O4-C4-C5 | -2.86 | 120.14 | 125.16 |
| 1 | 1 | 2504 | PSU | O2-C2-N1 | -2.81 | 119.70 | 122.79 |
| 2 | 2 | 527 | G7M | C2-N1-C6 | -2.75 | 120.03 | 125.10 |
| 1 | 1 | 746 | PSU | O2-C2-N1 | -2.74 | 119.78 | 122.79 |
| 2 | 2 | 1498 | UR3 | C3U-N3-C4 | 2.73 | 121.78 | 117.89 |
| 1 | 1 | 955 | PSU | O2-C2-N1 | -2.71 | 119.81 | 122.79 |

Continued on next page...

Continued from previous page...

| Mol | Chain | Res | Type | Atoms | Z | Observed(°) | Ideal(°) |
|-----|-------|------|------|-------------|-------|-------------|----------|
| 1 | 1 | 1911 | PSU | C6-C5-C4 | 2.71 | 120.09 | 118.20 |
| 1 | 1 | 2605 | PSU | O2-C2-N1 | -2.71 | 119.81 | 122.79 |
| 1 | 1 | 2503 | 2MA | N3-C2-N1 | -2.67 | 120.85 | 125.73 |
| 54 | z | 66 | 5MU | O4-C4-N3 | -2.63 | 115.08 | 120.12 |
| 2 | 2 | 1207 | 2MG | CM2-N2-C2 | -2.62 | 118.08 | 123.86 |
| 1 | 1 | 2457 | PSU | C6-N1-C2 | -2.61 | 120.02 | 122.68 |
| 1 | 1 | 747 | 5MU | O2-C2-N1 | -2.55 | 119.40 | 122.79 |
| 1 | 1 | 2445 | 2MG | CM2-N2-C2 | -2.51 | 118.31 | 123.86 |
| 1 | 1 | 2504 | PSU | C6-N1-C2 | -2.51 | 120.12 | 122.68 |
| 2 | 2 | 966 | 2MG | CM2-N2-C2 | -2.47 | 118.41 | 123.86 |
| 2 | 2 | 1207 | 2MG | C8-N7-C5 | 2.46 | 107.69 | 102.99 |
| 1 | 1 | 2251 | OMG | C8-N7-C5 | 2.46 | 107.67 | 102.99 |
| 1 | 1 | 1962 | 5MC | C5-C6-N1 | -2.45 | 120.82 | 123.34 |
| 1 | 1 | 1939 | 5MU | O4-C4-N3 | -2.45 | 115.43 | 120.12 |
| 1 | 1 | 2498 | OMC | CM2-O2'-C2' | -2.44 | 108.12 | 114.52 |
| 2 | 2 | 516 | PSU | O2-C2-N1 | -2.44 | 120.11 | 122.79 |
| 2 | 2 | 966 | 2MG | C8-N7-C5 | 2.42 | 107.60 | 102.99 |
| 2 | 2 | 1516 | 2MG | C8-N7-C5 | 2.42 | 107.59 | 102.99 |
| 1 | 1 | 2504 | PSU | C6-C5-C4 | 2.40 | 119.88 | 118.20 |
| 1 | 1 | 2069 | G7M | N2-C2-N1 | 2.40 | 121.82 | 116.71 |
| 1 | 1 | 2580 | PSU | O4'-C1'-C2' | 2.37 | 108.49 | 105.14 |
| 1 | 1 | 1962 | 5MC | C1'-N1-C6 | -2.36 | 117.19 | 121.12 |
| 1 | 1 | 2552 | OMU | CM2-O2'-C2' | -2.33 | 108.41 | 114.52 |
| 1 | 1 | 1835 | 2MG | C8-N7-C5 | 2.30 | 107.37 | 102.99 |
| 1 | 1 | 2445 | 2MG | C8-N7-C5 | 2.30 | 107.37 | 102.99 |
| 1 | 1 | 2457 | PSU | O4'-C1'-C2' | 2.26 | 108.34 | 105.14 |
| 1 | 1 | 745 | 1MG | C8-N7-C5 | 2.23 | 107.24 | 102.99 |
| 2 | 2 | 967 | 5MC | CM5-C5-C6 | -2.23 | 119.87 | 122.85 |
| 2 | 2 | 1516 | 2MG | O6-C6-C5 | -2.20 | 120.08 | 124.37 |
| 2 | 2 | 1402 | 4OC | C6-C5-C4 | 2.20 | 119.65 | 116.96 |
| 44 | p | 89 | 0TD | OD1-CG-CB | -2.17 | 117.90 | 122.44 |
| 2 | 2 | 966 | 2MG | O6-C6-C5 | -2.17 | 120.14 | 124.37 |
| 54 | z | 17 | OMG | C8-N7-C5 | 2.16 | 107.10 | 102.99 |
| 54 | z | 66 | 5MU | C6-N1-C2 | -2.14 | 119.13 | 121.30 |
| 1 | 1 | 747 | 5MU | O4-C4-N3 | -2.13 | 116.03 | 120.12 |
| 2 | 2 | 516 | PSU | C6-N1-C2 | -2.09 | 120.54 | 122.68 |
| 1 | 1 | 1835 | 2MG | O6-C6-C5 | -2.09 | 120.29 | 124.37 |
| 1 | 1 | 1917 | PSU | C6-N1-C2 | -2.09 | 120.55 | 122.68 |
| 1 | 1 | 955 | PSU | C6-N1-C2 | -2.08 | 120.56 | 122.68 |
| 1 | 1 | 2251 | OMG | O6-C6-C5 | -2.07 | 120.33 | 124.37 |
| 44 | p | 89 | 0TD | CSB-SB-CB | 2.05 | 106.15 | 102.44 |
| 1 | 1 | 2552 | OMU | O2-C2-N1 | -2.03 | 120.08 | 122.79 |

Continued on next page...

Continued from previous page...

| Mol | Chain | Res | Type | Atoms | Z | Observed(°) | Ideal(°) |
|-----|-------|------|------|-------------|-------|-------------|----------|
| 1 | 1 | 2445 | 2MG | O6-C6-C5 | -2.03 | 120.41 | 124.37 |
| 1 | 1 | 1917 | PSU | O4'-C1'-C2' | 2.03 | 108.01 | 105.14 |
| 1 | 1 | 2605 | PSU | C6-N1-C2 | -2.00 | 120.64 | 122.68 |

There are no chirality outliers.

All (48) torsion outliers are listed below:

| Mol | Chain | Res | Type | Atoms |
|-----|-------|------|------|-----------------|
| 2 | 2 | 516 | PSU | O4'-C1'-C5-C4 |
| 2 | 2 | 516 | PSU | O4'-C1'-C5-C6 |
| 2 | 2 | 527 | G7M | C3'-C4'-C5'-O5' |
| 2 | 2 | 1519 | MA6 | O4'-C4'-C5'-O5' |
| 2 | 2 | 1519 | MA6 | C5-C6-N6-C10 |
| 55 | B | 1 | FME | O-C-CA-CB |
| 1 | 1 | 1618 | 6MZ | O4'-C4'-C5'-O5' |
| 1 | 1 | 1618 | 6MZ | C3'-C4'-C5'-O5' |
| 1 | 1 | 1915 | 3TD | O4'-C1'-C5-C4 |
| 1 | 1 | 1915 | 3TD | O4'-C1'-C5-C6 |
| 1 | 1 | 2445 | 2MG | C3'-C4'-C5'-O5' |
| 1 | 1 | 2504 | PSU | O4'-C4'-C5'-O5' |
| 54 | z | 17 | OMG | C5'-O5'-P-OP2 |
| 54 | z | 17 | OMG | C5'-O5'-P-OP3 |
| 54 | z | 17 | OMG | C1'-C2'-O2'-CM2 |
| 54 | z | 66 | 5MU | C2'-C1'-N1-C2 |
| 54 | z | 66 | 5MU | C2'-C1'-N1-C6 |
| 1 | 1 | 2030 | 6MZ | O4'-C4'-C5'-O5' |
| 1 | 1 | 2030 | 6MZ | C3'-C4'-C5'-O5' |
| 1 | 1 | 2504 | PSU | C3'-C4'-C5'-O5' |
| 2 | 2 | 527 | G7M | O4'-C4'-C5'-O5' |
| 2 | 2 | 966 | 2MG | O4'-C4'-C5'-O5' |
| 2 | 2 | 1402 | 4OC | O4'-C4'-C5'-O5' |
| 2 | 2 | 1519 | MA6 | C3'-C4'-C5'-O5' |
| 1 | 1 | 2503 | 2MA | O4'-C4'-C5'-O5' |
| 2 | 2 | 1519 | MA6 | N1-C6-N6-C10 |
| 54 | z | 17 | OMG | C3'-C2'-O2'-CM2 |
| 55 | B | 1 | FME | N-CA-CB-CG |
| 2 | 2 | 966 | 2MG | C3'-C4'-C5'-O5' |
| 1 | 1 | 1835 | 2MG | C3'-C4'-C5'-O5' |
| 1 | 1 | 1835 | 2MG | O4'-C4'-C5'-O5' |
| 1 | 1 | 2445 | 2MG | O4'-C4'-C5'-O5' |
| 54 | z | 66 | 5MU | O4'-C4'-C5'-O5' |
| 2 | 2 | 1518 | MA6 | C5-C6-N6-C10 |

Continued on next page...

Continued from previous page...

| Mol | Chain | Res | Type | Atoms |
|-----|-------|------|------|-----------------|
| 2 | 2 | 1519 | MA6 | C5-C6-N6-C9 |
| 54 | z | 66 | 5MU | O4'-C1'-N1-C2 |
| 54 | z | 66 | 5MU | O4'-C1'-N1-C6 |
| 1 | 1 | 2503 | 2MA | C3'-C4'-C5'-O5' |
| 54 | z | 66 | 5MU | C3'-C4'-C5'-O5' |
| 44 | p | 89 | 0TD | CG-CB-SB-CSB |
| 44 | p | 89 | 0TD | SB-CB-CG-OD1 |
| 2 | 2 | 527 | G7M | C4'-C5'-O5'-P |
| 1 | 1 | 1618 | 6MZ | N1-C6-N6-C9 |
| 2 | 2 | 1402 | 4OC | C3'-C4'-C5'-O5' |
| 55 | B | 1 | FME | C-CA-CB-CG |
| 1 | 1 | 746 | PSU | O4'-C1'-C5-C6 |
| 1 | 1 | 2069 | G7M | O4'-C4'-C5'-O5' |
| 54 | z | 17 | OMG | O4'-C4'-C5'-O5' |

There are no ring outliers.

No monomer is involved in short contacts.

5.5 Carbohydrates [i](#)

There are no oligosaccharides in this entry.

5.6 Ligand geometry [i](#)

Of 402 ligands modelled in this entry, 402 are monoatomic - leaving 0 for Mogul analysis.

There are no bond length outliers.

There are no bond angle outliers.

There are no chirality outliers.

There are no torsion outliers.

There are no ring outliers.

No monomer is involved in short contacts.

5.7 Other polymers [i](#)

There are no such residues in this entry.

5.8 Polymer linkage issues ⓘ

There are no chain breaks in this entry.