



## Full wwPDB EM Validation Report ⓘ

Sep 28, 2024 – 09:18 PM EDT

PDB ID : 7TCA  
EMDB ID : EMD-25807  
Title : Cryo-EM structure of SARS-CoV-2 Omicron spike in complex with antibody A19-46.1  
Authors : Zhou, T.; Kwong, P.D.  
Deposited on : 2021-12-23  
Resolution : 3.85 Å(reported)  
Based on initial model : 7MM0

This is a Full wwPDB EM Validation Report for a publicly released PDB entry.

We welcome your comments at [validation@mail.wwpdb.org](mailto:validation@mail.wwpdb.org)

A user guide is available at

<https://www.wwpdb.org/validation/2017/EMValidationReportHelp>  
with specific help available everywhere you see the ⓘ symbol.

The types of validation reports are described at

<http://www.wwpdb.org/validation/2017/FAQs#types>.

---

The following versions of software and data (see [references ⓘ](#)) were used in the production of this report:

EMDB validation analysis : 0.0.1.dev113  
Mogul : 2022.3.0, CSD as543be (2022)  
MolProbity : 4.02b-467  
Percentile statistics : 20231227.v01 (using entries in the PDB archive December 27th 2023)  
MapQ : 1.9.13  
Ideal geometry (proteins) : Engh & Huber (2001)  
Ideal geometry (DNA, RNA) : Parkinson et al. (1996)  
Validation Pipeline (wwPDB-VP) : 2.39



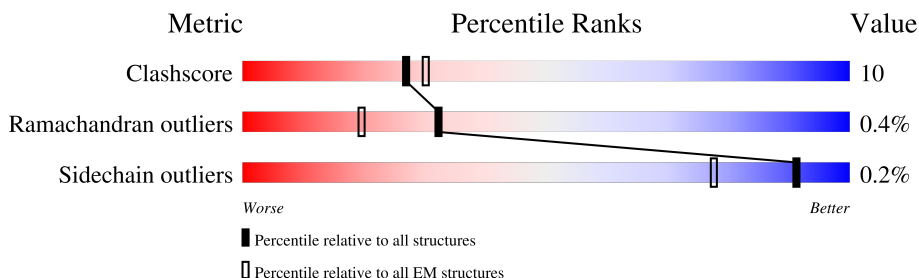
# 1 Overall quality at a glance

The following experimental techniques were used to determine the structure:

*ELECTRON MICROSCOPY*

The reported resolution of this entry is 3.85 Å.

Percentile scores (ranging between 0-100) for global validation metrics of the entry are shown in the following graphic. The table shows the number of entries on which the scores are based.



Metric	Whole archive (#Entries)	EM structures (#Entries)
Clashscore	210492	15764
Ramachandran outliers	207382	16835
Sidechain outliers	206894	16415

The table below summarises the geometric issues observed across the polymeric chains and their fit to the map. The red, orange, yellow and green segments of the bar indicate the fraction of residues that contain outliers for  $\geq 3$ , 2, 1 and 0 types of geometric quality criteria respectively. A grey segment represents the fraction of residues that are not modelled. The numeric value for each fraction is indicated below the corresponding segment, with a dot representing fractions  $\leq 5\%$ . The upper red bar (where present) indicates the fraction of residues that have poor fit to the EM map (all-atom inclusion  $< 40\%$ ). The numeric value is given above the bar.

Mol	Chain	Length	Quality of chain
1	A	1272	
1	B	1272	
1	C	1272	
2	D	231	
2	H	231	
3	E	216	
3	L	216	
4	F	2	

Continued on next page...



*Continued from previous page...*

Mol	Chain	Length	Quality of chain
4	G	2	 50%50%
4	I	2	 100%
4	J	2	 100%
4	K	2	 50%50%
4	M	2	 100%
4	N	2	 100%
4	O	2	 100%
4	P	2	 100%
4	Q	2	 50%50%
4	R	2	 100%
4	S	2	 100%
4	T	2	 100%
4	U	2	 100%



## 2 Entry composition

There are 5 unique types of molecules in this entry. The entry contains 33705 atoms, of which 0 are hydrogens and 0 are deuteriums.

In the tables below, the AltConf column contains the number of residues with at least one atom in alternate conformation and the Trace column contains the number of residues modelled with at most 2 atoms.

- Molecule 1 is a protein called Spike glycoprotein.

Mol	Chain	Residues	Atoms					AltConf	Trace
1	A	1114	Total	C	N	O	S	0	0
			8715	5572	1456	1647	40		
1	B	1118	Total	C	N	O	S	0	0
			8755	5595	1464	1656	40		
1	C	1118	Total	C	N	O	S	0	0
			8755	5595	1464	1656	40		

There are 384 discrepancies between the modelled and reference sequences:

Chain	Residue	Modelled	Actual	Comment	Reference
A	67	VAL	ALA	conflict	UNP P0DTC2
A	?	-	HIS	deletion	UNP P0DTC2
A	?	-	VAL	deletion	UNP P0DTC2
A	95	ILE	THR	conflict	UNP P0DTC2
A	?	-	GLY	deletion	UNP P0DTC2
A	?	-	VAL	deletion	UNP P0DTC2
A	?	-	TYR	deletion	UNP P0DTC2
A	142	ASP	TYR	conflict	UNP P0DTC2
A	211	ILE	-	insertion	UNP P0DTC2
A	212	VAL	-	insertion	UNP P0DTC2
A	212A	ARG	ASN	conflict	UNP P0DTC2
A	212B	GLU	LEU	conflict	UNP P0DTC2
A	212C	PRO	VAL	conflict	UNP P0DTC2
A	212D	GLU	ARG	conflict	UNP P0DTC2
A	339	ASP	GLY	conflict	UNP P0DTC2
A	371	LEU	SER	conflict	UNP P0DTC2
A	373	PRO	SER	conflict	UNP P0DTC2
A	375	PHE	SER	conflict	UNP P0DTC2
A	417	ASN	LYS	conflict	UNP P0DTC2
A	440	LYS	ASN	conflict	UNP P0DTC2
A	446	SER	GLY	conflict	UNP P0DTC2
A	477	ASN	SER	conflict	UNP P0DTC2
A	478	LYS	THR	conflict	UNP P0DTC2
A	484	ALA	GLU	conflict	UNP P0DTC2

*Continued on next page...*



*Continued from previous page...*

Chain	Residue	Modelled	Actual	Comment	Reference
A	493	ARG	GLN	conflict	UNP P0DTC2
A	496	SER	GLY	conflict	UNP P0DTC2
A	498	ARG	GLN	conflict	UNP P0DTC2
A	501	TYR	ASN	conflict	UNP P0DTC2
A	505	HIS	TYR	conflict	UNP P0DTC2
A	547	LYS	THR	conflict	UNP P0DTC2
A	614	GLY	ASP	conflict	UNP P0DTC2
A	655	TYR	HIS	conflict	UNP P0DTC2
A	679	LYS	ASN	conflict	UNP P0DTC2
A	681	HIS	PRO	conflict	UNP P0DTC2
A	682	GLY	ARG	conflict	UNP P0DTC2
A	683	SER	ARG	conflict	UNP P0DTC2
A	685	SER	ARG	conflict	UNP P0DTC2
A	764	LYS	ASN	conflict	UNP P0DTC2
A	796	TYR	ASP	conflict	UNP P0DTC2
A	856	LYS	ASN	conflict	UNP P0DTC2
A	954	HIS	GLN	conflict	UNP P0DTC2
A	969	LYS	ASN	conflict	UNP P0DTC2
A	981	PHE	LEU	conflict	UNP P0DTC2
A	986	PRO	LYS	conflict	UNP P0DTC2
A	987	PRO	VAL	conflict	UNP P0DTC2
A	1206	TYR	-	expression tag	UNP P0DTC2
A	1207	GLU	-	expression tag	UNP P0DTC2
A	1208	GLN	-	expression tag	UNP P0DTC2
A	1209	GLY	-	expression tag	UNP P0DTC2
A	1210	SER	-	expression tag	UNP P0DTC2
A	1211	GLY	-	expression tag	UNP P0DTC2
A	1212	TYR	-	expression tag	UNP P0DTC2
A	1213	ILE	-	expression tag	UNP P0DTC2
A	1214	PRO	-	expression tag	UNP P0DTC2
A	1215	GLU	-	expression tag	UNP P0DTC2
A	1216	ALA	-	expression tag	UNP P0DTC2
A	1217	PRO	-	expression tag	UNP P0DTC2
A	1218	ARG	-	expression tag	UNP P0DTC2
A	1219	ASP	-	expression tag	UNP P0DTC2
A	1220	GLY	-	expression tag	UNP P0DTC2
A	1221	GLN	-	expression tag	UNP P0DTC2
A	1222	ALA	-	expression tag	UNP P0DTC2
A	1223	TYR	-	expression tag	UNP P0DTC2
A	1224	VAL	-	expression tag	UNP P0DTC2
A	1225	ARG	-	expression tag	UNP P0DTC2
A	1226	LYS	-	expression tag	UNP P0DTC2

*Continued on next page...*



*Continued from previous page...*

Chain	Residue	Modelled	Actual	Comment	Reference
A	1227	ASP	-	expression tag	UNP P0DTC2
A	1228	GLY	-	expression tag	UNP P0DTC2
A	1229	GLU	-	expression tag	UNP P0DTC2
A	1230	TRP	-	expression tag	UNP P0DTC2
A	1231	VAL	-	expression tag	UNP P0DTC2
A	1232	LEU	-	expression tag	UNP P0DTC2
A	1233	LEU	-	expression tag	UNP P0DTC2
A	1234	SER	-	expression tag	UNP P0DTC2
A	1235	THR	-	expression tag	UNP P0DTC2
A	1236	PHE	-	expression tag	UNP P0DTC2
A	1237	LEU	-	expression tag	UNP P0DTC2
A	1238	GLY	-	expression tag	UNP P0DTC2
A	1239	ARG	-	expression tag	UNP P0DTC2
A	1240	SER	-	expression tag	UNP P0DTC2
A	1241	LEU	-	expression tag	UNP P0DTC2
A	1242	GLU	-	expression tag	UNP P0DTC2
A	1243	VAL	-	expression tag	UNP P0DTC2
A	1244	LEU	-	expression tag	UNP P0DTC2
A	1245	PHE	-	expression tag	UNP P0DTC2
A	1246	GLN	-	expression tag	UNP P0DTC2
A	1247	GLY	-	expression tag	UNP P0DTC2
A	1248	PRO	-	expression tag	UNP P0DTC2
A	1249	GLY	-	expression tag	UNP P0DTC2
A	1250	HIS	-	expression tag	UNP P0DTC2
A	1251	HIS	-	expression tag	UNP P0DTC2
A	1252	HIS	-	expression tag	UNP P0DTC2
A	1253	HIS	-	expression tag	UNP P0DTC2
A	1254	HIS	-	expression tag	UNP P0DTC2
A	1255	HIS	-	expression tag	UNP P0DTC2
A	1256	HIS	-	expression tag	UNP P0DTC2
A	1257	HIS	-	expression tag	UNP P0DTC2
A	1258	SER	-	expression tag	UNP P0DTC2
A	1259	ALA	-	expression tag	UNP P0DTC2
A	1260	TRP	-	expression tag	UNP P0DTC2
A	1261	SER	-	expression tag	UNP P0DTC2
A	1262	HIS	-	expression tag	UNP P0DTC2
A	1263	PRO	-	expression tag	UNP P0DTC2
A	1264	GLN	-	expression tag	UNP P0DTC2
A	1265	PHE	-	expression tag	UNP P0DTC2
A	1266	GLU	-	expression tag	UNP P0DTC2
A	1267	LYS	-	expression tag	UNP P0DTC2
A	1268	GLY	-	expression tag	UNP P0DTC2

*Continued on next page...*



*Continued from previous page...*

Chain	Residue	Modelled	Actual	Comment	Reference
A	1269	GLY	-	expression tag	UNP P0DTC2
A	1270	GLY	-	expression tag	UNP P0DTC2
A	1271	SER	-	expression tag	UNP P0DTC2
A	1272	GLY	-	expression tag	UNP P0DTC2
A	1273	GLY	-	expression tag	UNP P0DTC2
A	1274	GLY	-	expression tag	UNP P0DTC2
A	1275	GLY	-	expression tag	UNP P0DTC2
A	1276	SER	-	expression tag	UNP P0DTC2
A	1277	GLY	-	expression tag	UNP P0DTC2
A	1278	GLY	-	expression tag	UNP P0DTC2
A	1279	SER	-	expression tag	UNP P0DTC2
A	1280	ALA	-	expression tag	UNP P0DTC2
A	1281	TRP	-	expression tag	UNP P0DTC2
A	1282	SER	-	expression tag	UNP P0DTC2
A	1283	HIS	-	expression tag	UNP P0DTC2
A	1284	PRO	-	expression tag	UNP P0DTC2
A	1285	GLN	-	expression tag	UNP P0DTC2
A	1286	PHE	-	expression tag	UNP P0DTC2
A	1287	GLU	-	expression tag	UNP P0DTC2
A	1288	LYS	-	expression tag	UNP P0DTC2
B	67	VAL	ALA	conflict	UNP P0DTC2
B	?	-	HIS	deletion	UNP P0DTC2
B	?	-	VAL	deletion	UNP P0DTC2
B	95	ILE	THR	conflict	UNP P0DTC2
B	?	-	GLY	deletion	UNP P0DTC2
B	?	-	VAL	deletion	UNP P0DTC2
B	?	-	TYR	deletion	UNP P0DTC2
B	142	ASP	TYR	conflict	UNP P0DTC2
B	212	ILE	-	insertion	UNP P0DTC2
B	213	VAL	-	insertion	UNP P0DTC2
B	214	ARG	ASN	conflict	UNP P0DTC2
B	214A	GLU	LEU	conflict	UNP P0DTC2
B	214B	PRO	VAL	conflict	UNP P0DTC2
B	214C	GLU	ARG	conflict	UNP P0DTC2
B	339	ASP	GLY	conflict	UNP P0DTC2
B	371	LEU	SER	conflict	UNP P0DTC2
B	373	PRO	SER	conflict	UNP P0DTC2
B	375	PHE	SER	conflict	UNP P0DTC2
B	417	ASN	LYS	conflict	UNP P0DTC2
B	440	LYS	ASN	conflict	UNP P0DTC2
B	446	SER	GLY	conflict	UNP P0DTC2
B	477	ASN	SER	conflict	UNP P0DTC2

*Continued on next page...*



*Continued from previous page...*

Chain	Residue	Modelled	Actual	Comment	Reference
B	478	LYS	THR	conflict	UNP P0DTC2
B	484	ALA	GLU	conflict	UNP P0DTC2
B	493	ARG	GLN	conflict	UNP P0DTC2
B	496	SER	GLY	conflict	UNP P0DTC2
B	498	ARG	GLN	conflict	UNP P0DTC2
B	501	TYR	ASN	conflict	UNP P0DTC2
B	505	HIS	TYR	conflict	UNP P0DTC2
B	547	LYS	THR	conflict	UNP P0DTC2
B	614	GLY	ASP	conflict	UNP P0DTC2
B	655	TYR	HIS	conflict	UNP P0DTC2
B	679	LYS	ASN	conflict	UNP P0DTC2
B	681	HIS	PRO	conflict	UNP P0DTC2
B	682	GLY	ARG	conflict	UNP P0DTC2
B	683	SER	ARG	conflict	UNP P0DTC2
B	685	SER	ARG	conflict	UNP P0DTC2
B	764	LYS	ASN	conflict	UNP P0DTC2
B	796	TYR	ASP	conflict	UNP P0DTC2
B	856	LYS	ASN	conflict	UNP P0DTC2
B	954	HIS	GLN	conflict	UNP P0DTC2
B	969	LYS	ASN	conflict	UNP P0DTC2
B	981	PHE	LEU	conflict	UNP P0DTC2
B	986	PRO	LYS	conflict	UNP P0DTC2
B	987	PRO	VAL	conflict	UNP P0DTC2
B	1206	TYR	-	expression tag	UNP P0DTC2
B	1207	GLU	-	expression tag	UNP P0DTC2
B	1208	GLN	-	expression tag	UNP P0DTC2
B	1209	GLY	-	expression tag	UNP P0DTC2
B	1210	SER	-	expression tag	UNP P0DTC2
B	1211	GLY	-	expression tag	UNP P0DTC2
B	1212	TYR	-	expression tag	UNP P0DTC2
B	1213	ILE	-	expression tag	UNP P0DTC2
B	1214	PRO	-	expression tag	UNP P0DTC2
B	1215	GLU	-	expression tag	UNP P0DTC2
B	1216	ALA	-	expression tag	UNP P0DTC2
B	1217	PRO	-	expression tag	UNP P0DTC2
B	1218	ARG	-	expression tag	UNP P0DTC2
B	1219	ASP	-	expression tag	UNP P0DTC2
B	1220	GLY	-	expression tag	UNP P0DTC2
B	1221	GLN	-	expression tag	UNP P0DTC2
B	1222	ALA	-	expression tag	UNP P0DTC2
B	1223	TYR	-	expression tag	UNP P0DTC2
B	1224	VAL	-	expression tag	UNP P0DTC2

*Continued on next page...*



*Continued from previous page...*

Chain	Residue	Modelled	Actual	Comment	Reference
B	1225	ARG	-	expression tag	UNP P0DTC2
B	1226	LYS	-	expression tag	UNP P0DTC2
B	1227	ASP	-	expression tag	UNP P0DTC2
B	1228	GLY	-	expression tag	UNP P0DTC2
B	1229	GLU	-	expression tag	UNP P0DTC2
B	1230	TRP	-	expression tag	UNP P0DTC2
B	1231	VAL	-	expression tag	UNP P0DTC2
B	1232	LEU	-	expression tag	UNP P0DTC2
B	1233	LEU	-	expression tag	UNP P0DTC2
B	1234	SER	-	expression tag	UNP P0DTC2
B	1235	THR	-	expression tag	UNP P0DTC2
B	1236	PHE	-	expression tag	UNP P0DTC2
B	1237	LEU	-	expression tag	UNP P0DTC2
B	1238	GLY	-	expression tag	UNP P0DTC2
B	1239	ARG	-	expression tag	UNP P0DTC2
B	1240	SER	-	expression tag	UNP P0DTC2
B	1241	LEU	-	expression tag	UNP P0DTC2
B	1242	GLU	-	expression tag	UNP P0DTC2
B	1243	VAL	-	expression tag	UNP P0DTC2
B	1244	LEU	-	expression tag	UNP P0DTC2
B	1245	PHE	-	expression tag	UNP P0DTC2
B	1246	GLN	-	expression tag	UNP P0DTC2
B	1247	GLY	-	expression tag	UNP P0DTC2
B	1248	PRO	-	expression tag	UNP P0DTC2
B	1249	GLY	-	expression tag	UNP P0DTC2
B	1250	HIS	-	expression tag	UNP P0DTC2
B	1251	HIS	-	expression tag	UNP P0DTC2
B	1252	HIS	-	expression tag	UNP P0DTC2
B	1253	HIS	-	expression tag	UNP P0DTC2
B	1254	HIS	-	expression tag	UNP P0DTC2
B	1255	HIS	-	expression tag	UNP P0DTC2
B	1256	HIS	-	expression tag	UNP P0DTC2
B	1257	HIS	-	expression tag	UNP P0DTC2
B	1258	SER	-	expression tag	UNP P0DTC2
B	1259	ALA	-	expression tag	UNP P0DTC2
B	1260	TRP	-	expression tag	UNP P0DTC2
B	1261	SER	-	expression tag	UNP P0DTC2
B	1262	HIS	-	expression tag	UNP P0DTC2
B	1263	PRO	-	expression tag	UNP P0DTC2
B	1264	GLN	-	expression tag	UNP P0DTC2
B	1265	PHE	-	expression tag	UNP P0DTC2
B	1266	GLU	-	expression tag	UNP P0DTC2

*Continued on next page...*



*Continued from previous page...*

Chain	Residue	Modelled	Actual	Comment	Reference
B	1267	LYS	-	expression tag	UNP P0DTC2
B	1268	GLY	-	expression tag	UNP P0DTC2
B	1269	GLY	-	expression tag	UNP P0DTC2
B	1270	GLY	-	expression tag	UNP P0DTC2
B	1271	SER	-	expression tag	UNP P0DTC2
B	1272	GLY	-	expression tag	UNP P0DTC2
B	1273	GLY	-	expression tag	UNP P0DTC2
B	1274	GLY	-	expression tag	UNP P0DTC2
B	1275	GLY	-	expression tag	UNP P0DTC2
B	1276	SER	-	expression tag	UNP P0DTC2
B	1277	GLY	-	expression tag	UNP P0DTC2
B	1278	GLY	-	expression tag	UNP P0DTC2
B	1279	SER	-	expression tag	UNP P0DTC2
B	1280	ALA	-	expression tag	UNP P0DTC2
B	1281	TRP	-	expression tag	UNP P0DTC2
B	1282	SER	-	expression tag	UNP P0DTC2
B	1283	HIS	-	expression tag	UNP P0DTC2
B	1284	PRO	-	expression tag	UNP P0DTC2
B	1285	GLN	-	expression tag	UNP P0DTC2
B	1286	PHE	-	expression tag	UNP P0DTC2
B	1287	GLU	-	expression tag	UNP P0DTC2
B	1288	LYS	-	expression tag	UNP P0DTC2
C	67	VAL	ALA	conflict	UNP P0DTC2
C	?	-	HIS	deletion	UNP P0DTC2
C	?	-	VAL	deletion	UNP P0DTC2
C	95	ILE	THR	conflict	UNP P0DTC2
C	?	-	GLY	deletion	UNP P0DTC2
C	?	-	VAL	deletion	UNP P0DTC2
C	?	-	TYR	deletion	UNP P0DTC2
C	142	ASP	TYR	conflict	UNP P0DTC2
C	212	ILE	-	insertion	UNP P0DTC2
C	213	VAL	-	insertion	UNP P0DTC2
C	214	ARG	ASN	conflict	UNP P0DTC2
C	214A	GLU	LEU	conflict	UNP P0DTC2
C	214B	PRO	VAL	conflict	UNP P0DTC2
C	214C	GLU	ARG	conflict	UNP P0DTC2
C	339	ASP	GLY	conflict	UNP P0DTC2
C	371	LEU	SER	conflict	UNP P0DTC2
C	373	PRO	SER	conflict	UNP P0DTC2
C	375	PHE	SER	conflict	UNP P0DTC2
C	417	ASN	LYS	conflict	UNP P0DTC2
C	440	LYS	ASN	conflict	UNP P0DTC2

*Continued on next page...*



*Continued from previous page...*

Chain	Residue	Modelled	Actual	Comment	Reference
C	446	SER	GLY	conflict	UNP P0DTC2
C	477	ASN	SER	conflict	UNP P0DTC2
C	478	LYS	THR	conflict	UNP P0DTC2
C	484	ALA	GLU	conflict	UNP P0DTC2
C	493	ARG	GLN	conflict	UNP P0DTC2
C	496	SER	GLY	conflict	UNP P0DTC2
C	498	ARG	GLN	conflict	UNP P0DTC2
C	501	TYR	ASN	conflict	UNP P0DTC2
C	505	HIS	TYR	conflict	UNP P0DTC2
C	547	LYS	THR	conflict	UNP P0DTC2
C	614	GLY	ASP	conflict	UNP P0DTC2
C	655	TYR	HIS	conflict	UNP P0DTC2
C	679	LYS	ASN	conflict	UNP P0DTC2
C	681	HIS	PRO	conflict	UNP P0DTC2
C	682	GLY	ARG	conflict	UNP P0DTC2
C	683	SER	ARG	conflict	UNP P0DTC2
C	685	SER	ARG	conflict	UNP P0DTC2
C	764	LYS	ASN	conflict	UNP P0DTC2
C	796	TYR	ASP	conflict	UNP P0DTC2
C	856	LYS	ASN	conflict	UNP P0DTC2
C	954	HIS	GLN	conflict	UNP P0DTC2
C	969	LYS	ASN	conflict	UNP P0DTC2
C	981	PHE	LEU	conflict	UNP P0DTC2
C	986	PRO	LYS	conflict	UNP P0DTC2
C	987	PRO	VAL	conflict	UNP P0DTC2
C	1206	TYR	-	expression tag	UNP P0DTC2
C	1207	GLU	-	expression tag	UNP P0DTC2
C	1208	GLN	-	expression tag	UNP P0DTC2
C	1209	GLY	-	expression tag	UNP P0DTC2
C	1210	SER	-	expression tag	UNP P0DTC2
C	1211	GLY	-	expression tag	UNP P0DTC2
C	1212	TYR	-	expression tag	UNP P0DTC2
C	1213	ILE	-	expression tag	UNP P0DTC2
C	1214	PRO	-	expression tag	UNP P0DTC2
C	1215	GLU	-	expression tag	UNP P0DTC2
C	1216	ALA	-	expression tag	UNP P0DTC2
C	1217	PRO	-	expression tag	UNP P0DTC2
C	1218	ARG	-	expression tag	UNP P0DTC2
C	1219	ASP	-	expression tag	UNP P0DTC2
C	1220	GLY	-	expression tag	UNP P0DTC2
C	1221	GLN	-	expression tag	UNP P0DTC2
C	1222	ALA	-	expression tag	UNP P0DTC2

*Continued on next page...*



*Continued from previous page...*

Chain	Residue	Modelled	Actual	Comment	Reference
C	1223	TYR	-	expression tag	UNP P0DTC2
C	1224	VAL	-	expression tag	UNP P0DTC2
C	1225	ARG	-	expression tag	UNP P0DTC2
C	1226	LYS	-	expression tag	UNP P0DTC2
C	1227	ASP	-	expression tag	UNP P0DTC2
C	1228	GLY	-	expression tag	UNP P0DTC2
C	1229	GLU	-	expression tag	UNP P0DTC2
C	1230	TRP	-	expression tag	UNP P0DTC2
C	1231	VAL	-	expression tag	UNP P0DTC2
C	1232	LEU	-	expression tag	UNP P0DTC2
C	1233	LEU	-	expression tag	UNP P0DTC2
C	1234	SER	-	expression tag	UNP P0DTC2
C	1235	THR	-	expression tag	UNP P0DTC2
C	1236	PHE	-	expression tag	UNP P0DTC2
C	1237	LEU	-	expression tag	UNP P0DTC2
C	1238	GLY	-	expression tag	UNP P0DTC2
C	1239	ARG	-	expression tag	UNP P0DTC2
C	1240	SER	-	expression tag	UNP P0DTC2
C	1241	LEU	-	expression tag	UNP P0DTC2
C	1242	GLU	-	expression tag	UNP P0DTC2
C	1243	VAL	-	expression tag	UNP P0DTC2
C	1244	LEU	-	expression tag	UNP P0DTC2
C	1245	PHE	-	expression tag	UNP P0DTC2
C	1246	GLN	-	expression tag	UNP P0DTC2
C	1247	GLY	-	expression tag	UNP P0DTC2
C	1248	PRO	-	expression tag	UNP P0DTC2
C	1249	GLY	-	expression tag	UNP P0DTC2
C	1250	HIS	-	expression tag	UNP P0DTC2
C	1251	HIS	-	expression tag	UNP P0DTC2
C	1252	HIS	-	expression tag	UNP P0DTC2
C	1253	HIS	-	expression tag	UNP P0DTC2
C	1254	HIS	-	expression tag	UNP P0DTC2
C	1255	HIS	-	expression tag	UNP P0DTC2
C	1256	HIS	-	expression tag	UNP P0DTC2
C	1257	HIS	-	expression tag	UNP P0DTC2
C	1258	SER	-	expression tag	UNP P0DTC2
C	1259	ALA	-	expression tag	UNP P0DTC2
C	1260	TRP	-	expression tag	UNP P0DTC2
C	1261	SER	-	expression tag	UNP P0DTC2
C	1262	HIS	-	expression tag	UNP P0DTC2
C	1263	PRO	-	expression tag	UNP P0DTC2
C	1264	GLN	-	expression tag	UNP P0DTC2

*Continued on next page...*



*Continued from previous page...*

Chain	Residue	Modelled	Actual	Comment	Reference
C	1265	PHE	-	expression tag	UNP P0DTC2
C	1266	GLU	-	expression tag	UNP P0DTC2
C	1267	LYS	-	expression tag	UNP P0DTC2
C	1268	GLY	-	expression tag	UNP P0DTC2
C	1269	GLY	-	expression tag	UNP P0DTC2
C	1270	GLY	-	expression tag	UNP P0DTC2
C	1271	SER	-	expression tag	UNP P0DTC2
C	1272	GLY	-	expression tag	UNP P0DTC2
C	1273	GLY	-	expression tag	UNP P0DTC2
C	1274	GLY	-	expression tag	UNP P0DTC2
C	1275	GLY	-	expression tag	UNP P0DTC2
C	1276	SER	-	expression tag	UNP P0DTC2
C	1277	GLY	-	expression tag	UNP P0DTC2
C	1278	GLY	-	expression tag	UNP P0DTC2
C	1279	SER	-	expression tag	UNP P0DTC2
C	1280	ALA	-	expression tag	UNP P0DTC2
C	1281	TRP	-	expression tag	UNP P0DTC2
C	1282	SER	-	expression tag	UNP P0DTC2
C	1283	HIS	-	expression tag	UNP P0DTC2
C	1284	PRO	-	expression tag	UNP P0DTC2
C	1285	GLN	-	expression tag	UNP P0DTC2
C	1286	PHE	-	expression tag	UNP P0DTC2
C	1287	GLU	-	expression tag	UNP P0DTC2
C	1288	LYS	-	expression tag	UNP P0DTC2

- Molecule 2 is a protein called Heavy chain of antibody A19-46.1.

Mol	Chain	Residues	Atoms					AltConf	Trace
2	D	231	Total	C	N	O	S	0	0
			1749	1107	293	341	8		
2	H	231	Total	C	N	O	S	0	0
			1749	1107	293	341	8		

- Molecule 3 is a protein called Light chain of antibody A19-46.1.

Mol	Chain	Residues	Atoms					AltConf	Trace
3	E	216	Total	C	N	O	S	0	0
			1599	1003	264	326	6		
3	L	216	Total	C	N	O	S	0	0
			1599	1003	264	326	6		

- Molecule 4 is an oligosaccharide called 2-acetamido-2-deoxy-beta-D-glucopyranose-(1-4)-2-a



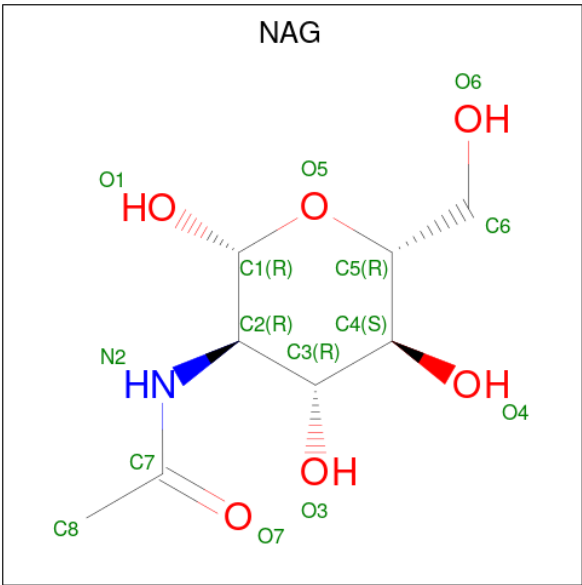
cetamido-2-deoxy-beta-D-glucopyranose.



Mol	Chain	Residues	Atoms				AltConf	Trace
4	F	2	Total	C	N	O	0	0
			28	16	2	10		
4	G	2	Total	C	N	O	0	0
			28	16	2	10		
4	I	2	Total	C	N	O	0	0
			28	16	2	10		
4	J	2	Total	C	N	O	0	0
			28	16	2	10		
4	K	2	Total	C	N	O	0	0
			28	16	2	10		
4	M	2	Total	C	N	O	0	0
			28	16	2	10		
4	N	2	Total	C	N	O	0	0
			28	16	2	10		
4	O	2	Total	C	N	O	0	0
			28	16	2	10		
4	P	2	Total	C	N	O	0	0
			28	16	2	10		
4	Q	2	Total	C	N	O	0	0
			28	16	2	10		
4	R	2	Total	C	N	O	0	0
			28	16	2	10		
4	S	2	Total	C	N	O	0	0
			28	16	2	10		
4	T	2	Total	C	N	O	0	0
			28	16	2	10		
4	U	2	Total	C	N	O	0	0
			28	16	2	10		

- Molecule 5 is 2-acetamido-2-deoxy-beta-D-glucopyranose (three-letter code: NAG) (formula:  $C_8H_{15}NO_6$ ).





Mol	Chain	Residues	Atoms				AltConf
5	A	1	Total	C	N	O	0
			14	8	1	5	
5	A	1	Total	C	N	O	0
			14	8	1	5	
5	A	1	Total	C	N	O	0
			14	8	1	5	
5	A	1	Total	C	N	O	0
			14	8	1	5	
5	A	1	Total	C	N	O	0
			14	8	1	5	
5	A	1	Total	C	N	O	0
			14	8	1	5	
5	A	1	Total	C	N	O	0
			14	8	1	5	
5	A	1	Total	C	N	O	0
			14	8	1	5	
5	B	1	Total	C	N	O	0
			14	8	1	5	
5	B	1	Total	C	N	O	0
			14	8	1	5	
5	B	1	Total	C	N	O	0
			14	8	1	5	
5	B	1	Total	C	N	O	0
			14	8	1	5	

Continued on next page...



*Continued from previous page...*

Mol	Chain	Residues	Atoms				AltConf
5	B	1	Total	C	N	O	0
			14	8	1	5	
5	B	1	Total	C	N	O	0
			14	8	1	5	
5	B	1	Total	C	N	O	0
			14	8	1	5	
5	B	1	Total	C	N	O	0
			14	8	1	5	
5	B	1	Total	C	N	O	0
			14	8	1	5	
5	C	1	Total	C	N	O	0
			14	8	1	5	
5	C	1	Total	C	N	O	0
			14	8	1	5	
5	C	1	Total	C	N	O	0
			14	8	1	5	
5	C	1	Total	C	N	O	0
			14	8	1	5	
5	C	1	Total	C	N	O	0
			14	8	1	5	
5	C	1	Total	C	N	O	0
			14	8	1	5	
5	C	1	Total	C	N	O	0
			14	8	1	5	








SER  
GLY  
GLY  
SER  
ALA  
TRP  
SER  
HIS  
PRO  
GLN  
PHE  
GLU  
LYS

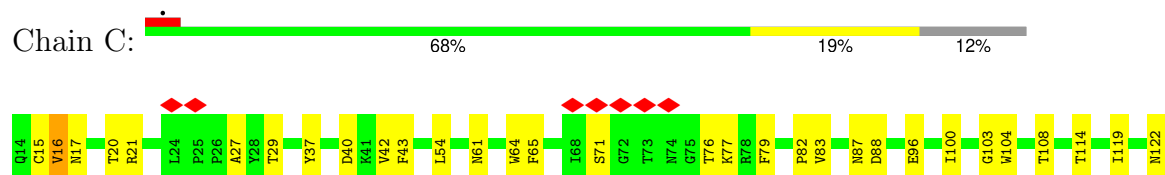
• Molecule 1: Spike glycoprotein

Chain B:




• Molecule 1: Spike glycoprotein

Chain C:








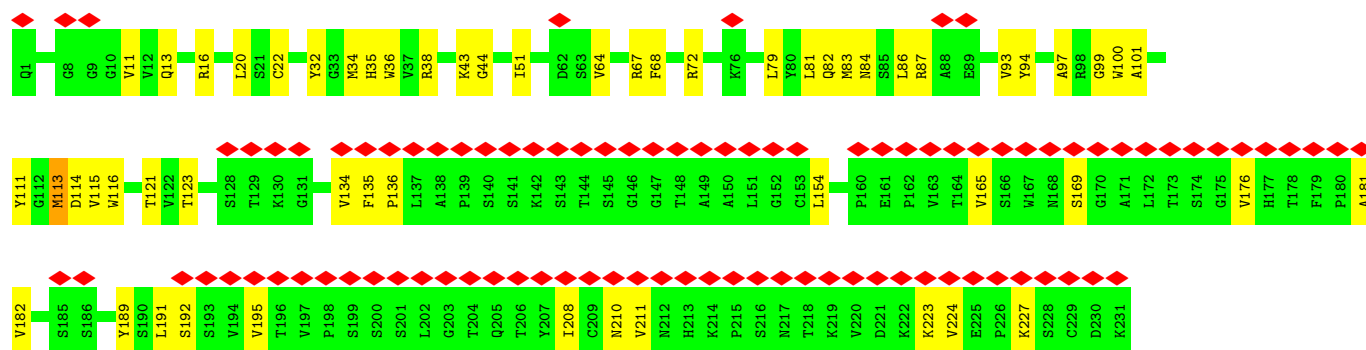
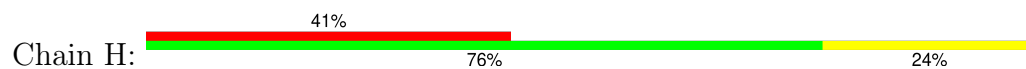
Chain D:  47% 75% 25%



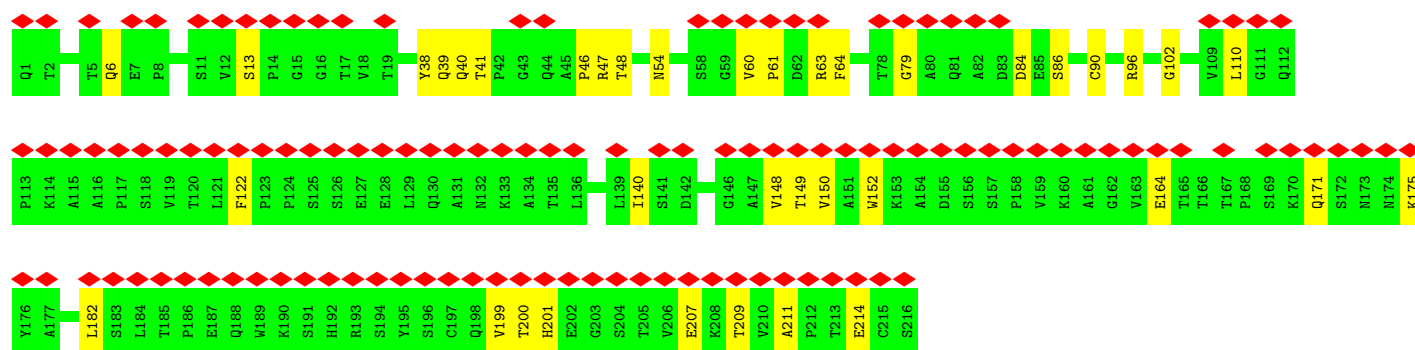
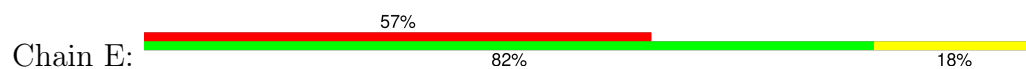




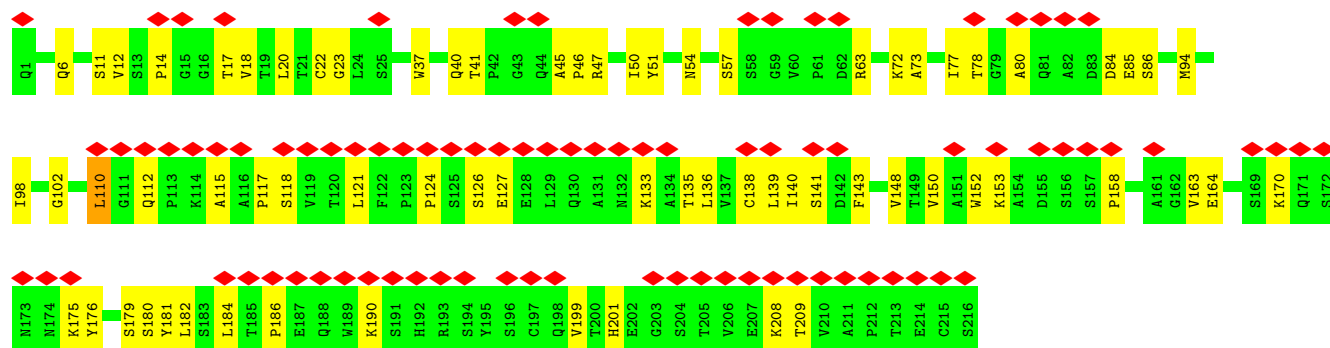
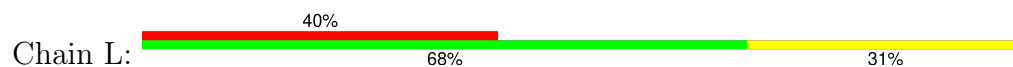
• Molecule 2: Heavy chain of antibody A19-46.1



• Molecule 3: Light chain of antibody A19-46.1



• Molecule 3: Light chain of antibody A19-46.1



• Molecule 4: 2-acetamido-2-deoxy-beta-D-glucopyranose-(1-4)-2-acetamido-2-deoxy-beta-D-glucopyranose



Chain F:  100%

MAG1  
MAG2

- Molecule 4: 2-acetamido-2-deoxy-beta-D-glucopyranose-(1-4)-2-acetamido-2-deoxy-beta-D-glucopyranose

Chain G:  50% 50%

MAG1  
MAG2

- Molecule 4: 2-acetamido-2-deoxy-beta-D-glucopyranose-(1-4)-2-acetamido-2-deoxy-beta-D-glucopyranose

Chain I:  100%

MAG1  
MAG2

- Molecule 4: 2-acetamido-2-deoxy-beta-D-glucopyranose-(1-4)-2-acetamido-2-deoxy-beta-D-glucopyranose

Chain J:  100%

MAG1  
MAG2

- Molecule 4: 2-acetamido-2-deoxy-beta-D-glucopyranose-(1-4)-2-acetamido-2-deoxy-beta-D-glucopyranose

Chain K:  50% 50%

MAG1  
MAG2

- Molecule 4: 2-acetamido-2-deoxy-beta-D-glucopyranose-(1-4)-2-acetamido-2-deoxy-beta-D-glucopyranose

Chain M:  100%

MAG1  
MAG2

- Molecule 4: 2-acetamido-2-deoxy-beta-D-glucopyranose-(1-4)-2-acetamido-2-deoxy-beta-D-glucopyranose

Chain N:  100%

MAG1  
MAG2



- Molecule 4: 2-acetamido-2-deoxy-beta-D-glucopyranose-(1-4)-2-acetamido-2-deoxy-beta-D-glucopyranose

Chain O:  100%

MAG1  
MAG2

- Molecule 4: 2-acetamido-2-deoxy-beta-D-glucopyranose-(1-4)-2-acetamido-2-deoxy-beta-D-glucopyranose

Chain P:  100%

MAG1  
MAG2

- Molecule 4: 2-acetamido-2-deoxy-beta-D-glucopyranose-(1-4)-2-acetamido-2-deoxy-beta-D-glucopyranose

Chain Q:  50% 50%

MAG1  
MAG2

- Molecule 4: 2-acetamido-2-deoxy-beta-D-glucopyranose-(1-4)-2-acetamido-2-deoxy-beta-D-glucopyranose

Chain R:  100%

MAG1  
MAG2

- Molecule 4: 2-acetamido-2-deoxy-beta-D-glucopyranose-(1-4)-2-acetamido-2-deoxy-beta-D-glucopyranose

Chain S:  100%

MAG1  
MAG2

- Molecule 4: 2-acetamido-2-deoxy-beta-D-glucopyranose-(1-4)-2-acetamido-2-deoxy-beta-D-glucopyranose

Chain T:  100%

MAG1  
MAG2

- Molecule 4: 2-acetamido-2-deoxy-beta-D-glucopyranose-(1-4)-2-acetamido-2-deoxy-beta-D-glucopyranose

Chain U:  100%



MAGE  
MAGE



## 4 Experimental information

Property	Value	Source
EM reconstruction method	SINGLE PARTICLE	Depositor
Imposed symmetry	POINT, Not provided	
Number of particles used	79077	Depositor
Resolution determination method	FSC 0.5 CUT-OFF	Depositor
CTF correction method	PHASE FLIPPING AND AMPLITUDE CORRECTION	Depositor
Microscope	FEI TITAN KRIOS	Depositor
Voltage (kV)	300	Depositor
Electron dose ( $e^-/\text{\AA}^2$ )	40	Depositor
Minimum defocus (nm)	1000	Depositor
Maximum defocus (nm)	2500	Depositor
Magnification	105000	Depositor
Image detector	OTHER	Depositor
Maximum map value	0.697	Depositor
Minimum map value	-0.172	Depositor
Average map value	0.001	Depositor
Map value standard deviation	0.025	Depositor
Recommended contour level	0.155	Depositor
Map size ( $\text{\AA}$ )	427.5, 427.5, 427.5	wwPDB
Map dimensions	500, 500, 500	wwPDB
Map angles ( $^\circ$ )	90.0, 90.0, 90.0	wwPDB
Pixel spacing ( $\text{\AA}$ )	0.855, 0.855, 0.855	Depositor



## 5 Model quality

### 5.1 Standard geometry

Bond lengths and bond angles in the following residue types are not validated in this section: NAG

The Z score for a bond length (or angle) is the number of standard deviations the observed value is removed from the expected value. A bond length (or angle) with  $|Z| > 5$  is considered an outlier worth inspection. RMSZ is the root-mean-square of all Z scores of the bond lengths (or angles).

Mol	Chain	Bond lengths		Bond angles	
		RMSZ	# Z  >5	RMSZ	# Z  >5
1	A	0.25	0/8923	0.49	0/12144
1	B	0.25	0/8965	0.50	0/12202
1	C	0.26	0/8965	0.53	3/12202 (0.0%)
2	D	0.25	0/1794	0.51	0/2445
2	H	0.25	0/1794	0.50	0/2445
3	E	0.24	0/1637	0.47	0/2238
3	L	0.25	0/1637	0.49	0/2238
All	All	0.25	0/33715	0.50	3/45914 (0.0%)

Chiral center outliers are detected by calculating the chiral volume of a chiral center and verifying if the center is modelled as a planar moiety or with the opposite hand. A planarity outlier is detected by checking planarity of atoms in a peptide group, atoms in a mainchain group or atoms of a sidechain that are expected to be planar.

Mol	Chain	#Chirality outliers	#Planarity outliers
1	C	0	2

There are no bond length outliers.

All (3) bond angle outliers are listed below:

Mol	Chain	Res	Type	Atoms	Z	Observed(°)	Ideal(°)
1	C	391	CYS	CA-CB-SG	10.16	132.29	114.00
1	C	525	CYS	CA-CB-SG	9.86	131.75	114.00
1	C	526	GLY	C-N-CD	-6.22	106.92	120.60

There are no chirality outliers.

All (2) planarity outliers are listed below:



Mol	Chain	Res	Type	Group
1	C	525	CYS	Peptide
1	C	526	GLY	Peptide

## 5.2 Too-close contacts [i](#)

In the following table, the Non-H and H(model) columns list the number of non-hydrogen atoms and hydrogen atoms in the chain respectively. The H(added) column lists the number of hydrogen atoms added and optimized by MolProbity. The Clashes column lists the number of clashes within the asymmetric unit, whereas Symm-Clashes lists symmetry-related clashes.

Mol	Chain	Non-H	H(model)	H(added)	Clashes	Symm-Clashes
1	A	8715	0	8524	165	0
1	B	8755	0	8558	194	0
1	C	8755	0	8557	162	0
2	D	1749	0	1708	42	0
2	H	1749	0	1708	43	0
3	E	1599	0	1558	28	0
3	L	1599	0	1558	44	0
4	F	28	0	25	2	0
4	G	28	0	25	1	0
4	I	28	0	25	0	0
4	J	28	0	25	0	0
4	K	28	0	25	0	0
4	M	28	0	25	0	0
4	N	28	0	25	0	0
4	O	28	0	25	0	0
4	P	28	0	25	0	0
4	Q	28	0	25	0	0
4	R	28	0	25	0	0
4	S	28	0	25	0	0
4	T	28	0	25	0	0
4	U	28	0	25	0	0
5	A	140	0	130	2	0
5	B	126	0	117	1	0
5	C	126	0	117	2	0
All	All	33705	0	32885	644	0

The all-atom clashscore is defined as the number of clashes found per 1000 atoms (including hydrogen atoms). The all-atom clashscore for this structure is 10.

All (644) close contacts within the same asymmetric unit are listed below, sorted by their clash magnitude.



Atom-1	Atom-2	Interatomic distance (Å)	Clash overlap (Å)
1:A:215:ASP:N	1:A:266:TYR:HH	1.68	0.92
1:C:524:VAL:HG13	1:C:525:CYS:H	1.36	0.90
1:B:365:TYR:HA	1:B:368:LEU:HB2	1.56	0.86
1:A:456:PHE:HB2	1:A:491:PRO:HA	1.59	0.85
2:H:35:HIS:HB2	2:H:97:ALA:HB3	1.60	0.81
4:F:1:NAG:H61	4:F:2:NAG:HN2	1.48	0.79
1:A:454:ARG:HH22	1:A:467:ASP:HB3	1.46	0.79
1:A:246:ARG:HG2	1:A:258:TRP:HB3	1.65	0.78
1:A:391:CYS:HA	1:A:525:CYS:HB3	1.66	0.77
1:A:629:LEU:HG	1:A:631:PRO:HD2	1.65	0.76
1:A:115:GLN:HE21	1:A:130:VAL:HG12	1.50	0.76
1:B:78:ARG:HH12	1:B:80:ASP:HB2	1.47	0.75
1:C:208:THR:O	1:C:214:ARG:NH2	2.19	0.75
1:B:517:LEU:HD23	1:B:518:LEU:H	1.51	0.74
1:C:517:LEU:HD23	1:C:518:LEU:H	1.52	0.74
1:B:208:THR:O	1:B:214:ARG:NH1	2.20	0.74
1:C:15:CYS:O	1:C:17:ASN:N	2.21	0.74
1:A:126:VAL:HG11	1:A:175:PHE:HB3	1.71	0.72
3:E:63:ARG:NH2	3:E:84:ASP:OD2	2.24	0.71
1:B:15:CYS:O	1:B:17:ASN:N	2.23	0.70
1:B:472:ILE:HD11	1:B:482:GLY:HA2	1.73	0.70
1:B:718:PHE:HA	1:B:1069:PRO:HA	1.72	0.70
1:B:210:ILE:HD11	1:B:214:ARG:HG2	1.73	0.70
2:D:22:CYS:HB3	2:D:79:LEU:HB3	1.72	0.69
1:C:54:LEU:HB3	1:C:270:LEU:HD21	1.74	0.69
3:E:39:GLN:HE21	3:E:47:ARG:HB3	1.56	0.69
1:A:324:GLU:O	1:A:540:ASN:ND2	2.26	0.69
1:A:141:LEU:HD11	1:A:154:GLU:HB2	1.74	0.68
1:C:131:CYS:HA	1:C:166:CYS:HB3	1.75	0.68
2:D:207:TYR:O	2:D:223:LYS:NZ	2.27	0.68
1:C:742:ILE:O	1:C:1000:ARG:NH1	2.27	0.67
1:C:1129:VAL:HB	1:C:1132:ILE:HD11	1.77	0.67
1:B:656:VAL:HB	1:B:693:ILE:HD11	1.77	0.67
2:D:29:LEU:HD21	2:D:74:ASN:HA	1.77	0.67
1:A:753:LEU:HD11	1:A:759:PHE:HE1	1.60	0.67
3:E:140:ILE:HG21	3:E:199:VAL:HG21	1.77	0.67
1:A:77:LYS:HE2	1:A:256:SER:HB2	1.76	0.66
2:H:134:VAL:HG21	2:H:211:VAL:HG21	1.78	0.66
1:C:206:LYS:NZ	1:C:208:THR:OG1	2.28	0.66
3:E:6:GLN:HE22	3:E:90:CYS:H	1.44	0.66
1:A:964:LYS:NZ	1:B:758:SER:OG	2.29	0.66
1:A:310:LYS:HE2	1:A:664:ILE:HD11	1.77	0.66

Continued on next page...



*Continued from previous page...*

Atom-1	Atom-2	Interatomic distance (Å)	Clash overlap (Å)
1:B:177:MET:SD	1:B:190:ARG:NH2	2.69	0.66
1:C:83:VAL:HA	1:C:237:ARG:HH21	1.61	0.66
1:C:760:CYS:SG	1:C:764:LYS:NZ	2.69	0.66
3:L:23:GLY:HA3	3:L:72:LYS:HD2	1.78	0.66
1:A:15:CYS:HA	1:A:158:ARG:HD2	1.79	0.65
1:B:319:ARG:NH2	1:B:590:CYS:SG	2.66	0.65
1:B:567:ARG:HE	1:C:42:VAL:HG21	1.61	0.65
1:C:399:SER:HB2	1:C:511:VAL:HG23	1.79	0.65
1:A:114:THR:HG22	1:A:115:GLN:H	1.60	0.65
1:B:327:VAL:HG23	1:B:542:ASN:HB3	1.79	0.65
1:A:115:GLN:NE2	1:A:130:VAL:HG12	2.12	0.65
1:C:328:ARG:HH12	1:C:533:LEU:HD12	1.62	0.65
1:B:644:GLN:NE2	1:B:645:THR:O	2.29	0.64
1:A:356:LYS:HB3	1:A:397:ALA:HB3	1.80	0.64
1:B:170:TYR:HE1	1:B:172:SER:HB2	1.63	0.64
1:B:621:PRO:O	1:B:625:HIS:ND1	2.31	0.64
1:A:170:TYR:HE1	1:A:172:SER:HB2	1.62	0.64
1:A:328:ARG:NH1	1:A:531:THR:O	2.31	0.64
3:L:115:ALA:HB3	3:L:175:LYS:HE2	1.80	0.64
1:A:836:GLN:HG2	1:A:838:GLY:H	1.63	0.64
1:B:246:ARG:NH1	1:B:254:SER:O	2.31	0.64
2:D:214:LYS:HG3	2:D:215:PRO:HD3	1.78	0.64
1:B:142:ASP:OD2	1:B:246:ARG:NH2	2.32	0.63
1:A:103:GLY:HA3	1:A:241:LEU:HD23	1.81	0.63
1:A:168:PHE:HE2	1:A:170:TYR:HB2	1.62	0.63
1:A:574:ASP:OD1	1:B:847:ARG:NH1	2.32	0.63
1:B:21:ARG:NH1	1:B:79:PHE:O	2.26	0.63
1:B:97:LYS:HE3	1:B:187:LYS:HG3	1.80	0.63
1:B:323:THR:OG1	1:B:324:GLU:OE1	2.13	0.63
1:C:447:GLY:O	3:E:54:ASN:ND2	2.32	0.63
1:B:1002:GLN:NE2	1:C:1002:GLN:OE1	2.32	0.63
1:B:964:LYS:NZ	1:C:758:SER:OG	2.32	0.62
1:B:356:LYS:HB3	1:B:397:ALA:HB3	1.82	0.62
3:E:63:ARG:NH2	3:E:79:GLY:O	2.32	0.62
1:A:616:ASN:OD1	1:A:618:THR:HG23	1.99	0.62
1:B:357:ARG:NH1	1:B:359:SER:OG	2.32	0.62
1:B:409:GLN:O	1:B:414:GLN:NE2	2.33	0.62
1:B:71:SER:HB3	1:B:260:ALA:H	1.64	0.62
2:H:154:LEU:HD23	2:H:192:SER:HB2	1.82	0.62
1:B:290:ASP:OD1	1:B:291:CYS:N	2.32	0.62
1:A:99:ASN:O	1:A:102:ARG:NH2	2.33	0.61

*Continued on next page...*



*Continued from previous page...*

Atom-1	Atom-2	Interatomic distance (Å)	Clash overlap (Å)
1:C:834:ILE:HD11	1:C:862:PRO:HD3	1.82	0.61
1:C:846:ALA:O	1:C:847:ARG:HD3	1.99	0.61
1:C:20:THR:HB	1:C:77:LYS:HD3	1.82	0.61
2:H:165:VAL:HG11	2:H:191:LEU:HD11	1.82	0.61
1:B:713:ALA:HB3	1:C:894:LEU:HB3	1.80	0.61
1:B:474:GLN:NE2	1:B:478:LYS:O	2.34	0.61
1:B:474:GLN:HG2	1:B:476:GLY:H	1.64	0.61
1:C:356:LYS:HB2	1:C:397:ALA:HB3	1.83	0.61
1:C:87:ASN:OD1	1:C:88:ASP:N	2.32	0.61
2:D:99:GLY:HA2	2:D:113:MET:H	1.64	0.61
1:C:357:ARG:NH1	1:C:358:ILE:O	2.33	0.61
1:C:472:ILE:HD11	1:C:482:GLY:HA2	1.81	0.61
1:A:448:ASN:ND2	1:A:450:ASN:OD1	2.33	0.61
1:B:524:VAL:HG13	1:B:525:CYS:H	1.66	0.61
1:C:607:GLN:NE2	1:C:674:TYR:OH	2.34	0.61
1:A:85:PRO:HA	1:A:237:ARG:HB2	1.83	0.61
1:B:102:ARG:NH2	1:B:122:ASN:O	2.34	0.60
1:C:289:VAL:HG21	1:C:300:LYS:HE3	1.83	0.60
1:A:121:ASN:HD21	1:A:176:LEU:HD13	1.65	0.60
1:B:329:PHE:O	1:B:580:GLN:NE2	2.33	0.60
2:D:35:HIS:HB2	2:D:97:ALA:HB3	1.81	0.60
3:L:63:ARG:NH1	3:L:84:ASP:OD2	2.35	0.60
1:B:141:LEU:HG	1:B:159:VAL:HB	1.84	0.60
1:B:834:ILE:HD11	1:B:862:PRO:HD3	1.83	0.60
2:D:67:ARG:HH22	2:D:87:ARG:HD3	1.66	0.60
1:C:16:VAL:HG11	1:C:140:PHE:HE1	1.67	0.60
1:C:96:GLU:OE1	1:C:100:ILE:N	2.34	0.60
1:B:330:PRO:HA	1:B:579:PRO:HB2	1.83	0.59
3:E:148:VAL:HG12	3:E:201:HIS:HB2	1.84	0.59
1:A:1031:GLU:OE2	1:C:1039:ARG:NE	2.32	0.59
1:A:825:LYS:NZ	1:A:939:SER:O	2.33	0.59
3:L:63:ARG:NE	3:L:78:THR:O	2.26	0.59
1:A:175:PHE:H	1:A:177:MET:HE2	1.66	0.59
1:C:729:VAL:HG22	1:C:1059:GLY:HA2	1.83	0.59
2:H:11:VAL:HG22	2:H:123:THR:HB	1.84	0.59
2:H:208:ILE:HG12	2:H:223:LYS:HG3	1.85	0.59
1:B:811:LYS:HG2	1:B:812:PRO:HD2	1.84	0.59
1:B:1009:THR:O	1:B:1013:ILE:HG12	2.03	0.59
2:D:11:VAL:HG21	2:D:161:GLU:HB3	1.83	0.59
1:A:644:GLN:NE2	1:A:645:THR:O	2.31	0.58
1:B:188:ASN:OD1	1:B:207:HIS:NE2	2.33	0.58

*Continued on next page...*



*Continued from previous page...*

Atom-1	Atom-2	Interatomic distance (Å)	Clash overlap (Å)
1:B:439:ASN:HA	1:B:507:PRO:HG2	1.86	0.58
1:C:409:GLN:NE2	1:C:417:ASN:OD1	2.37	0.58
1:C:724:THR:HG22	1:C:934:ILE:HD11	1.85	0.58
1:A:480:CYS:HB3	1:A:483:VAL:HB	1.85	0.58
2:D:184:GLN:OE1	2:D:190:SER:OG	2.21	0.58
1:A:332:ILE:HG22	1:A:362:VAL:HG23	1.85	0.58
1:A:617:CYS:O	1:A:620:VAL:HG22	2.04	0.58
3:E:150:VAL:HG22	3:E:199:VAL:HG22	1.86	0.58
2:D:10:GLY:H	2:D:122:VAL:HG12	1.69	0.58
3:L:37:TRP:HB2	3:L:50:ILE:HB	1.85	0.57
1:C:439:ASN:HB2	1:C:506:GLN:HE21	1.69	0.57
1:C:491:PRO:O	1:C:492:LEU:HB2	2.05	0.57
1:C:164:ASN:OD1	1:C:165:ASN:N	2.35	0.57
1:C:409:GLN:O	1:C:414:GLN:NE2	2.36	0.57
1:C:533:LEU:HD21	1:C:535:LYS:HE3	1.86	0.57
1:B:395:VAL:HG23	1:B:515:PHE:HB3	1.86	0.57
2:D:29:LEU:HD22	2:D:77:ASN:HA	1.87	0.57
1:A:563:GLN:O	1:A:577:ARG:NH1	2.38	0.57
1:B:331:ASN:HA	1:B:580:GLN:HE22	1.70	0.57
1:B:568:ASP:OD1	1:B:572:THR:OG1	2.23	0.57
1:C:246:ARG:HD3	1:C:254:SER:HA	1.87	0.57
3:E:13:SER:HA	3:E:110:LEU:HB2	1.86	0.57
1:A:616:ASN:HD22	1:B:836:GLN:HE21	1.52	0.57
1:B:244:LEU:HD11	1:B:258:TRP:CE3	2.40	0.56
1:B:146:HIS:HB3	1:B:154:GLU:HG2	1.86	0.56
3:L:182:LEU:HG	3:L:184:LEU:HD23	1.87	0.56
1:A:836:GLN:HA	1:A:854:LYS:HE3	1.87	0.56
1:B:472:ILE:HG22	1:B:490:PHE:HD1	1.71	0.56
3:L:136:LEU:HD13	3:L:182:LEU:HD23	1.87	0.56
1:A:391:CYS:HA	1:A:525:CYS:CB	2.33	0.56
1:B:342:PHE:HE2	1:B:368:LEU:HG	1.69	0.56
2:D:181:ALA:HB2	2:D:191:LEU:HB3	1.88	0.56
2:H:192:SER:N	3:L:181:TYR:OH	2.38	0.56
1:B:95:ILE:HA	1:B:189:LEU:HA	1.88	0.56
1:B:370:ASN:OD1	1:B:371:LEU:N	2.32	0.56
1:C:466:ARG:HE	1:C:467:ASP:H	1.52	0.56
1:B:379:CYS:HA	1:B:432:CYS:HB3	1.86	0.56
1:C:20:THR:OG1	1:C:76:THR:O	2.21	0.56
1:C:379:CYS:HA	1:C:432:CYS:HB3	1.88	0.56
1:A:245:HIS:H	1:A:258:TRP:HB2	1.70	0.55
1:A:699:LEU:HB3	1:B:873:TYR:HE1	1.71	0.55

*Continued on next page...*



*Continued from previous page...*

Atom-1	Atom-2	Interatomic distance (Å)	Clash overlap (Å)
1:A:329:PHE:HE2	1:A:528:LYS:HD2	1.71	0.55
1:B:338:PHE:HD2	1:B:368:LEU:HD21	1.71	0.55
1:C:362:VAL:HA	1:C:525:CYS:O	2.05	0.55
1:C:718:PHE:HE2	1:C:923:ILE:HD11	1.69	0.55
2:D:11:VAL:HB	2:D:160:PRO:HB2	1.87	0.55
1:A:436:TRP:O	1:A:509:ARG:N	2.40	0.55
1:B:79:PHE:HB3	1:B:258:TRP:HH2	1.71	0.55
1:A:388:ASN:OD1	1:A:389:ASP:N	2.40	0.55
1:C:517:LEU:HD23	1:C:518:LEU:N	2.22	0.55
2:H:82:GLN:NE2	2:H:84:ASN:OD1	2.40	0.55
1:B:451:TYR:HB2	1:B:497:PHE:HE2	1.72	0.55
1:A:342:PHE:HE2	1:A:368:LEU:HD22	1.72	0.55
1:B:466:ARG:HE	1:B:467:ASP:H	1.55	0.55
1:B:566:GLY:HA2	1:C:43:PHE:HB3	1.88	0.55
1:A:183:GLN:HB3	1:A:187:LYS:NZ	2.22	0.55
1:C:362:VAL:HG13	1:C:526:GLY:HA2	1.88	0.55
1:A:109:THR:O	1:A:237:ARG:NH1	2.40	0.54
1:B:1089:PHE:HE2	1:C:917:TYR:HD2	1.55	0.54
1:C:27:ALA:HB3	1:C:64:TRP:HB3	1.90	0.54
1:C:993:ILE:O	1:C:997:ILE:HG12	2.07	0.54
2:H:83:MET:HB3	2:H:86:LEU:HD21	1.89	0.54
1:C:802:PHE:HD1	1:C:805:ILE:HD11	1.73	0.54
1:C:375:PHE:HE1	1:C:377:PHE:HB2	1.71	0.54
2:D:125:SER:HB3	2:D:159:PHE:HE1	1.73	0.54
1:B:491:PRO:O	1:B:492:LEU:HB2	2.07	0.54
1:B:565:PHE:HB3	1:B:576:VAL:HG13	1.89	0.54
1:A:115:GLN:HB3	1:A:233:ILE:HG21	1.90	0.54
1:C:148:ASN:HB3	1:C:247:SER:HA	1.90	0.54
3:E:61:PRO:HB2	3:E:63:ARG:HG2	1.88	0.54
3:E:211:ALA:HB3	3:E:214:GLU:HG3	1.90	0.54
3:L:85:GLU:OE2	3:L:170:LYS:NZ	2.40	0.54
1:B:375:PHE:CD2	1:B:377:PHE:HB2	2.43	0.54
2:H:165:VAL:HG12	2:H:211:VAL:HG12	1.90	0.54
1:A:742:ILE:HD11	1:A:753:LEU:HD22	1.90	0.53
1:A:448:ASN:H	1:A:497:PHE:HB2	1.73	0.53
1:C:122:ASN:OD1	1:C:123:ALA:N	2.40	0.53
1:C:941:THR:HG22	1:C:943:SER:H	1.73	0.53
1:C:1074:ASN:HB3	5:C:1302:NAG:HN2	1.72	0.53
1:B:808:ASP:HB3	1:B:811:LYS:HE3	1.90	0.53
1:C:395:VAL:HG23	1:C:515:PHE:HB3	1.91	0.53
1:B:520:ALA:HB3	1:B:521:PRO:HD3	1.89	0.53

*Continued on next page...*



*Continued from previous page...*

Atom-1	Atom-2	Interatomic distance (Å)	Clash overlap (Å)
1:B:699:LEU:HB3	1:C:873:TYR:HE1	1.73	0.53
2:D:60:TYR:HB2	2:D:65:LYS:HD3	1.91	0.53
1:B:1135:ASN:OD1	1:B:1136:THR:N	2.34	0.53
2:H:67:ARG:HH12	2:H:87:ARG:HH12	1.56	0.52
1:A:146:HIS:HB3	1:A:152:TRP:HE3	1.73	0.52
1:A:379:CYS:HA	1:A:432:CYS:HA	1.91	0.52
1:C:661:GLU:O	1:C:695:TYR:OH	2.27	0.52
1:A:417:ASN:O	1:A:421:TYR:HB2	2.08	0.52
1:C:103:GLY:HA3	1:C:241:LEU:HB2	1.90	0.52
2:D:150:ALA:HA	2:D:196:THR:HA	1.91	0.52
1:A:215:ASP:N	1:A:266:TYR:OH	2.37	0.52
3:E:149:THR:HB	3:E:200:THR:HB	1.92	0.52
1:B:707:TYR:HB3	1:C:792:PRO:HG3	1.91	0.52
2:D:13:GLN:OE1	2:D:14:PRO:HD2	2.10	0.52
2:H:135:PHE:O	2:H:154:LEU:N	2.41	0.52
1:B:985:ASP:HB3	1:B:987:PRO:HD2	1.90	0.52
1:C:945:LEU:HD12	1:C:948:LEU:HD12	1.92	0.52
3:L:121:LEU:HD13	3:L:138:CYS:HB2	1.92	0.52
1:A:906:PHE:HD2	1:A:916:LEU:HB2	1.75	0.51
3:L:143:PHE:C	3:L:175:LYS:HE3	2.30	0.51
1:A:461:LEU:HD23	1:A:461:LEU:H	1.74	0.51
1:B:517:LEU:HD23	1:B:518:LEU:N	2.21	0.51
1:B:620:VAL:N	1:B:621:PRO:HD2	2.25	0.51
2:H:36:TRP:HE1	2:H:79:LEU:HD21	1.75	0.51
1:A:418:ILE:HG13	1:A:422:ASN:HB2	1.93	0.51
1:A:1081:ILE:O	1:A:1088:HIS:N	2.42	0.51
2:H:32:TYR:CD2	2:H:101:ALA:HB2	2.46	0.51
1:C:21:ARG:HA	1:C:79:PHE:HE1	1.74	0.51
1:C:1032:CYS:O	1:C:1051:SER:OG	2.27	0.51
1:C:108:THR:HB	1:C:114:THR:HG21	1.93	0.51
1:C:142:ASP:OD2	1:C:246:ARG:NH2	2.44	0.51
3:L:117:PRO:HB3	3:L:143:PHE:HB3	1.93	0.51
1:A:140:PHE:HB2	1:A:244:LEU:HD11	1.93	0.51
1:C:201:PHE:HB3	1:C:229:LEU:HB2	1.91	0.51
1:C:273:ARG:HG3	1:C:274:THR:H	1.75	0.51
1:B:605:SER:OG	1:B:606:ASN:N	2.44	0.51
1:C:293:LEU:HA	1:C:630:THR:HG21	1.91	0.51
1:A:371:LEU:HD21	5:A:1306:NAG:H5	1.93	0.50
1:C:65:PHE:CE1	1:C:82:PRO:HG2	2.45	0.50
1:C:715:PRO:HA	1:C:1072:GLU:HA	1.93	0.50
1:A:168:PHE:CE2	1:A:170:TYR:HB2	2.45	0.50

*Continued on next page...*



*Continued from previous page...*

Atom-1	Atom-2	Interatomic distance (Å)	Clash overlap (Å)
1:C:71:SER:HB3	1:C:260:ALA:H	1.76	0.50
1:C:386:LYS:HD2	1:C:386:LYS:O	2.11	0.50
1:A:128:ILE:HB	1:A:170:TYR:HB3	1.93	0.50
1:A:524:VAL:HG23	1:A:525:CYS:H	1.76	0.50
2:H:136:PRO:HB3	2:H:224:VAL:HG22	1.93	0.50
1:C:37:TYR:HB3	1:C:223:LEU:HB2	1.93	0.50
3:E:47:ARG:HH21	3:E:60:VAL:HG22	1.76	0.50
1:B:81:ASN:N	1:B:82:PRO:HD3	2.27	0.50
1:A:431:GLY:HA2	1:A:515:PHE:CE2	2.47	0.50
1:B:409:GLN:NE2	1:B:417:ASN:OD1	2.45	0.50
1:B:867:ASP:HA	1:B:870:ILE:HD12	1.92	0.50
1:A:646:ARG:HE	1:B:835:LYS:HG2	1.75	0.50
1:A:976:VAL:HG12	1:A:979:ASP:H	1.76	0.50
1:B:80:ASP:O	1:B:265:TYR:OH	2.27	0.50
1:C:520:ALA:HB3	1:C:521:PRO:HD3	1.93	0.50
1:B:802:PHE:HD1	1:B:805:ILE:HD11	1.75	0.49
3:E:207:GLU:OE2	3:E:209:THR:OG1	2.31	0.49
2:H:22:CYS:HB3	2:H:79:LEU:HB3	1.94	0.49
1:B:27:ALA:HB3	1:B:64:TRP:HB3	1.94	0.49
1:B:1083:HIS:CD2	1:B:1136:THR:HA	2.48	0.49
2:H:64:VAL:HB	2:H:68:PHE:CD2	2.47	0.49
2:H:169:SER:N	2:H:210:ASN:OD1	2.45	0.49
1:B:879:ALA:HA	1:B:882:ILE:HG22	1.94	0.49
1:B:906:PHE:HE1	1:B:1049:LEU:HD11	1.75	0.49
1:B:1077:THR:HG22	1:B:1096:VAL:HG12	1.94	0.49
1:C:905:ARG:NH1	1:C:1049:LEU:O	2.46	0.49
1:A:176:LEU:HD23	1:A:176:LEU:O	2.13	0.49
1:A:277:LEU:HD12	1:A:285:ILE:HD13	1.93	0.49
1:A:358:ILE:HD11	1:A:397:ALA:HB2	1.93	0.49
1:A:1126:CYS:HB2	1:A:1132:ILE:HD13	1.94	0.49
1:B:159:VAL:HG13	1:B:160:TYR:CD2	2.47	0.49
1:B:763:LEU:HD21	1:B:1005:GLN:OE1	2.12	0.49
1:C:64:TRP:HD1	1:C:65:PHE:N	2.10	0.49
1:C:1125:ASN:OD1	1:C:1126:CYS:N	2.42	0.49
3:L:153:LYS:HA	3:L:158:PRO:HA	1.93	0.49
1:A:620:VAL:N	1:A:621:PRO:HD2	2.27	0.49
1:A:1116:THR:HG22	1:A:1138:TYR:HB3	1.95	0.49
1:C:405:ASP:N	1:C:504:GLY:O	2.44	0.49
1:C:1009:THR:O	1:C:1013:ILE:HG12	2.12	0.49
2:D:13:GLN:HB3	2:D:16:ARG:HG3	1.94	0.49
3:L:94:MET:HB2	3:L:98:ILE:HB	1.93	0.49

*Continued on next page...*



*Continued from previous page...*

Atom-1	Atom-2	Interatomic distance (Å)	Clash overlap (Å)
1:B:79:PHE:HB3	1:B:258:TRP:CH2	2.47	0.49
1:B:210:ILE:HG12	1:B:214:ARG:NH1	2.27	0.49
1:B:334:ASN:O	1:B:362:VAL:HG12	2.13	0.49
1:C:620:VAL:N	1:C:621:PRO:HD2	2.27	0.49
2:H:20:LEU:HB2	2:H:81:LEU:HB3	1.93	0.49
1:A:417:ASN:OD1	1:A:418:ILE:N	2.46	0.49
2:D:139:PRO:HB3	3:E:122:PHE:HE1	1.76	0.49
1:B:246:ARG:HD3	1:B:254:SER:HA	1.94	0.49
1:B:965:GLN:HE21	1:B:1003:SER:HB2	1.78	0.49
3:L:208:LYS:NZ	3:L:209:THR:O	2.46	0.49
2:D:51:ILE:HG12	2:D:72:ARG:HD2	1.94	0.48
2:H:34:MET:HB2	2:H:51:ILE:HG22	1.95	0.48
2:H:51:ILE:HG12	2:H:72:ARG:HD2	1.94	0.48
1:A:78:ARG:NE	1:A:80:ASP:OD1	2.44	0.48
1:A:355:ARG:H	1:A:466:ARG:HH22	1.60	0.48
1:B:438:SER:OG	1:B:442:ASP:OD2	2.29	0.48
2:H:64:VAL:HA	2:H:67:ARG:HD3	1.94	0.48
2:H:182:VAL:HB	3:L:164:GLU:HB2	1.95	0.48
4:F:1:NAG:H61	4:F:2:NAG:N2	2.22	0.48
1:B:1139:ASP:OD2	1:B:1142:GLN:N	2.45	0.48
1:A:316:SER:OG	1:A:317:ASN:N	2.45	0.48
1:C:326:ILE:HD13	1:C:534:VAL:HG22	1.95	0.48
2:D:82:GLN:HG3	2:D:84:ASN:HD21	1.79	0.48
3:L:118:SER:OG	3:L:141:SER:OG	2.27	0.48
1:A:557:LYS:NZ	1:A:574:ASP:OD2	2.47	0.48
1:A:753:LEU:HD11	1:A:759:PHE:CE1	2.45	0.48
1:C:986:PRO:O	1:C:990:GLU:HG2	2.13	0.48
1:A:40:ASP:OD1	1:A:40:ASP:N	2.47	0.48
1:A:390:LEU:HD11	1:B:983:ARG:HG2	1.95	0.48
1:B:447:GLY:O	3:L:54:ASN:ND2	2.46	0.48
1:B:1126:CYS:HB2	1:B:1132:ILE:HD13	1.96	0.48
1:C:816:SER:OG	1:C:819:GLU:OE1	2.30	0.48
1:B:201:PHE:O	1:B:229:LEU:N	2.44	0.48
1:C:141:LEU:O	1:C:243:ALA:HA	2.14	0.48
1:C:280:ASN:ND2	1:C:282:ASN:OD1	2.39	0.48
2:H:136:PRO:HD2	3:L:127:GLU:HG3	1.96	0.48
1:A:173:GLN:HB3	1:A:174:PRO:HD3	1.96	0.48
1:B:879:ALA:O	1:B:883:THR:HG22	2.14	0.48
3:L:22:CYS:O	3:L:73:ALA:N	2.41	0.48
1:A:986:PRO:N	1:A:987:PRO:HD2	2.28	0.48
1:A:246:ARG:NH1	1:A:253:ASP:O	2.46	0.47

*Continued on next page...*



*Continued from previous page...*

Atom-1	Atom-2	Interatomic distance (Å)	Clash overlap (Å)
1:A:524:VAL:HG23	1:A:525:CYS:N	2.29	0.47
1:B:83:VAL:HB	1:B:237:ARG:HD2	1.96	0.47
1:A:115:GLN:NE2	1:A:167:THR:OG1	2.47	0.47
1:A:365:TYR:HA	1:A:368:LEU:HB2	1.95	0.47
1:A:729:VAL:HG11	1:A:781:VAL:HG11	1.96	0.47
1:B:399:SER:OG	1:B:510:VAL:O	2.30	0.47
1:B:295:PRO:HB2	1:B:608:VAL:HG21	1.96	0.47
1:B:445:VAL:HA	1:B:499:PRO:HB3	1.97	0.47
1:B:524:VAL:HG13	1:B:525:CYS:N	2.28	0.47
1:C:100:ILE:HD12	1:C:245:HIS:CD2	2.49	0.47
1:C:661:GLU:OE2	1:C:662:CYS:N	2.47	0.47
1:A:14:GLN:HG2	1:A:15:CYS:H	1.79	0.47
1:B:352:ALA:HA	1:B:466:ARG:NH2	2.30	0.47
1:B:1086:LYS:HB2	1:B:1086:LYS:HE3	1.69	0.47
2:D:36:TRP:HE1	2:D:79:LEU:HD21	1.79	0.47
2:D:154:LEU:HD23	2:D:192:SER:HB2	1.96	0.47
1:B:148:ASN:HB3	1:B:247:SER:HA	1.95	0.47
1:B:813:SER:O	1:B:814:LYS:NZ	2.38	0.47
1:B:586:ASP:OD1	1:B:587:ILE:N	2.47	0.47
1:B:880:GLY:O	1:B:884:SER:OG	2.30	0.47
1:B:1083:HIS:HD2	1:B:1136:THR:HA	1.79	0.47
1:C:258:TRP:HZ3	1:C:260:ALA:HB2	1.80	0.47
1:C:320:VAL:HB	1:C:590:CYS:HB2	1.97	0.47
2:D:67:ARG:NH2	2:D:87:ARG:HD3	2.29	0.47
2:D:182:VAL:HG21	3:E:164:GLU:HB3	1.96	0.47
1:A:229:LEU:HD23	1:A:231:ILE:HD11	1.96	0.47
1:A:985:ASP:OD1	1:A:985:ASP:N	2.45	0.47
1:B:555:SER:HB3	1:B:586:ASP:HB2	1.97	0.47
1:C:524:VAL:HG13	1:C:525:CYS:N	2.19	0.47
2:D:109:TYR:HB3	3:E:96:ARG:H	1.80	0.47
2:D:116:TRP:HE1	3:E:46:PRO:HD2	1.78	0.47
3:L:17:THR:HG23	3:L:78:THR:HG22	1.97	0.47
2:D:29:LEU:O	2:D:72:ARG:NH2	2.48	0.47
1:B:452:LEU:HD12	1:B:492:LEU:HB3	1.96	0.46
1:C:159:VAL:HG13	1:C:160:TYR:CD2	2.50	0.46
1:C:973:ILE:HG13	1:C:984:LEU:HD11	1.96	0.46
3:L:20:LEU:HD23	3:L:77:ILE:HD13	1.97	0.46
1:B:249:LEU:HD12	1:B:259:THR:HG21	1.97	0.46
3:L:152:TRP:NE1	3:L:180:SER:OG	2.40	0.46
1:A:244:LEU:HG	1:A:258:TRP:CG	2.51	0.46
1:A:676:THR:HG22	1:A:689:SER:HA	1.96	0.46

*Continued on next page...*



*Continued from previous page...*

Atom-1	Atom-2	Interatomic distance (Å)	Clash overlap (Å)
1:B:906:PHE:HD2	1:B:916:LEU:HB2	1.80	0.46
1:C:335:LEU:H	1:C:335:LEU:HD23	1.81	0.46
2:D:5:VAL:HB	2:D:23:ALA:HB3	1.97	0.46
2:D:34:MET:HG3	2:D:79:LEU:HD22	1.97	0.46
2:H:100:TRP:CD1	2:H:111:TYR:HB2	2.51	0.46
2:H:116:TRP:HE1	3:L:45:ALA:HB1	1.81	0.46
1:B:835:LYS:HE3	1:B:835:LYS:HB2	1.78	0.46
1:C:417:ASN:OD1	1:C:418:ILE:N	2.47	0.46
2:D:64:VAL:HA	2:D:67:ARG:HD3	1.98	0.46
1:B:326:ILE:HG12	1:B:539:VAL:HG21	1.96	0.46
2:H:135:PHE:HZ	3:L:133:LYS:HD2	1.80	0.46
1:A:107:GLY:HA2	1:A:235:ILE:HG23	1.98	0.46
1:A:485:GLY:N	1:A:488:CYS:SG	2.88	0.46
1:A:784:GLN:OE1	1:A:1030:SER:OG	2.34	0.46
1:B:403:ARG:HB3	1:B:406:GLU:OE2	2.16	0.46
1:B:905:ARG:HH11	1:B:1036:GLN:HB2	1.81	0.46
1:C:612:TYR:HE2	1:C:651:ILE:HD12	1.81	0.46
1:C:1081:ILE:O	1:C:1088:HIS:N	2.46	0.46
2:H:100:TRP:HD1	2:H:111:TYR:HB2	1.80	0.46
3:L:51:TYR:HE1	3:L:57:SER:HA	1.80	0.46
3:L:148:VAL:HG12	3:L:201:HIS:HB2	1.98	0.46
1:A:96:GLU:HG3	1:A:188:ASN:HD21	1.81	0.46
1:A:327:VAL:HG12	1:A:542:ASN:HB3	1.96	0.46
1:C:560:LEU:HB2	1:C:563:GLN:HG2	1.97	0.46
1:C:879:ALA:O	1:C:883:THR:OG1	2.25	0.46
2:H:97:ALA:HA	2:H:116:TRP:HB3	1.98	0.46
3:L:140:ILE:HG21	3:L:199:VAL:HG21	1.98	0.46
3:E:38:TYR:HE1	3:E:48:THR:HG23	1.81	0.46
3:L:12:VAL:HG21	3:L:18:VAL:HB	1.98	0.46
1:B:201:PHE:HB3	1:B:229:LEU:HB3	1.98	0.45
1:B:759:PHE:HD2	1:B:1001:LEU:HD11	1.81	0.45
1:A:523:THR:HG23	1:A:524:VAL:HG22	1.99	0.45
1:C:133:PHE:CE1	1:C:163:ALA:HB2	2.51	0.45
3:L:46:PRO:O	3:L:47:ARG:HD2	2.15	0.45
1:A:170:TYR:CE1	1:A:172:SER:HB2	2.49	0.45
1:B:719:THR:N	1:B:1068:VAL:O	2.44	0.45
1:C:453:TYR:O	1:C:492:LEU:HA	2.15	0.45
1:B:457:ARG:NH1	1:B:467:ASP:OD2	2.49	0.45
1:C:448:ASN:HA	3:E:54:ASN:HD21	1.82	0.45
1:C:921:LYS:HB2	1:C:921:LYS:HE2	1.80	0.45
2:H:99:GLY:HA2	2:H:113:MET:H	1.82	0.45

*Continued on next page...*



*Continued from previous page...*

Atom-1	Atom-2	Interatomic distance (Å)	Clash overlap (Å)
3:L:124:PRO:HD3	3:L:136:LEU:HG	1.99	0.45
1:A:114:THR:HG22	1:A:115:GLN:N	2.28	0.45
1:A:140:PHE:CE2	1:A:158:ARG:HG3	2.52	0.45
1:A:393:THR:HA	1:A:523:THR:HG22	1.98	0.45
1:B:921:LYS:HA	1:B:921:LYS:HE2	1.98	0.45
1:C:21:ARG:HE	1:C:79:PHE:HZ	1.63	0.45
1:C:805:ILE:HD12	1:C:878:LEU:HD11	1.98	0.45
1:A:836:GLN:N	1:A:836:GLN:OE1	2.49	0.45
1:B:732:THR:OG1	1:B:955:ASN:OD1	2.34	0.45
3:L:152:TRP:CD1	3:L:163:VAL:HG21	2.52	0.45
1:A:67:VAL:HB	1:A:263:ALA:H	1.82	0.45
1:A:139:PRO:HB3	1:A:159:VAL:HG23	1.98	0.45
1:B:542:ASN:HB2	1:B:547:LYS:HZ3	1.82	0.45
1:C:1132:ILE:HD12	1:C:1132:ILE:H	1.81	0.45
1:A:176:LEU:HG	1:A:190:ARG:HE	1.82	0.45
1:A:339:ASP:OD1	1:A:340:GLU:N	2.48	0.44
1:C:879:ALA:HA	1:C:882:ILE:HG22	1.98	0.44
2:D:139:PRO:HB3	3:E:122:PHE:CE1	2.52	0.44
3:L:14:PRO:HA	3:L:80:ALA:HB3	1.99	0.44
3:L:139:LEU:HA	3:L:179:SER:HA	1.99	0.44
1:C:795:LYS:HE3	1:C:806:LEU:HD13	1.99	0.44
3:E:6:GLN:NE2	3:E:102:GLY:HA3	2.32	0.44
1:A:206:LYS:NZ	1:A:207:HIS:O	2.48	0.44
1:A:334:ASN:O	1:A:362:VAL:N	2.32	0.44
1:B:563:GLN:O	1:B:577:ARG:NH1	2.50	0.44
1:C:430:THR:OG1	1:C:515:PHE:O	2.34	0.44
1:C:656:VAL:HG22	1:C:657:ASN:H	1.82	0.44
1:A:125:ASN:OD1	1:A:126:VAL:N	2.50	0.44
1:B:95:ILE:HB	1:B:189:LEU:HD13	2.00	0.44
1:B:398:ASP:OD1	1:B:398:ASP:N	2.49	0.44
1:C:807:PRO:HA	1:C:816:SER:HB3	1.99	0.44
1:C:142:ASP:OD1	1:C:156:GLU:HB2	2.18	0.44
1:C:293:LEU:O	1:C:630:THR:OG1	2.30	0.44
1:C:389:ASP:OD1	1:C:389:ASP:N	2.49	0.44
1:C:846:ALA:C	1:C:847:ARG:HD3	2.37	0.44
1:C:954:HIS:HB3	1:C:1014:ARG:CZ	2.48	0.44
2:H:181:ALA:HB1	2:H:189:TYR:HB3	2.00	0.44
1:A:476:GLY:O	1:A:487:ASN:ND2	2.50	0.44
1:A:864:LEU:O	1:C:669:GLY:N	2.50	0.44
1:A:490:PHE:CE2	1:A:492:LEU:HB2	2.52	0.44
1:B:569:ILE:HG13	1:C:847:ARG:HH22	1.83	0.44

*Continued on next page...*



*Continued from previous page...*

Atom-1	Atom-2	Interatomic distance (Å)	Clash overlap (Å)
1:B:193:VAL:HB	1:B:204:TYR:HB2	1.99	0.44
1:C:440:LYS:HG3	1:C:441:LEU:HD12	2.00	0.44
1:C:551:VAL:HG12	1:C:588:THR:HB	1.99	0.44
1:C:997:ILE:O	1:C:1001:LEU:HD23	2.17	0.44
1:A:616:ASN:ND2	1:B:836:GLN:HE21	2.15	0.43
1:A:1029:MET:HE2	1:A:1062:PHE:CZ	2.53	0.43
1:B:1049:LEU:HB2	1:B:1065:VAL:O	2.18	0.43
2:D:64:VAL:HB	2:D:68:PHE:CD2	2.53	0.43
2:D:168:ASN:HB3	2:D:171:ALA:HB3	1.99	0.43
1:B:528:LYS:HB3	1:B:529:LYS:H	1.61	0.43
1:B:973:ILE:HG21	1:B:983:ARG:HH12	1.84	0.43
1:C:931:ILE:HA	1:C:934:ILE:HG22	2.00	0.43
3:L:186:PRO:O	3:L:190:LYS:HG3	2.18	0.43
1:C:104:TRP:HB2	1:C:119:ILE:O	2.18	0.43
1:A:422:ASN:O	1:A:461:LEU:HD21	2.17	0.43
1:B:993:ILE:O	1:B:997:ILE:HG12	2.19	0.43
1:C:40:ASP:N	1:C:40:ASP:OD1	2.52	0.43
1:C:231:ILE:HG13	1:C:232:GLY:N	2.32	0.43
1:A:244:LEU:HG	1:A:258:TRP:CD2	2.54	0.43
1:B:1127:ASP:OD1	1:B:1127:ASP:N	2.51	0.43
1:A:38:TYR:CE1	1:A:285:ILE:HG13	2.53	0.43
1:C:813:SER:O	1:C:814:LYS:NZ	2.39	0.43
3:L:40:GLN:NE2	3:L:41:THR:O	2.50	0.43
1:A:126:VAL:HB	1:A:172:SER:O	2.19	0.43
1:B:403:ARG:HH11	1:B:405:ASP:HB3	1.84	0.43
1:B:635:VAL:O	1:B:638:THR:OG1	2.32	0.43
1:B:931:ILE:HA	1:B:934:ILE:HG22	2.01	0.43
1:C:398:ASP:N	1:C:398:ASP:OD1	2.52	0.43
3:E:40:GLN:NE2	3:E:41:THR:O	2.51	0.43
3:L:150:VAL:HG13	3:L:199:VAL:HG22	2.01	0.43
1:A:34:ARG:HD3	1:A:216:LEU:HD22	2.00	0.43
1:B:14:GLN:HG2	1:B:16:VAL:H	1.84	0.43
1:B:1001:LEU:O	1:B:1005:GLN:HG2	2.19	0.43
2:H:43:LYS:HG2	2:H:44:GLY:H	1.82	0.43
3:L:11:SER:HB3	3:L:110:LEU:HA	2.00	0.43
4:G:1:NAG:H61	4:G:2:NAG:H82	2.01	0.43
1:B:53:ASP:OD1	1:B:54:LEU:N	2.49	0.43
1:B:244:LEU:HD12	1:B:244:LEU:HA	1.86	0.43
1:B:375:PHE:HD2	1:B:377:PHE:HB2	1.81	0.43
1:B:814:LYS:HA	1:B:814:LYS:HD3	1.84	0.43
3:E:63:ARG:HG3	3:E:64:PHE:HD1	1.83	0.43

*Continued on next page...*



*Continued from previous page...*

Atom-1	Atom-2	Interatomic distance (Å)	Clash overlap (Å)
1:A:452:LEU:HD23	1:A:453:TYR:N	2.34	0.42
1:B:462:LYS:HB3	1:B:462:LYS:HE3	1.88	0.42
2:H:227:LYS:NZ	3:L:126:SER:H	2.17	0.42
1:A:100:ILE:HG23	1:A:243:ALA:HB3	2.00	0.42
1:A:201:PHE:HD2	1:A:231:ILE:HD13	1.83	0.42
1:B:103:GLY:HA3	1:B:241:LEU:HB2	2.01	0.42
1:B:553:THR:HG23	1:B:586:ASP:HB3	2.01	0.42
1:C:1018:ILE:HD13	1:C:1018:ILE:HA	1.91	0.42
1:B:433:VAL:HG12	1:B:512:VAL:HA	2.01	0.42
1:C:273:ARG:HG3	1:C:274:THR:N	2.33	0.42
1:C:403:ARG:HB2	1:C:495:TYR:CE2	2.55	0.42
2:H:93:VAL:HA	2:H:121:THR:HA	2.02	0.42
2:H:114:ASP:OD1	2:H:115:VAL:N	2.53	0.42
3:L:6:GLN:NE2	3:L:102:GLY:HA3	2.34	0.42
1:A:183:GLN:HB3	1:A:187:LYS:HZ2	1.84	0.42
1:A:750:SER:O	1:A:754:LEU:HG	2.19	0.42
1:B:417:ASN:OD1	1:B:418:ILE:N	2.50	0.42
1:C:657:ASN:OD1	5:C:1304:NAG:H2	2.20	0.42
2:H:223:LYS:HE2	2:H:223:LYS:HB2	1.83	0.42
1:A:879:ALA:HA	1:A:882:ILE:HG22	2.01	0.42
1:B:127:VAL:HG12	1:B:171:VAL:HG22	2.00	0.42
1:B:399:SER:HB2	1:B:511:VAL:HG23	2.00	0.42
1:B:592:PHE:CE2	1:C:740:MET:HG3	2.54	0.42
1:B:786:LYS:HE2	1:B:786:LYS:HB2	1.90	0.42
1:B:906:PHE:CD2	1:B:916:LEU:HB2	2.54	0.42
1:C:406:GLU:HB2	1:C:409:GLN:HB3	2.01	0.42
1:C:773:GLU:OE2	1:C:1019:ARG:HB2	2.19	0.42
1:C:822:LEU:HD11	1:C:1061:VAL:HG21	2.01	0.42
2:H:11:VAL:HA	2:H:123:THR:O	2.20	0.42
1:A:950:ASP:OD1	1:A:954:HIS:NE2	2.52	0.42
1:A:404:GLY:HA2	1:A:508:TYR:CD2	2.54	0.42
1:A:567:ARG:NH1	1:A:571:ASP:O	2.53	0.42
1:A:804:GLN:NE2	1:A:935:GLN:HG3	2.34	0.42
1:B:453:TYR:O	1:B:492:LEU:HA	2.19	0.42
1:B:989:ALA:O	1:B:993:ILE:HG12	2.19	0.42
2:H:13:GLN:H	2:H:16:ARG:NH2	2.17	0.42
1:A:105:ILE:HG12	1:A:159:VAL:HG21	2.00	0.42
1:A:715:PRO:HA	1:A:1071:GLN:O	2.19	0.42
1:A:1116:THR:OG1	1:A:1118:ASP:OD1	2.24	0.42
1:B:141:LEU:O	1:B:243:ALA:HA	2.20	0.42
1:B:886:TRP:HB2	1:B:1034:LEU:O	2.19	0.42

*Continued on next page...*



*Continued from previous page...*

Atom-1	Atom-2	Interatomic distance (Å)	Clash overlap (Å)
1:C:336:CYS:SG	1:C:524:VAL:HG23	2.60	0.42
1:A:292:ALA:N	1:A:298:GLU:OE2	2.53	0.42
1:B:451:TYR:HB2	1:B:497:PHE:CE2	2.54	0.42
1:B:717:ASN:HB3	1:B:718:PHE:H	1.51	0.42
1:C:1073:LYS:HG3	1:C:1075:PHE:CE2	2.55	0.42
1:A:244:LEU:HD23	1:A:246:ARG:HG3	2.02	0.42
1:A:954:HIS:HB3	1:A:1014:ARG:CZ	2.49	0.42
1:B:104:TRP:HA	1:B:240:THR:HA	2.02	0.42
1:B:1129:VAL:HB	1:B:1132:ILE:HD11	2.01	0.42
1:C:237:ARG:NH2	1:C:239:GLN:HB3	2.35	0.42
1:A:340:GLU:O	1:A:344:ALA:HB2	2.19	0.41
1:A:840:CYS:O	1:A:845:ALA:N	2.52	0.41
1:B:327:VAL:O	1:B:531:THR:OG1	2.23	0.41
1:B:452:LEU:HG	1:B:492:LEU:HD12	2.02	0.41
1:C:1026:ALA:O	1:C:1029:MET:HB2	2.20	0.41
3:L:143:PHE:O	3:L:176:TYR:HB2	2.19	0.41
1:A:115:GLN:OE1	1:A:132:GLU:HG2	2.19	0.41
1:A:497:PHE:HE2	1:A:507:PRO:HB3	1.84	0.41
1:A:906:PHE:CD2	1:A:916:LEU:HB2	2.54	0.41
1:B:96:GLU:N	1:B:188:ASN:O	2.37	0.41
1:B:437:ASN:HD21	1:B:506:GLN:NE2	2.18	0.41
1:B:770:ILE:O	1:B:774:GLN:HG2	2.19	0.41
1:C:403:ARG:HB3	1:C:406:GLU:OE2	2.20	0.41
1:C:712:ILE:O	1:C:1075:PHE:N	2.53	0.41
1:C:814:LYS:HA	1:C:814:LYS:HD3	1.87	0.41
2:H:182:VAL:HG21	3:L:181:TYR:HB2	2.02	0.41
3:L:40:GLN:O	3:L:86:SER:OG	2.34	0.41
1:A:43:PHE:HB3	1:C:566:GLY:HA2	2.02	0.41
1:A:108:THR:HG21	1:A:116:SER:HA	2.02	0.41
1:B:71:SER:HB3	1:B:260:ALA:N	2.34	0.41
1:B:234:ASN:HB2	5:B:1308:NAG:C2	2.51	0.41
1:B:303:LEU:HD12	1:B:308:VAL:HG12	2.02	0.41
1:B:553:THR:OG1	1:B:554:GLU:N	2.52	0.41
1:C:65:PHE:CD1	1:C:82:PRO:HG2	2.55	0.41
1:A:132:GLU:HB2	1:A:165:ASN:HB2	2.03	0.41
1:A:835:LYS:HG2	1:A:839:ASP:HB3	2.02	0.41
1:C:1082:CYS:HB3	1:C:1132:ILE:HG21	2.02	0.41
1:A:296:LEU:HD13	1:A:608:VAL:HG11	2.03	0.41
1:B:806:LEU:HD23	1:B:806:LEU:HA	1.84	0.41
1:B:828:LEU:HB2	1:B:949:GLN:HE22	1.85	0.41
1:B:1081:ILE:O	1:B:1088:HIS:N	2.53	0.41

*Continued on next page...*



*Continued from previous page...*

Atom-1	Atom-2	Interatomic distance (Å)	Clash overlap (Å)
1:C:533:LEU:HD21	1:C:535:LYS:HG3	2.03	0.41
3:E:40:GLN:O	3:E:86:SER:OG	2.39	0.41
1:A:220:PHE:HE2	1:A:285:ILE:HG22	1.85	0.41
1:A:273:ARG:HA	1:A:273:ARG:HD3	1.75	0.41
1:A:631:PRO:HB3	1:A:633:TRP:CH2	2.56	0.41
1:B:535:LYS:NZ	1:B:554:GLU:OE2	2.37	0.41
1:C:829:ALA:HB2	1:C:952:VAL:HG11	2.02	0.41
1:C:981:PHE:CZ	1:C:993:ILE:HD12	2.56	0.41
2:D:32:TYR:CE1	2:D:101:ALA:HB2	2.55	0.41
2:D:135:PHE:O	2:D:154:LEU:N	2.43	0.41
2:H:38:ARG:HA	2:H:94:TYR:HA	2.03	0.41
1:B:208:THR:HG22	1:B:210:ILE:HG23	2.03	0.41
1:C:624:ILE:HG21	1:C:634:ARG:HA	2.02	0.41
1:C:628:GLN:OE1	1:C:634:ARG:NH2	2.48	0.41
2:D:14:PRO:HG3	2:D:124:VAL:HG12	2.02	0.41
2:D:97:ALA:HA	2:D:116:TRP:HB3	2.03	0.41
1:A:118:LEU:HD23	1:A:133:PHE:CZ	2.55	0.41
1:B:388:ASN:OD1	1:B:528:LYS:HE3	2.21	0.41
1:C:29:THR:O	1:C:61:ASN:HA	2.20	0.41
1:C:331:ASN:OD1	1:C:333:THR:HG23	2.20	0.41
1:C:393:THR:HG21	1:C:521:PRO:HD2	2.02	0.41
1:C:747:THR:O	1:C:750:SER:OG	2.24	0.41
1:C:928:ASN:O	1:C:931:ILE:HG22	2.21	0.41
2:H:13:GLN:HB2	2:H:16:ARG:CZ	2.50	0.41
1:A:67:VAL:HB	1:A:263:ALA:N	2.36	0.41
1:A:571:ASP:OD1	1:A:571:ASP:N	2.53	0.41
1:A:767:LEU:HD23	1:A:767:LEU:HA	1.91	0.41
1:B:125:ASN:HA	1:B:174:PRO:HD3	2.03	0.41
1:B:129:LYS:HG2	1:B:131:CYS:H	1.84	0.41
1:B:501:TYR:CE2	1:B:505:HIS:HB2	2.56	0.41
1:B:945:LEU:HD12	1:B:946:GLY:N	2.36	0.41
1:C:277:LEU:HD23	1:C:288:ALA:HB2	2.02	0.41
1:C:352:ALA:HA	1:C:466:ARG:NH2	2.36	0.41
1:C:834:ILE:HA	1:C:837:TYR:CD2	2.56	0.41
1:A:816:SER:OG	1:A:819:GLU:HG3	2.21	0.41
1:B:474:GLN:HE22	1:B:479:PRO:HA	1.86	0.41
1:B:971:GLY:O	1:B:995:ARG:NH1	2.43	0.41
1:A:71:SER:HG	1:A:77:LYS:H	1.62	0.40
1:A:371:LEU:HD11	5:A:1306:NAG:H5	2.02	0.40
1:B:37:TYR:HB3	1:B:223:LEU:HB2	2.03	0.40
1:B:208:THR:HB	1:B:214:ARG:HH22	1.86	0.40

*Continued on next page...*



Continued from previous page...

Atom-1	Atom-2	Interatomic distance (Å)	Clash overlap (Å)
1:C:659:SER:HB3	1:C:698:SER:HB3	2.03	0.40
1:C:1077:THR:OG1	1:C:1078:ALA:N	2.55	0.40
2:D:29:LEU:HB2	2:D:34:MET:HE3	2.02	0.40
2:D:151:LEU:HD22	2:D:224:VAL:HG12	2.03	0.40
1:A:200:TYR:CD1	1:A:230:PRO:HA	2.57	0.40
1:B:406:GLU:HG3	1:B:418:ILE:HD13	2.03	0.40
1:B:867:ASP:OD1	1:B:868:GLU:N	2.54	0.40
1:C:407:VAL:HG11	1:C:508:TYR:HD2	1.86	0.40
1:A:338:PHE:CE2	1:A:368:LEU:HD11	2.56	0.40
1:A:840:CYS:HB3	1:A:845:ALA:HA	2.02	0.40
1:B:258:TRP:HZ3	1:B:260:ALA:HB2	1.86	0.40
1:C:195:LYS:HB2	1:C:195:LYS:HE3	1.72	0.40
2:H:154:LEU:HD13	3:L:135:THR:HB	2.03	0.40
2:H:176:VAL:HG13	2:H:195:VAL:HG22	2.02	0.40
1:A:118:LEU:HG	1:A:129:LYS:O	2.22	0.40
1:A:206:LYS:HB3	1:A:223:LEU:HD13	2.04	0.40
1:A:244:LEU:HD23	1:A:246:ARG:HE	1.87	0.40
1:A:882:ILE:HG23	1:A:883:THR:HG23	2.02	0.40
1:B:108:THR:OG1	1:B:234:ASN:OD1	2.40	0.40
1:B:216:LEU:HA	1:B:217:PRO:HD3	1.90	0.40
2:D:11:VAL:HG13	2:D:123:THR:O	2.22	0.40
3:E:171:GLN:N	3:E:175:LYS:O	2.49	0.40
1:A:931:ILE:HA	1:A:934:ILE:HG22	2.04	0.40
1:B:164:ASN:OD1	1:B:164:ASN:N	2.55	0.40
1:B:195:LYS:HD3	1:B:204:TYR:CE1	2.56	0.40
1:B:278:LYS:HD3	1:B:306:PHE:HE2	1.86	0.40
2:D:116:TRP:HZ2	3:E:46:PRO:HB2	1.85	0.40
3:E:152:TRP:CE3	3:E:182:LEU:HD22	2.57	0.40

There are no symmetry-related clashes.

## 5.3 Torsion angles [i](#)

### 5.3.1 Protein backbone [i](#)

In the following table, the Percentiles column shows the percent Ramachandran outliers of the chain as a percentile score with respect to all PDB entries followed by that with respect to all EM entries.

The Analysed column shows the number of residues for which the backbone conformation was analysed, and the total number of residues.



Mol	Chain	Analysed	Favoured	Allowed	Outliers	Percentiles	
1	A	1108/1272 (87%)	1025 (92%)	79 (7%)	4 (0%)	30	65
1	B	1114/1272 (88%)	1024 (92%)	84 (8%)	6 (0%)	25	60
1	C	1114/1272 (88%)	1014 (91%)	95 (8%)	5 (0%)	30	65
2	D	229/231 (99%)	220 (96%)	9 (4%)	0	100	100
2	H	229/231 (99%)	221 (96%)	7 (3%)	1 (0%)	30	65
3	E	214/216 (99%)	206 (96%)	8 (4%)	0	100	100
3	L	214/216 (99%)	197 (92%)	15 (7%)	2 (1%)	14	48
All	All	4222/4710 (90%)	3907 (92%)	297 (7%)	18 (0%)	32	65

All (18) Ramachandran outliers are listed below:

Mol	Chain	Res	Type
1	A	525	CYS
1	B	16	VAL
1	B	210	ILE
1	B	492	LEU
1	B	528	LYS
1	C	16	VAL
1	C	210	ILE
1	C	492	LEU
1	C	527	PRO
1	A	231	ILE
2	H	113	MET
3	L	112	GLN
1	B	834	ILE
1	A	78	ARG
1	A	624	ILE
1	C	834	ILE
3	L	110	LEU
1	B	527	PRO

### 5.3.2 Protein sidechains ⓘ

In the following table, the Percentiles column shows the percent sidechain outliers of the chain as a percentile score with respect to all PDB entries followed by that with respect to all EM entries.

The Analysed column shows the number of residues for which the sidechain conformation was analysed, and the total number of residues.



Mol	Chain	Analysed	Rotameric	Outliers	Percentiles	
1	A	969/1100 (88%)	968 (100%)	1 (0%)	92	95
1	B	974/1100 (88%)	972 (100%)	2 (0%)	92	94
1	C	974/1100 (88%)	972 (100%)	2 (0%)	92	94
2	D	195/195 (100%)	194 (100%)	1 (0%)	86	90
2	H	195/195 (100%)	195 (100%)	0	100	100
3	E	180/180 (100%)	180 (100%)	0	100	100
3	L	180/180 (100%)	180 (100%)	0	100	100
All	All	3667/4050 (90%)	3661 (100%)	6 (0%)	91	94

All (6) residues with a non-rotameric sidechain are listed below:

Mol	Chain	Res	Type
1	A	237	ARG
1	B	346	ARG
1	B	955	ASN
1	C	378	LYS
1	C	847	ARG
2	D	214	LYS

Sometimes sidechains can be flipped to improve hydrogen bonding and reduce clashes. All (15) such sidechains are listed below:

Mol	Chain	Res	Type
1	A	115	GLN
1	A	448	ASN
1	A	895	GLN
1	A	901	GLN
1	A	1002	GLN
1	B	239	GLN
1	B	506	GLN
1	B	836	GLN
1	B	1002	GLN
1	C	245	HIS
1	C	1002	GLN
3	E	6	GLN
3	E	39	GLN
2	H	82	GLN
3	L	54	ASN



### 5.3.3 RNA ⓘ

There are no RNA molecules in this entry.

## 5.4 Non-standard residues in protein, DNA, RNA chains ⓘ

There are no non-standard protein/DNA/RNA residues in this entry.

## 5.5 Carbohydrates ⓘ

28 monosaccharides are modelled in this entry.

In the following table, the Counts columns list the number of bonds (or angles) for which Mogul statistics could be retrieved, the number of bonds (or angles) that are observed in the model and the number of bonds (or angles) that are defined in the Chemical Component Dictionary. The Link column lists molecule types, if any, to which the group is linked. The Z score for a bond length (or angle) is the number of standard deviations the observed value is removed from the expected value. A bond length (or angle) with  $|Z| > 2$  is considered an outlier worth inspection. RMSZ is the root-mean-square of all Z scores of the bond lengths (or angles).

Mol	Type	Chain	Res	Link	Bond lengths			Bond angles		
					Counts	RMSZ	$\# Z  > 2$	Counts	RMSZ	$\# Z  > 2$
4	NAG	F	1	4,1	14,14,15	0.41	0	17,19,21	0.61	0
4	NAG	F	2	4	14,14,15	0.40	0	17,19,21	0.55	0
4	NAG	G	1	4,1	14,14,15	0.32	0	17,19,21	0.61	1 (5%)
4	NAG	G	2	4	14,14,15	0.29	0	17,19,21	0.45	0
4	NAG	I	1	4,1	14,14,15	0.21	0	17,19,21	0.50	0
4	NAG	I	2	4	14,14,15	0.26	0	17,19,21	0.47	0
4	NAG	J	1	4,1	14,14,15	0.20	0	17,19,21	0.48	0
4	NAG	J	2	4	14,14,15	0.23	0	17,19,21	0.46	0
4	NAG	K	1	4,1	14,14,15	0.42	0	17,19,21	1.01	1 (5%)
4	NAG	K	2	4	14,14,15	0.32	0	17,19,21	0.52	0
4	NAG	M	1	4,1	14,14,15	0.21	0	17,19,21	0.42	0
4	NAG	M	2	4	14,14,15	0.21	0	17,19,21	0.44	0
4	NAG	N	1	4,1	14,14,15	0.58	0	17,19,21	0.48	0
4	NAG	N	2	4	14,14,15	0.32	0	17,19,21	0.38	0
4	NAG	O	1	4,1	14,14,15	0.35	0	17,19,21	0.51	0
4	NAG	O	2	4	14,14,15	0.34	0	17,19,21	0.59	0
4	NAG	P	1	4,1	14,14,15	0.19	0	17,19,21	0.41	0
4	NAG	P	2	4	14,14,15	0.22	0	17,19,21	0.43	0
4	NAG	Q	1	4,1	14,14,15	0.34	0	17,19,21	0.66	1 (5%)
4	NAG	Q	2	4	14,14,15	0.32	0	17,19,21	0.47	0
4	NAG	R	1	4,1	14,14,15	0.27	0	17,19,21	0.43	0
4	NAG	R	2	4	14,14,15	0.20	0	17,19,21	0.43	0



Mol	Type	Chain	Res	Link	Bond lengths			Bond angles		
					Counts	RMSZ	# Z  > 2	Counts	RMSZ	# Z  > 2
4	NAG	S	1	4,1	14,14,15	0.23	0	17,19,21	0.55	0
4	NAG	S	2	4	14,14,15	0.22	0	17,19,21	0.44	0
4	NAG	T	1	4,1	14,14,15	0.36	0	17,19,21	0.45	0
4	NAG	T	2	4	14,14,15	0.37	0	17,19,21	0.39	0
4	NAG	U	1	4,1	14,14,15	0.23	0	17,19,21	0.39	0
4	NAG	U	2	4	14,14,15	0.21	0	17,19,21	0.44	0

In the following table, the Chirals column lists the number of chiral outliers, the number of chiral centers analysed, the number of these observed in the model and the number defined in the Chemical Component Dictionary. Similar counts are reported in the Torsion and Rings columns. '-' means no outliers of that kind were identified.

Mol	Type	Chain	Res	Link	Chirals	Torsions	Rings
4	NAG	F	1	4,1	-	2/6/23/26	0/1/1/1
4	NAG	F	2	4	-	0/6/23/26	0/1/1/1
4	NAG	G	1	4,1	-	0/6/23/26	0/1/1/1
4	NAG	G	2	4	-	2/6/23/26	0/1/1/1
4	NAG	I	1	4,1	-	0/6/23/26	0/1/1/1
4	NAG	I	2	4	-	2/6/23/26	0/1/1/1
4	NAG	J	1	4,1	-	0/6/23/26	0/1/1/1
4	NAG	J	2	4	-	2/6/23/26	0/1/1/1
4	NAG	K	1	4,1	-	0/6/23/26	0/1/1/1
4	NAG	K	2	4	-	2/6/23/26	0/1/1/1
4	NAG	M	1	4,1	-	2/6/23/26	0/1/1/1
4	NAG	M	2	4	-	2/6/23/26	0/1/1/1
4	NAG	N	1	4,1	-	1/6/23/26	0/1/1/1
4	NAG	N	2	4	-	2/6/23/26	0/1/1/1
4	NAG	O	1	4,1	-	2/6/23/26	0/1/1/1
4	NAG	O	2	4	-	2/6/23/26	0/1/1/1
4	NAG	P	1	4,1	-	2/6/23/26	0/1/1/1
4	NAG	P	2	4	-	2/6/23/26	0/1/1/1
4	NAG	Q	1	4,1	-	0/6/23/26	0/1/1/1
4	NAG	Q	2	4	-	2/6/23/26	0/1/1/1
4	NAG	R	1	4,1	-	0/6/23/26	0/1/1/1
4	NAG	R	2	4	-	2/6/23/26	0/1/1/1
4	NAG	S	1	4,1	-	1/6/23/26	0/1/1/1
4	NAG	S	2	4	-	2/6/23/26	0/1/1/1
4	NAG	T	1	4,1	-	3/6/23/26	0/1/1/1
4	NAG	T	2	4	-	2/6/23/26	0/1/1/1

Continued on next page...



*Continued from previous page...*

Mol	Type	Chain	Res	Link	Chirals	Torsions	Rings
4	NAG	U	1	4,1	-	2/6/23/26	0/1/1/1
4	NAG	U	2	4	-	2/6/23/26	0/1/1/1

There are no bond length outliers.

All (3) bond angle outliers are listed below:

Mol	Chain	Res	Type	Atoms	Z	Observed(°)	Ideal(°)
4	K	1	NAG	C1-O5-C5	3.74	117.19	112.19
4	Q	1	NAG	C1-O5-C5	2.22	115.16	112.19
4	G	1	NAG	C1-O5-C5	2.10	115.00	112.19

There are no chirality outliers.

All (41) torsion outliers are listed below:

Mol	Chain	Res	Type	Atoms
4	I	2	NAG	C4-C5-C6-O6
4	J	2	NAG	C4-C5-C6-O6
4	F	1	NAG	O5-C5-C6-O6
4	M	2	NAG	O5-C5-C6-O6
4	O	2	NAG	O5-C5-C6-O6
4	U	2	NAG	O5-C5-C6-O6
4	K	2	NAG	C4-C5-C6-O6
4	U	1	NAG	O5-C5-C6-O6
4	Q	2	NAG	O5-C5-C6-O6
4	R	2	NAG	C4-C5-C6-O6
4	I	2	NAG	O5-C5-C6-O6
4	O	1	NAG	C4-C5-C6-O6
4	O	1	NAG	O5-C5-C6-O6
4	R	2	NAG	O5-C5-C6-O6
4	J	2	NAG	O5-C5-C6-O6
4	P	1	NAG	O5-C5-C6-O6
4	N	2	NAG	C4-C5-C6-O6
4	S	2	NAG	O5-C5-C6-O6
4	F	1	NAG	C4-C5-C6-O6
4	O	2	NAG	C4-C5-C6-O6
4	P	1	NAG	C4-C5-C6-O6
4	U	2	NAG	C4-C5-C6-O6
4	G	2	NAG	O5-C5-C6-O6
4	U	1	NAG	C4-C5-C6-O6
4	T	1	NAG	C8-C7-N2-C2
4	T	1	NAG	O7-C7-N2-C2

*Continued on next page...*



*Continued from previous page...*

Mol	Chain	Res	Type	Atoms
4	M	2	NAG	C4-C5-C6-O6
4	G	2	NAG	C4-C5-C6-O6
4	K	2	NAG	O5-C5-C6-O6
4	N	2	NAG	O5-C5-C6-O6
4	Q	2	NAG	C4-C5-C6-O6
4	T	1	NAG	O5-C5-C6-O6
4	P	2	NAG	C4-C5-C6-O6
4	P	2	NAG	O5-C5-C6-O6
4	S	2	NAG	C4-C5-C6-O6
4	T	2	NAG	C4-C5-C6-O6
4	T	2	NAG	O5-C5-C6-O6
4	M	1	NAG	C4-C5-C6-O6
4	N	1	NAG	C4-C5-C6-O6
4	M	1	NAG	O5-C5-C6-O6
4	S	1	NAG	C4-C5-C6-O6

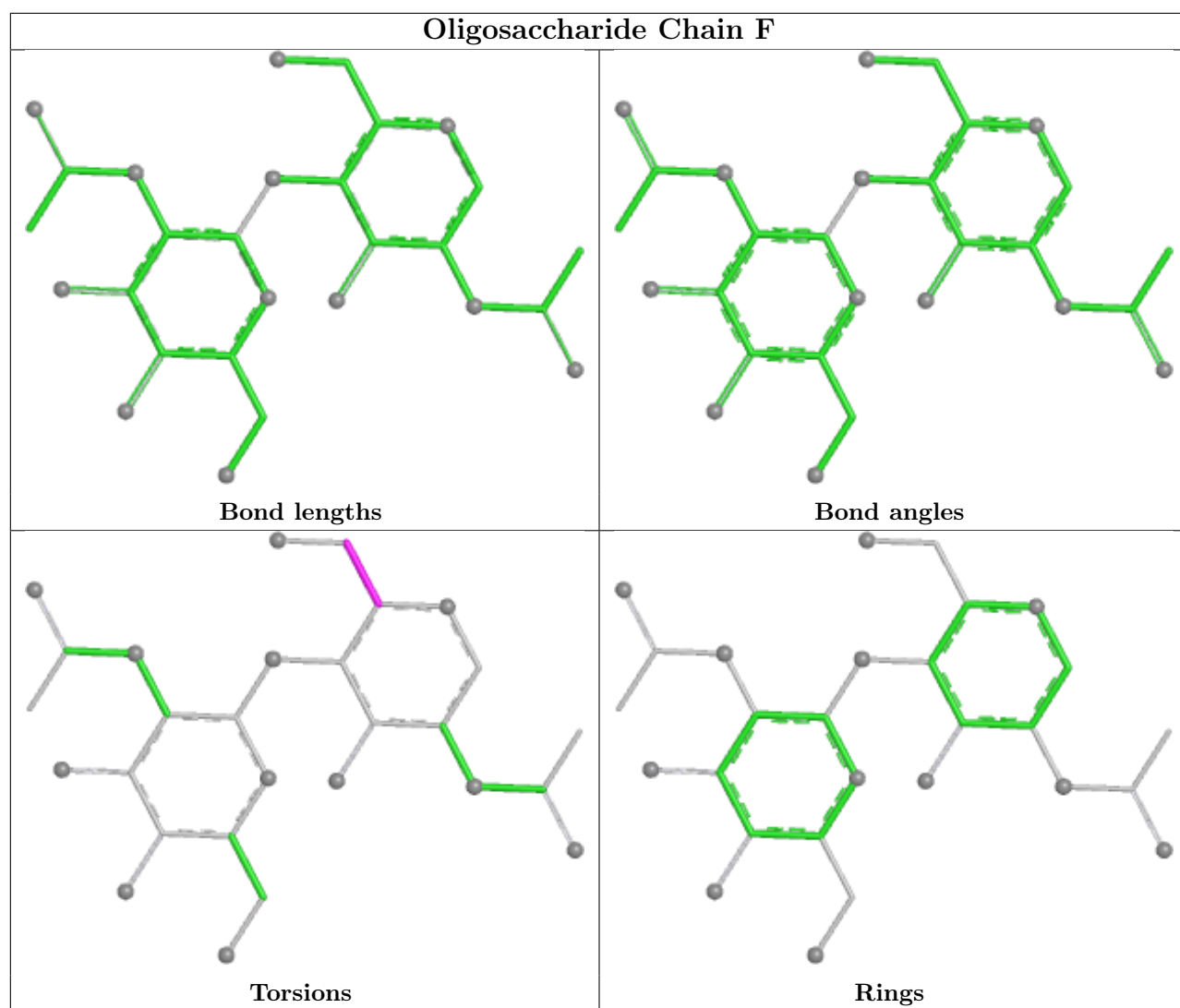
There are no ring outliers.

4 monomers are involved in 3 short contacts:

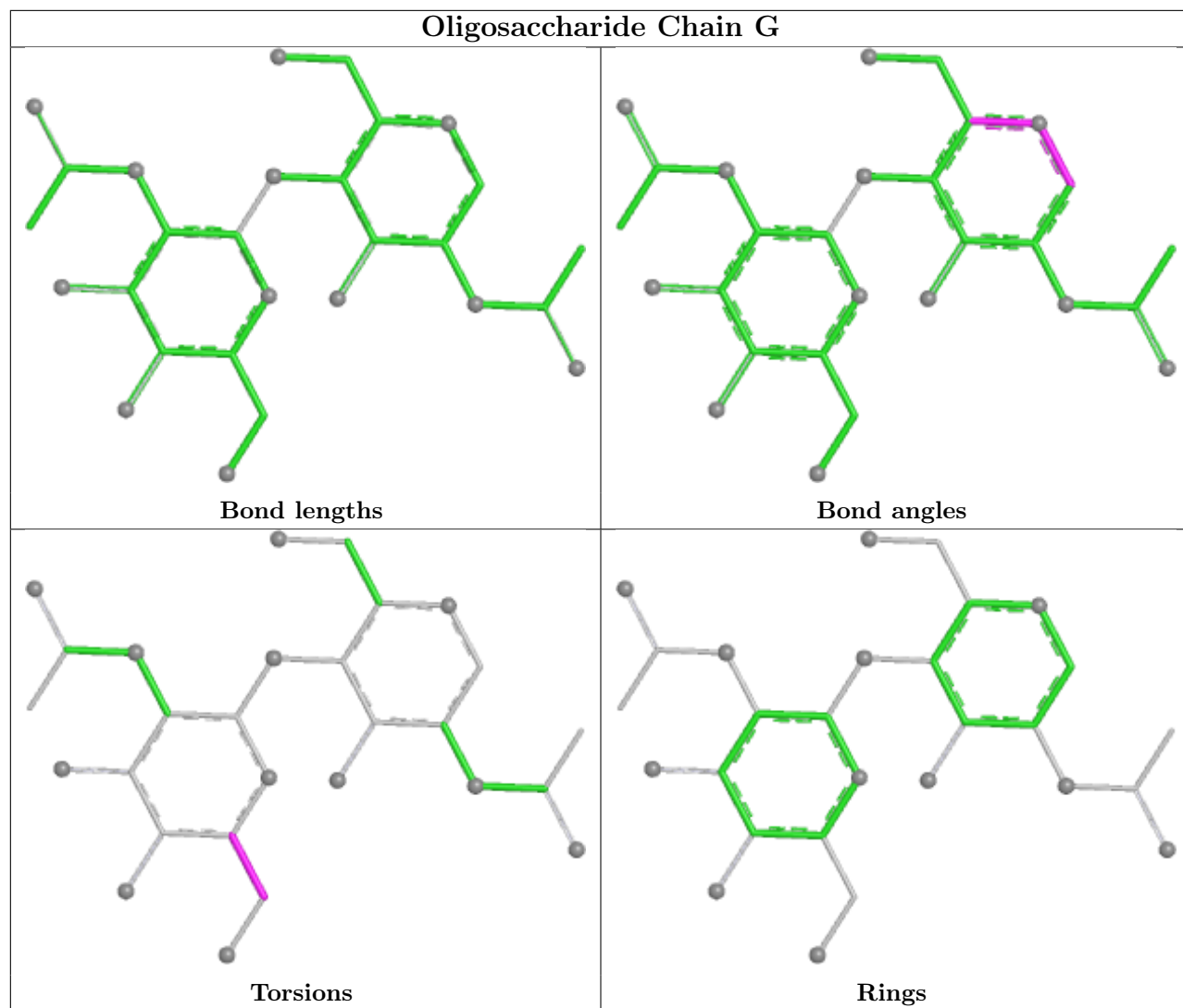
Mol	Chain	Res	Type	Clashes	Symm-Clashes
4	F	1	NAG	2	0
4	G	1	NAG	1	0
4	G	2	NAG	1	0
4	F	2	NAG	2	0

The following is a two-dimensional graphical depiction of Mogul quality analysis of bond lengths, bond angles, torsion angles, and ring geometry for oligosaccharide.

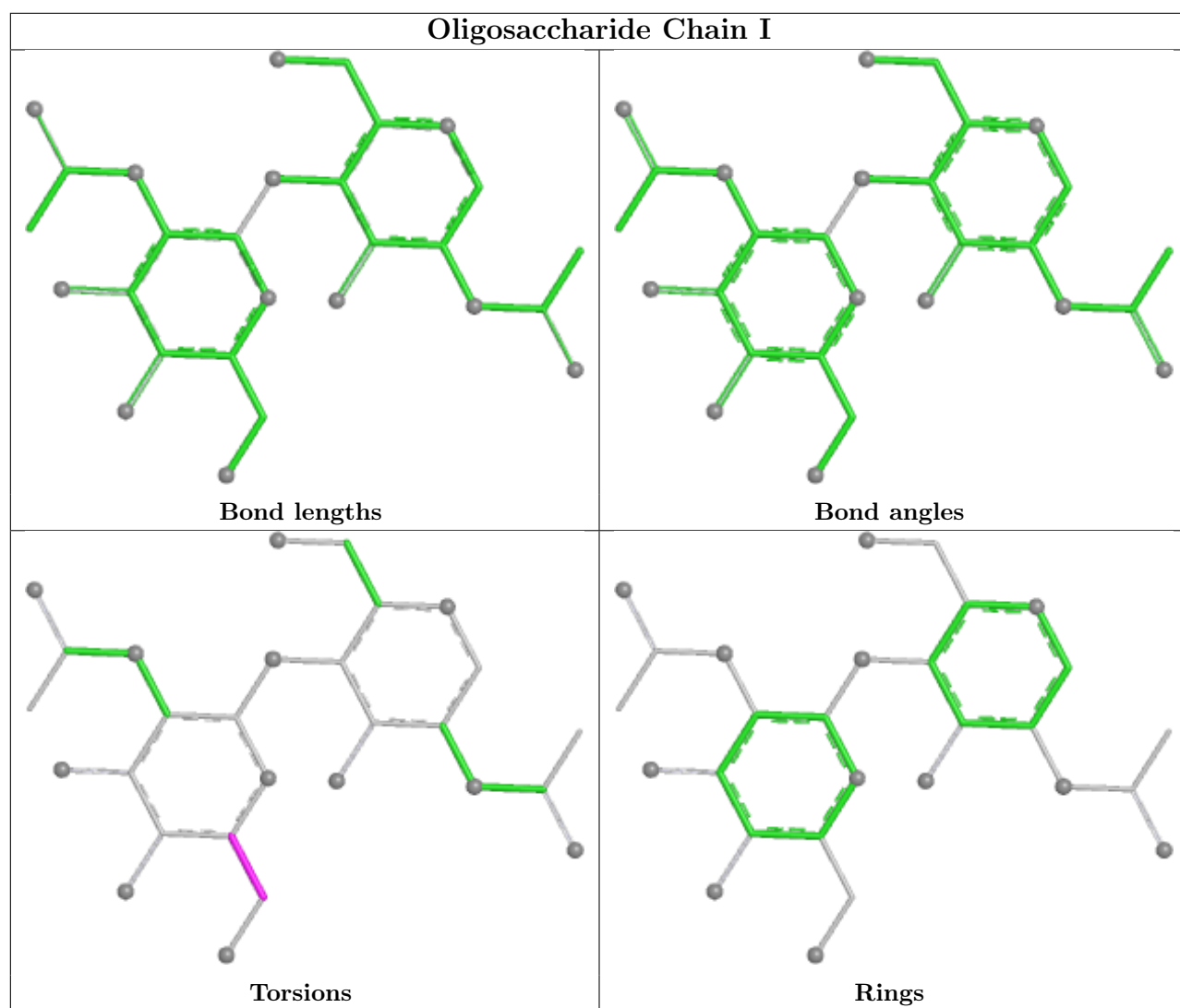




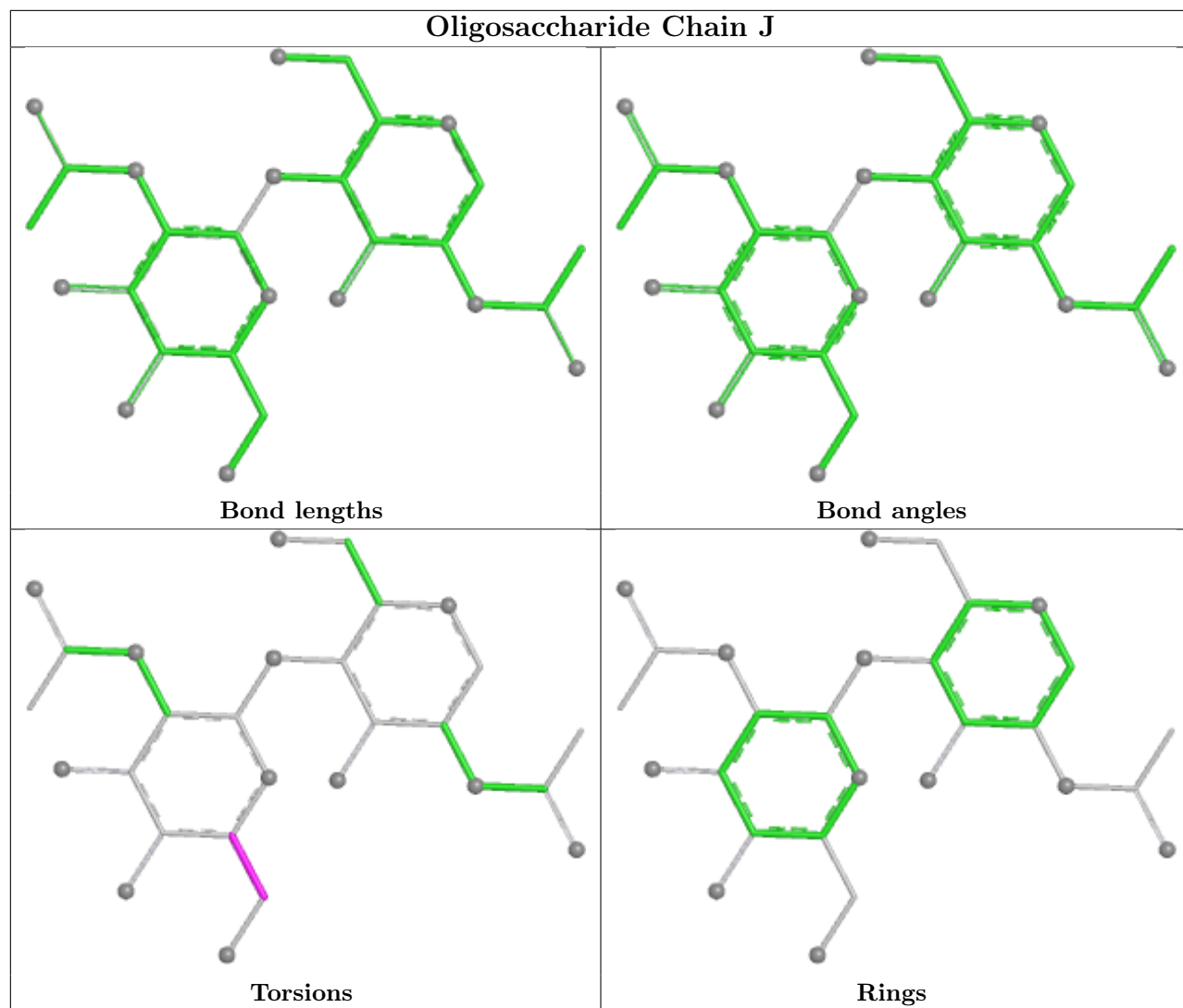




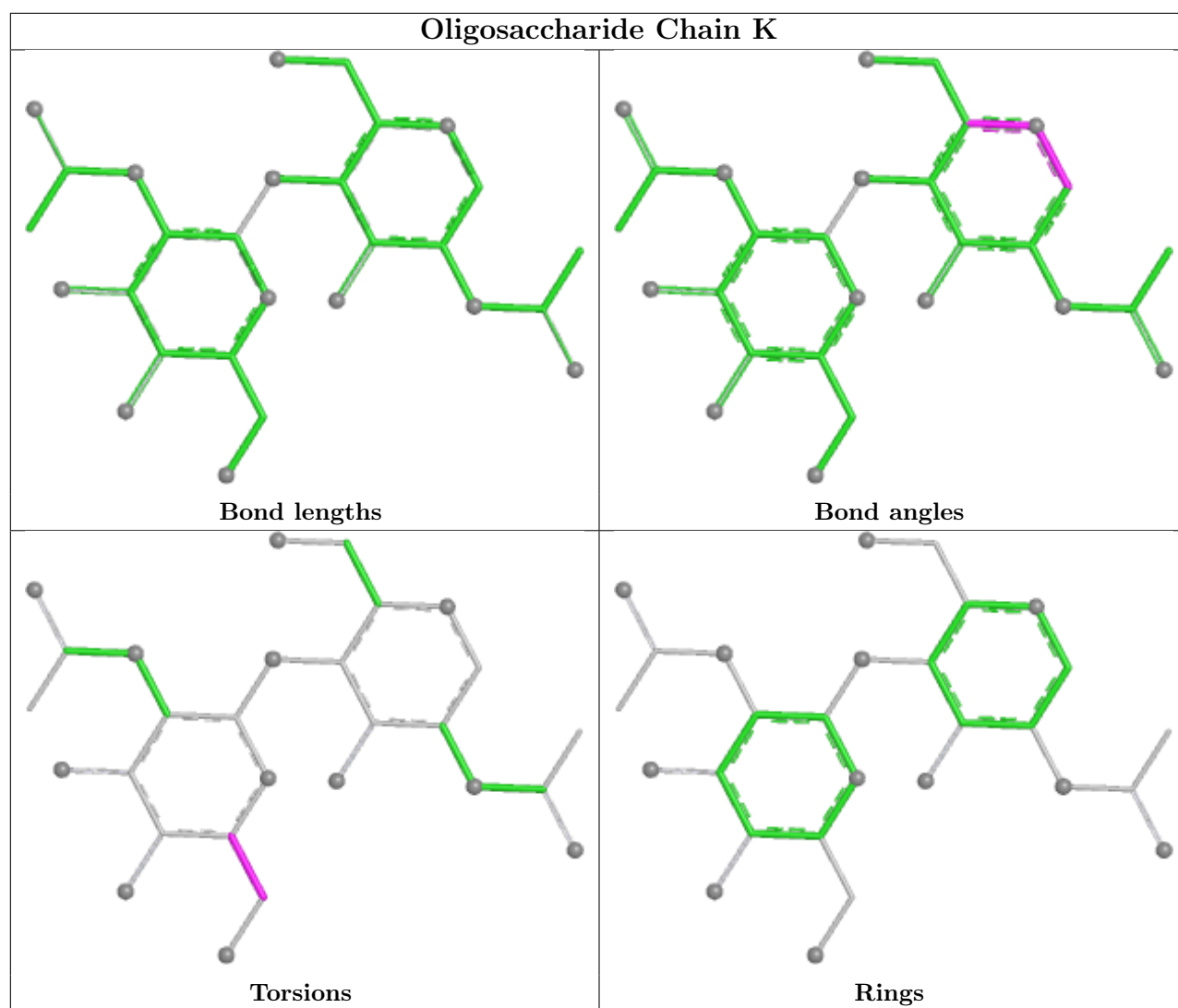




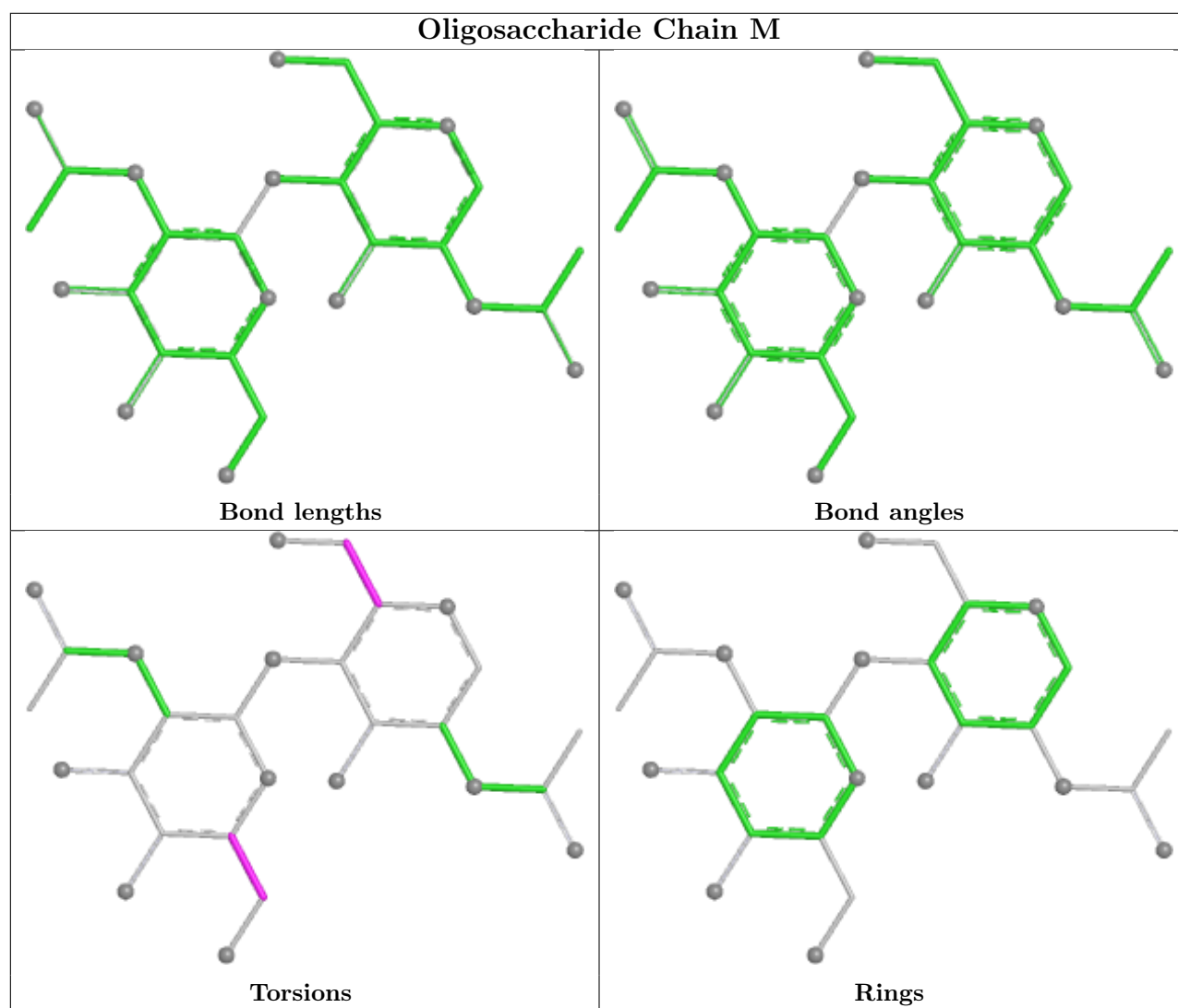




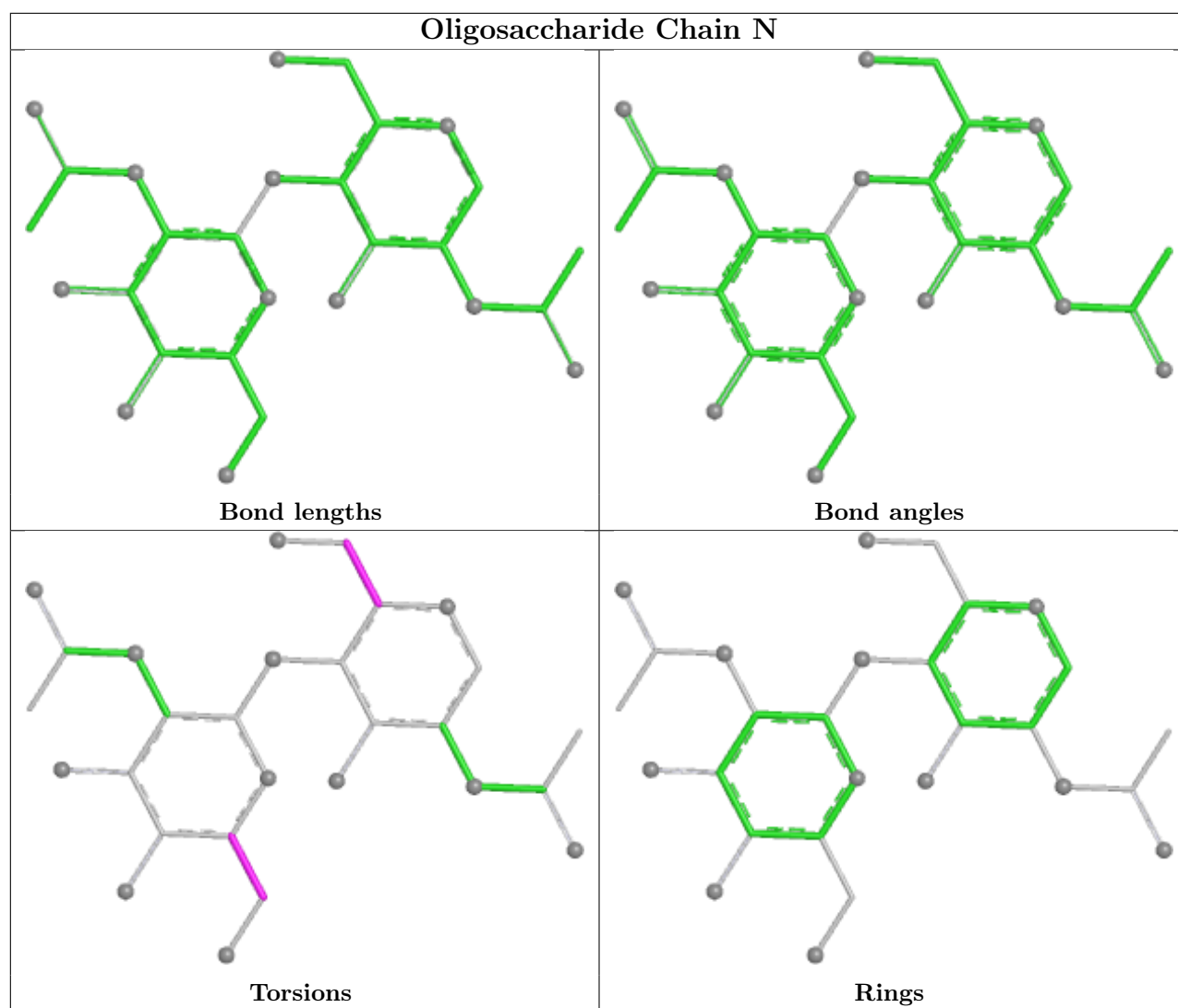




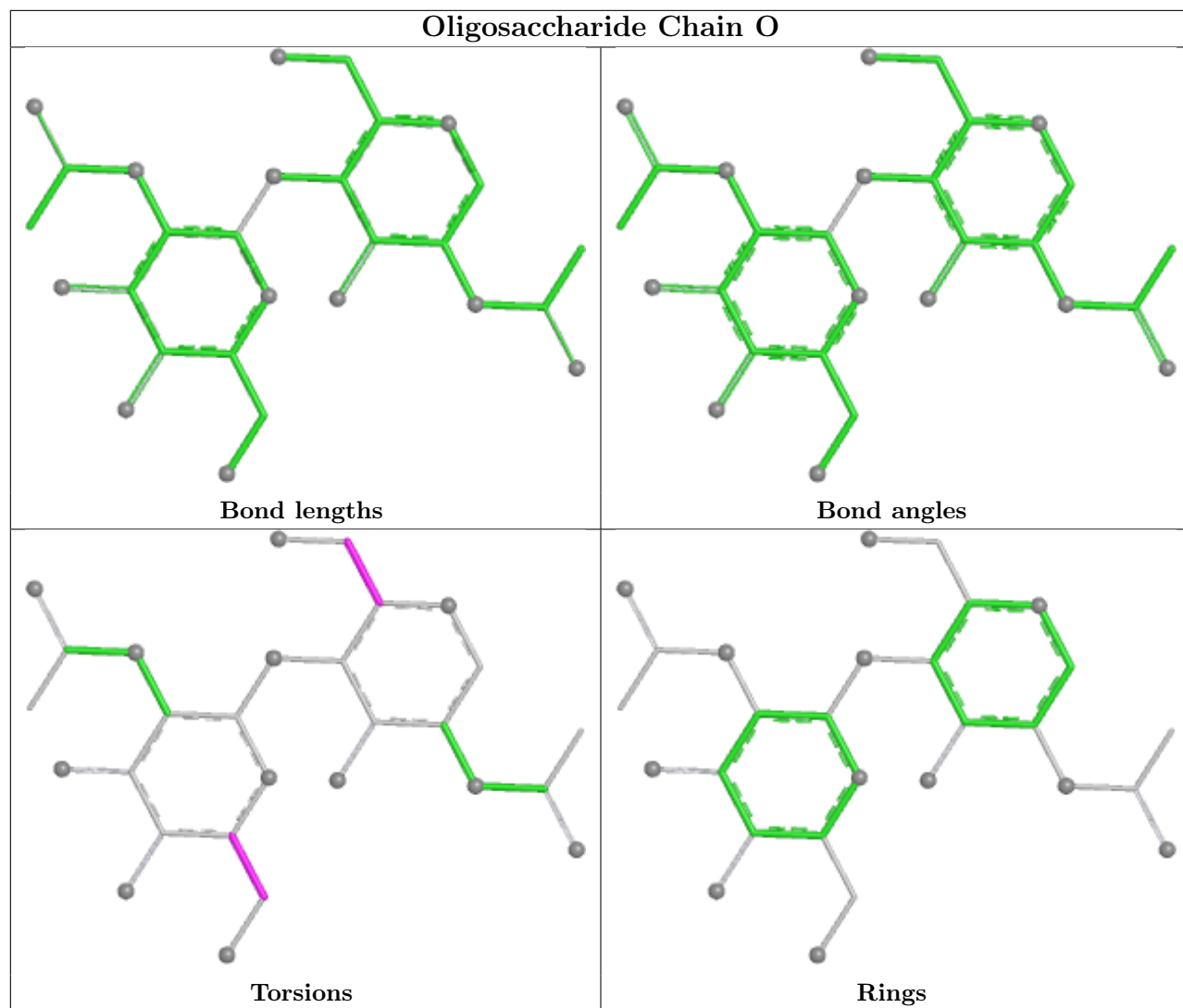




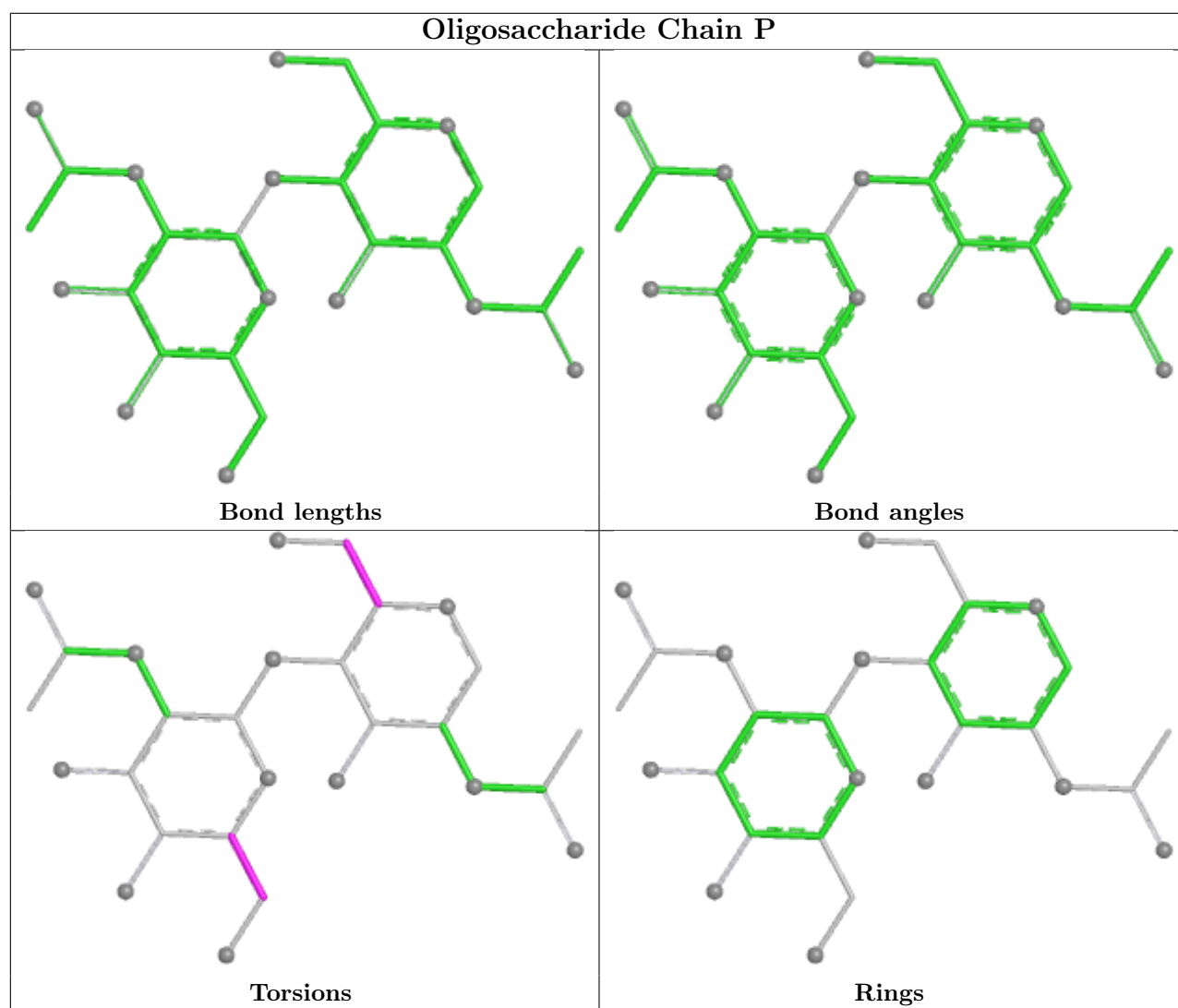




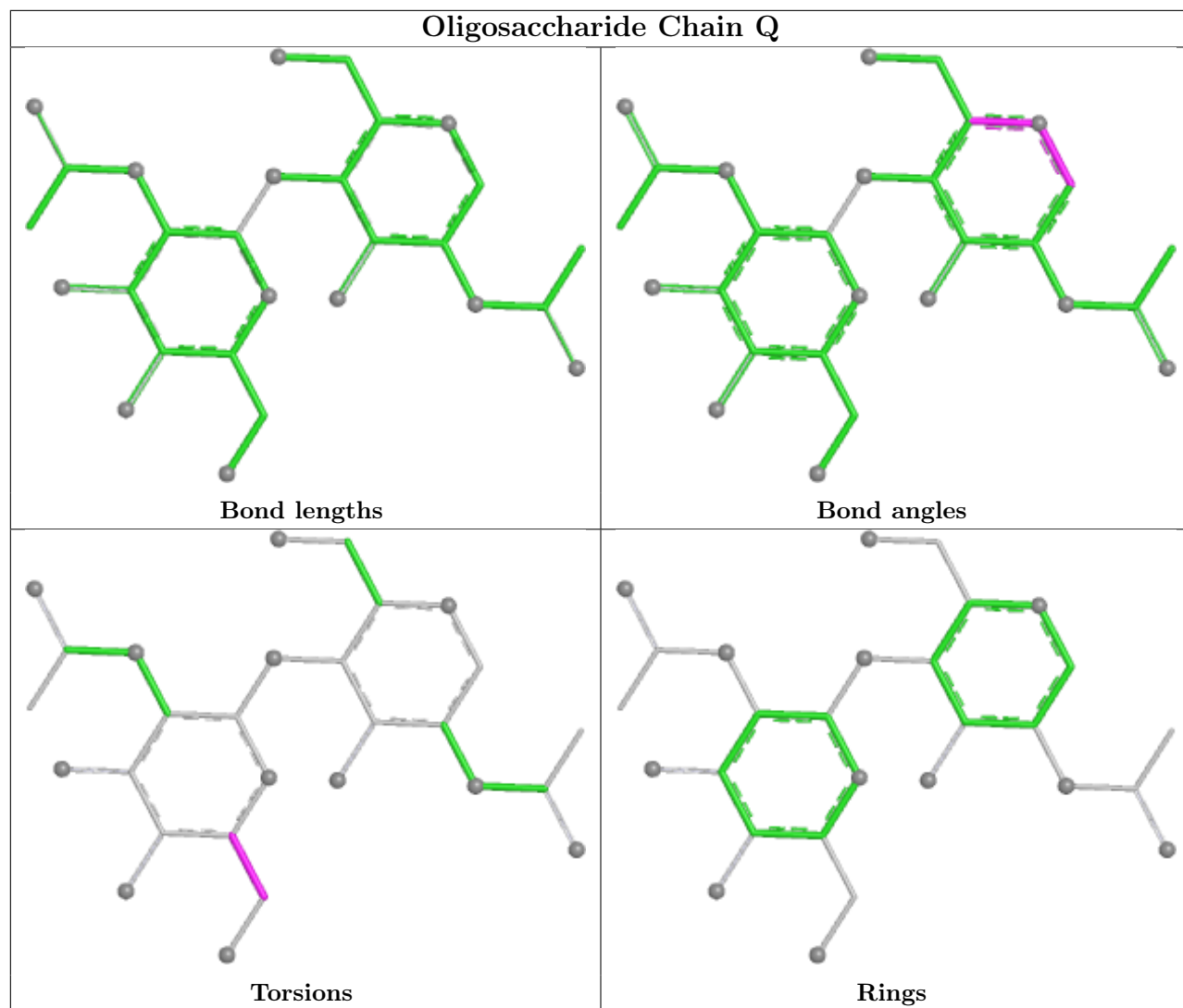




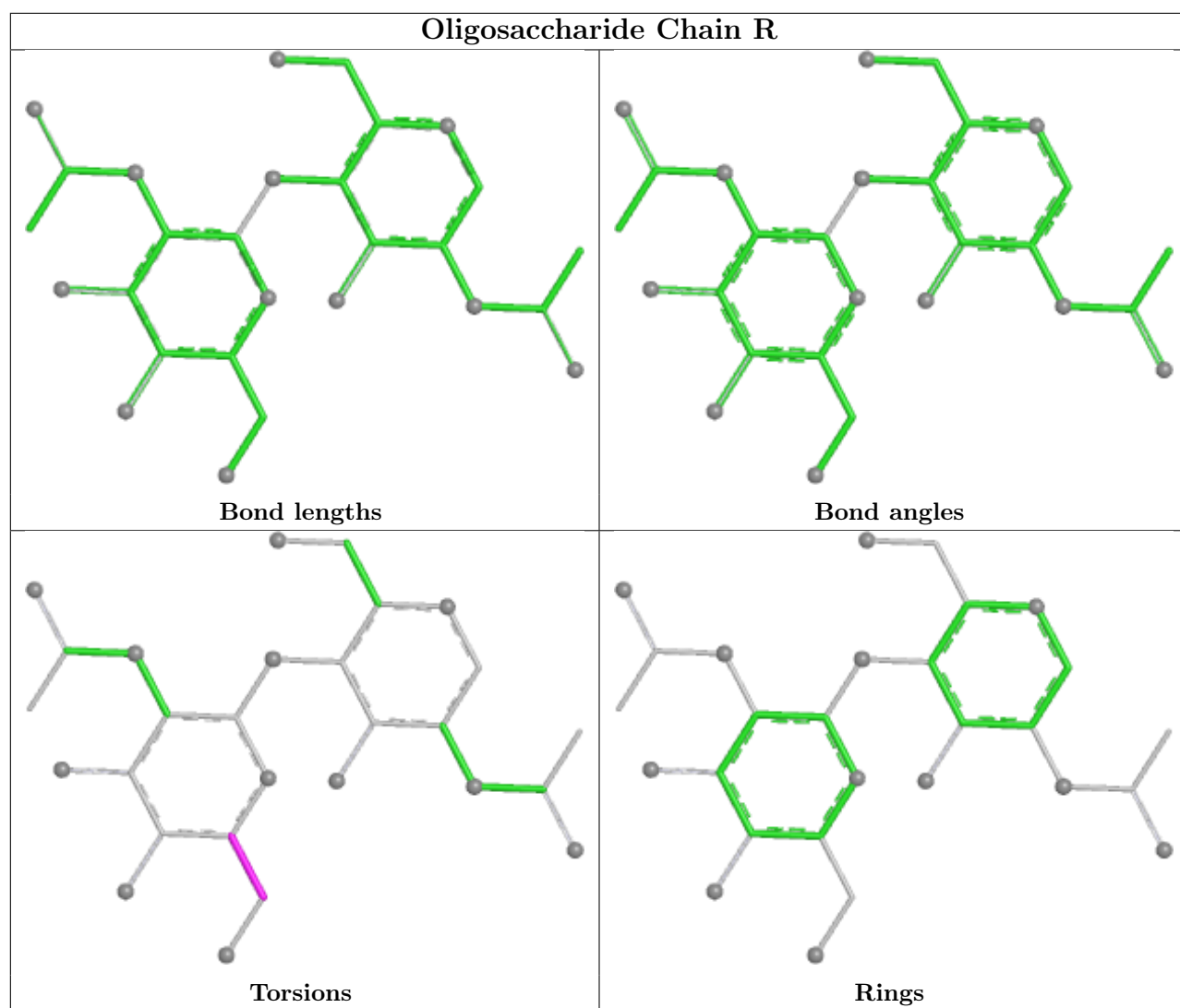




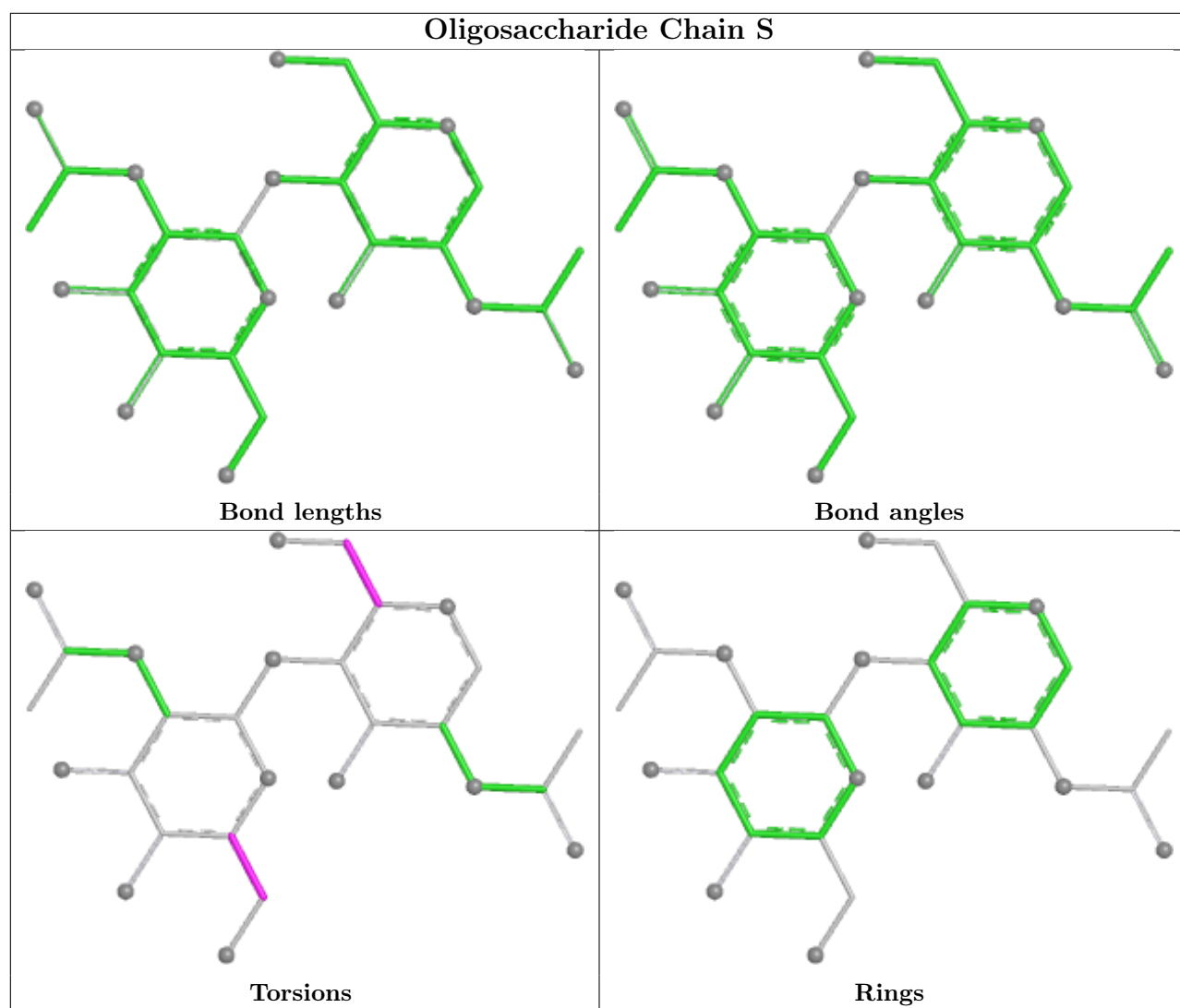




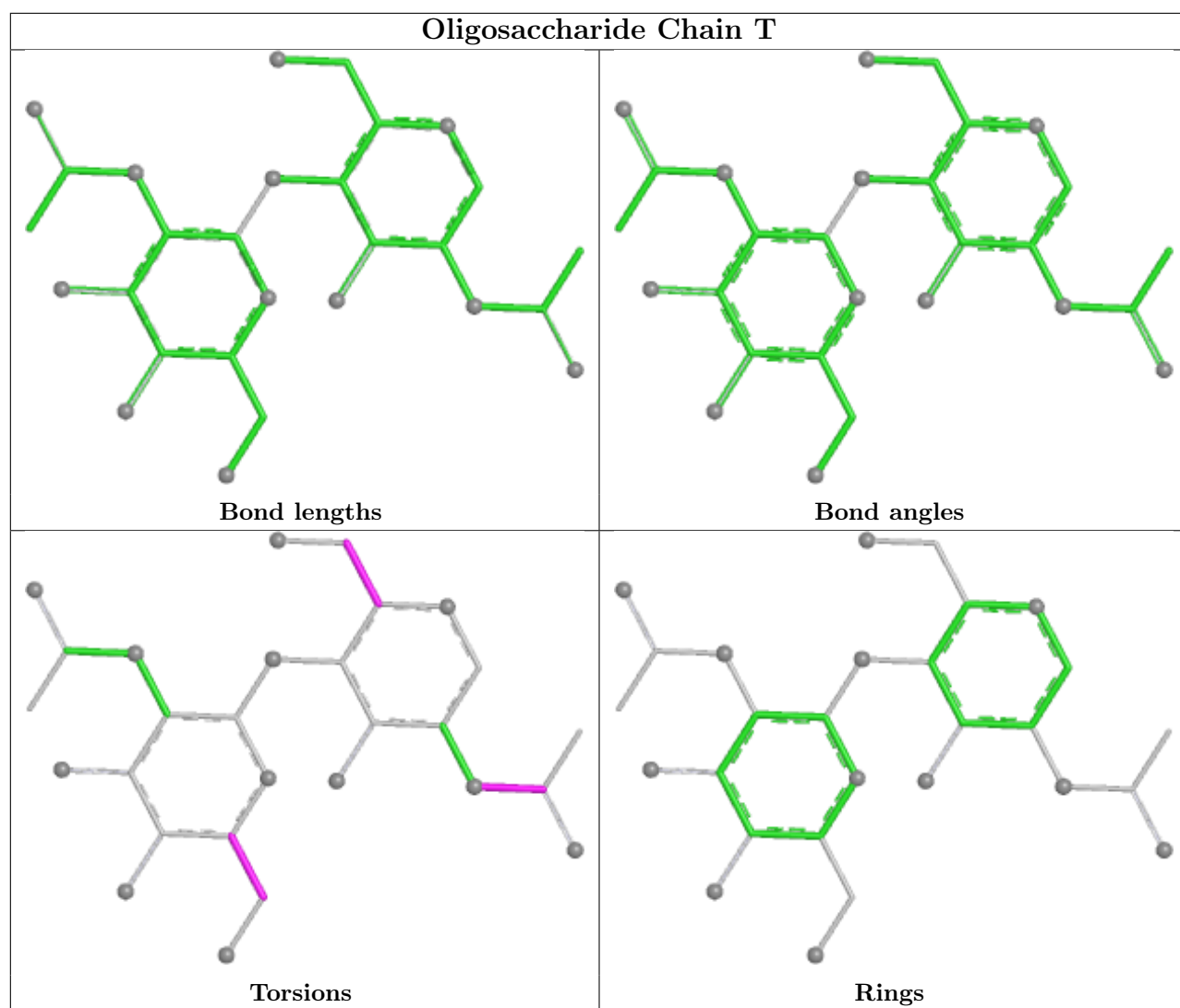




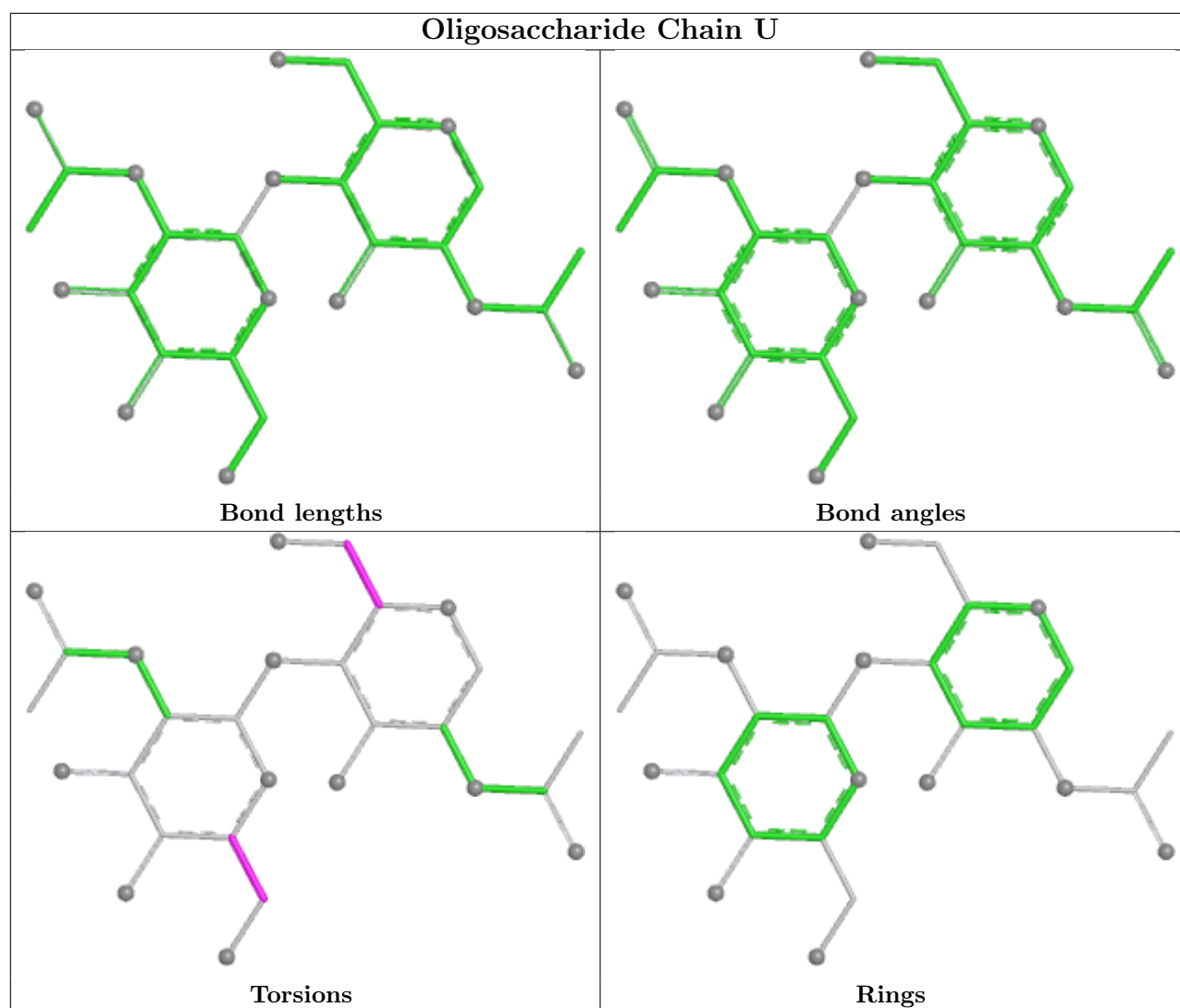












## 5.6 Ligand geometry [i](#)

28 ligands are modelled in this entry.

In the following table, the Counts columns list the number of bonds (or angles) for which Mogul statistics could be retrieved, the number of bonds (or angles) that are observed in the model and the number of bonds (or angles) that are defined in the Chemical Component Dictionary. The Link column lists molecule types, if any, to which the group is linked. The Z score for a bond length (or angle) is the number of standard deviations the observed value is removed from the expected value. A bond length (or angle) with  $|Z| > 2$  is considered an outlier worth inspection. RMSZ is the root-mean-square of all Z scores of the bond lengths (or angles).

Mol	Type	Chain	Res	Link	Bond lengths			Bond angles		
					Counts	RMSZ	$\# Z  > 2$	Counts	RMSZ	$\# Z  > 2$
5	NAG	A	1308	1	14,14,15	0.26	0	17,19,21	0.45	0
5	NAG	B	1305	1	14,14,15	0.24	0	17,19,21	0.51	0
5	NAG	A	1302	1	14,14,15	0.29	0	17,19,21	0.60	0



Mol	Type	Chain	Res	Link	Bond lengths			Bond angles		
					Counts	RMSZ	# Z  > 2	Counts	RMSZ	# Z  > 2
5	NAG	A	1301	1	14,14,15	0.26	0	17,19,21	0.44	0
5	NAG	B	1303	1	14,14,15	0.58	0	17,19,21	0.93	1 (5%)
5	NAG	C	1304	1	14,14,15	1.03	2 (14%)	17,19,21	1.04	1 (5%)
5	NAG	B	1301	1	14,14,15	0.29	0	17,19,21	0.52	0
5	NAG	B	1304	1	14,14,15	0.49	0	17,19,21	0.47	0
5	NAG	C	1308	1	14,14,15	0.25	0	17,19,21	0.67	0
5	NAG	C	1301	1	14,14,15	0.24	0	17,19,21	0.56	0
5	NAG	B	1302	1	14,14,15	0.35	0	17,19,21	0.46	0
5	NAG	C	1303	1	14,14,15	0.83	1 (7%)	17,19,21	0.86	1 (5%)
5	NAG	B	1306	1	14,14,15	0.19	0	17,19,21	0.41	0
5	NAG	A	1309	1	14,14,15	0.23	0	17,19,21	0.45	0
5	NAG	A	1306	1	14,14,15	0.51	0	17,19,21	0.71	1 (5%)
5	NAG	B	1308	1	14,14,15	1.11	2 (14%)	17,19,21	1.16	1 (5%)
5	NAG	A	1303	1	14,14,15	0.25	0	17,19,21	0.52	0
5	NAG	C	1309	1	14,14,15	0.25	0	17,19,21	0.50	0
5	NAG	B	1309	1	14,14,15	0.23	0	17,19,21	0.49	0
5	NAG	C	1305	1	14,14,15	0.23	0	17,19,21	0.63	1 (5%)
5	NAG	A	1304	-	14,14,15	0.21	0	17,19,21	0.44	0
5	NAG	C	1307	1	14,14,15	0.21	0	17,19,21	0.36	0
5	NAG	A	1307	1	14,14,15	0.29	0	17,19,21	0.59	0
5	NAG	C	1306	1	14,14,15	0.21	0	17,19,21	0.43	0
5	NAG	A	1305	1	14,14,15	0.26	0	17,19,21	0.38	0
5	NAG	A	1310	-	14,14,15	0.25	0	17,19,21	0.55	0
5	NAG	B	1307	1	14,14,15	0.25	0	17,19,21	0.75	1 (5%)
5	NAG	C	1302	1	14,14,15	0.36	0	17,19,21	0.62	0

In the following table, the Chirals column lists the number of chiral outliers, the number of chiral centers analysed, the number of these observed in the model and the number defined in the Chemical Component Dictionary. Similar counts are reported in the Torsion and Rings columns. '-' means no outliers of that kind were identified.

Mol	Type	Chain	Res	Link	Chirals	Torsions	Rings
5	NAG	A	1308	1	-	2/6/23/26	0/1/1/1
5	NAG	B	1305	1	-	2/6/23/26	0/1/1/1
5	NAG	A	1302	1	-	2/6/23/26	0/1/1/1
5	NAG	A	1301	1	-	0/6/23/26	0/1/1/1
5	NAG	B	1303	1	-	2/6/23/26	0/1/1/1
5	NAG	C	1304	1	-	1/6/23/26	0/1/1/1
5	NAG	B	1301	1	-	0/6/23/26	0/1/1/1
5	NAG	B	1304	1	-	2/6/23/26	0/1/1/1

*Continued on next page...*



*Continued from previous page...*

Mol	Type	Chain	Res	Link	Chirals	Torsions	Rings
5	NAG	C	1308	1	-	3/6/23/26	0/1/1/1
5	NAG	C	1301	1	-	0/6/23/26	0/1/1/1
5	NAG	B	1302	1	-	0/6/23/26	0/1/1/1
5	NAG	C	1303	1	-	1/6/23/26	0/1/1/1
5	NAG	B	1306	1	-	2/6/23/26	0/1/1/1
5	NAG	A	1309	1	-	4/6/23/26	0/1/1/1
5	NAG	A	1306	1	-	4/6/23/26	0/1/1/1
5	NAG	B	1308	1	-	4/6/23/26	0/1/1/1
5	NAG	A	1303	1	-	2/6/23/26	0/1/1/1
5	NAG	C	1309	1	-	2/6/23/26	0/1/1/1
5	NAG	B	1309	1	-	2/6/23/26	0/1/1/1
5	NAG	C	1305	1	-	2/6/23/26	0/1/1/1
5	NAG	A	1304	-	-	4/6/23/26	0/1/1/1
5	NAG	C	1307	1	-	2/6/23/26	0/1/1/1
5	NAG	A	1307	1	-	2/6/23/26	0/1/1/1
5	NAG	C	1306	1	-	2/6/23/26	0/1/1/1
5	NAG	A	1305	1	-	2/6/23/26	0/1/1/1
5	NAG	A	1310	-	-	3/6/23/26	0/1/1/1
5	NAG	B	1307	1	-	2/6/23/26	0/1/1/1
5	NAG	C	1302	1	-	2/6/23/26	0/1/1/1

All (5) bond length outliers are listed below:

Mol	Chain	Res	Type	Atoms	Z	Observed(Å)	Ideal(Å)
5	B	1308	NAG	O5-C1	3.48	1.49	1.43
5	C	1304	NAG	O5-C1	3.19	1.49	1.43
5	C	1303	NAG	O5-C1	2.47	1.47	1.43
5	B	1308	NAG	C1-C2	2.15	1.55	1.52
5	C	1304	NAG	C1-C2	2.03	1.55	1.52

All (7) bond angle outliers are listed below:

Mol	Chain	Res	Type	Atoms	Z	Observed(°)	Ideal(°)
5	B	1308	NAG	C1-O5-C5	4.40	118.08	112.19
5	C	1304	NAG	C1-O5-C5	3.98	117.52	112.19
5	B	1303	NAG	C1-O5-C5	3.50	116.88	112.19
5	C	1303	NAG	C1-O5-C5	3.05	116.27	112.19
5	B	1307	NAG	C1-O5-C5	2.63	115.72	112.19

*Continued on next page...*



*Continued from previous page...*

Mol	Chain	Res	Type	Atoms	Z	Observed(°)	Ideal(°)
5	A	1306	NAG	C1-O5-C5	2.48	115.50	112.19
5	C	1305	NAG	C1-O5-C5	2.17	115.10	112.19

There are no chirality outliers.

All (56) torsion outliers are listed below:

Mol	Chain	Res	Type	Atoms
5	C	1308	NAG	C1-C2-N2-C7
5	A	1305	NAG	C4-C5-C6-O6
5	C	1302	NAG	C4-C5-C6-O6
5	A	1305	NAG	O5-C5-C6-O6
5	A	1307	NAG	C4-C5-C6-O6
5	A	1306	NAG	O5-C5-C6-O6
5	A	1302	NAG	O5-C5-C6-O6
5	B	1306	NAG	O5-C5-C6-O6
5	C	1302	NAG	O5-C5-C6-O6
5	B	1308	NAG	C4-C5-C6-O6
5	A	1308	NAG	O5-C5-C6-O6
5	B	1303	NAG	C4-C5-C6-O6
5	C	1305	NAG	O5-C5-C6-O6
5	C	1307	NAG	O5-C5-C6-O6
5	A	1306	NAG	C4-C5-C6-O6
5	B	1305	NAG	O5-C5-C6-O6
5	A	1307	NAG	O5-C5-C6-O6
5	A	1309	NAG	C4-C5-C6-O6
5	B	1303	NAG	O5-C5-C6-O6
5	B	1304	NAG	C4-C5-C6-O6
5	B	1308	NAG	O5-C5-C6-O6
5	A	1303	NAG	C4-C5-C6-O6
5	A	1308	NAG	C4-C5-C6-O6
5	C	1305	NAG	C4-C5-C6-O6
5	A	1302	NAG	C4-C5-C6-O6
5	B	1306	NAG	C4-C5-C6-O6
5	B	1304	NAG	O5-C5-C6-O6
5	C	1309	NAG	O5-C5-C6-O6
5	C	1307	NAG	C4-C5-C6-O6
5	A	1304	NAG	C8-C7-N2-C2
5	A	1304	NAG	O7-C7-N2-C2
5	A	1306	NAG	C8-C7-N2-C2
5	A	1306	NAG	O7-C7-N2-C2
5	A	1309	NAG	C8-C7-N2-C2
5	A	1309	NAG	O7-C7-N2-C2

*Continued on next page...*



*Continued from previous page...*

Mol	Chain	Res	Type	Atoms
5	B	1305	NAG	C4-C5-C6-O6
5	A	1304	NAG	C4-C5-C6-O6
5	C	1309	NAG	C4-C5-C6-O6
5	A	1309	NAG	O5-C5-C6-O6
5	B	1307	NAG	O5-C5-C6-O6
5	C	1306	NAG	C4-C5-C6-O6
5	A	1303	NAG	O5-C5-C6-O6
5	C	1308	NAG	O5-C5-C6-O6
5	A	1304	NAG	O5-C5-C6-O6
5	A	1310	NAG	O5-C5-C6-O6
5	C	1306	NAG	O5-C5-C6-O6
5	C	1304	NAG	O5-C5-C6-O6
5	C	1303	NAG	O5-C5-C6-O6
5	A	1310	NAG	C1-C2-N2-C7
5	A	1310	NAG	C3-C2-N2-C7
5	B	1308	NAG	C3-C2-N2-C7
5	B	1309	NAG	C4-C5-C6-O6
5	B	1307	NAG	C4-C5-C6-O6
5	B	1308	NAG	C1-C2-N2-C7
5	C	1308	NAG	C3-C2-N2-C7
5	B	1309	NAG	O5-C5-C6-O6

There are no ring outliers.

4 monomers are involved in 5 short contacts:

Mol	Chain	Res	Type	Clashes	Symm-Clashes
5	C	1304	NAG	1	0
5	A	1306	NAG	2	0
5	B	1308	NAG	1	0
5	C	1302	NAG	1	0

## 5.7 Other polymers [i](#)

There are no such residues in this entry.

## 5.8 Polymer linkage issues [i](#)

There are no chain breaks in this entry.



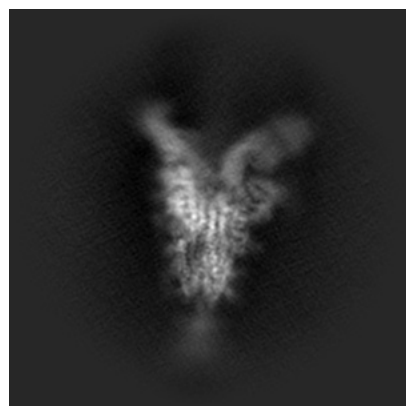
## 6 Map visualisation [i](#)

This section contains visualisations of the EMDB entry EMD-25807. These allow visual inspection of the internal detail of the map and identification of artifacts.

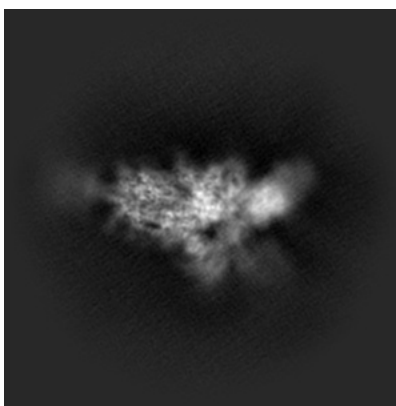
Images derived from a raw map, generated by summing the deposited half-maps, are presented below the corresponding image components of the primary map to allow further visual inspection and comparison with those of the primary map.

### 6.1 Orthogonal projections [i](#)

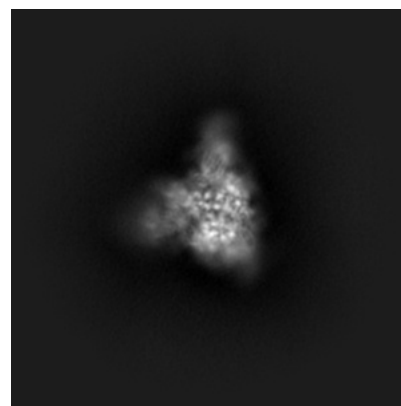
#### 6.1.1 Primary map



X

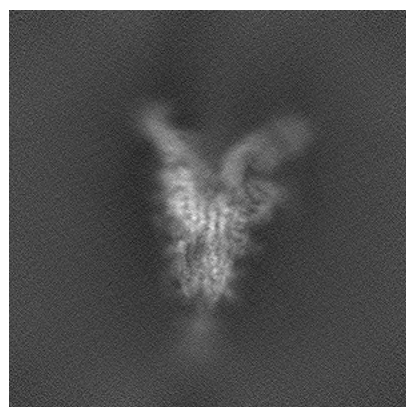


Y

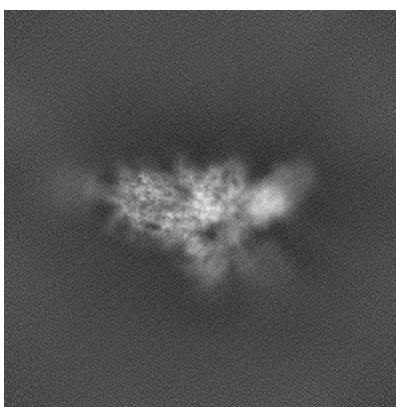


Z

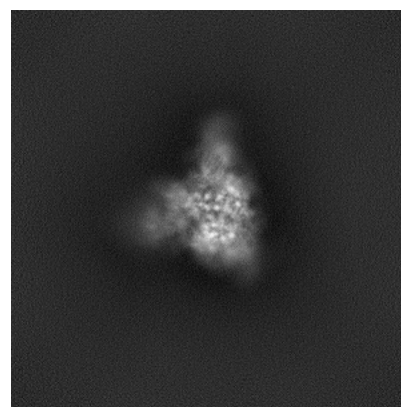
#### 6.1.2 Raw map



X



Y



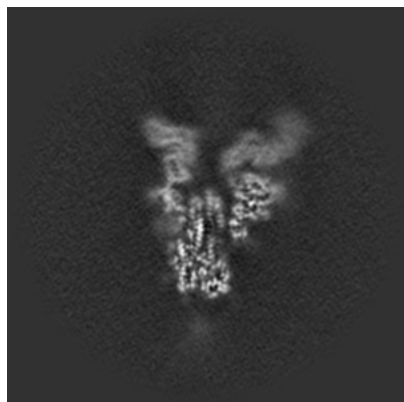
Z

The images above show the map projected in three orthogonal directions.

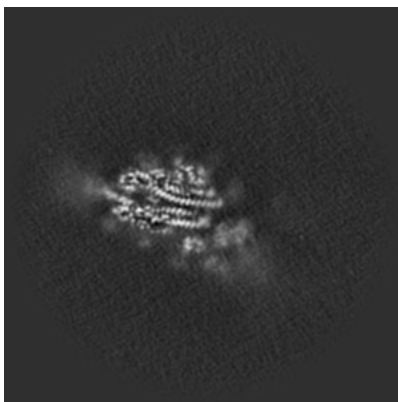


## 6.2 Central slices [i](#)

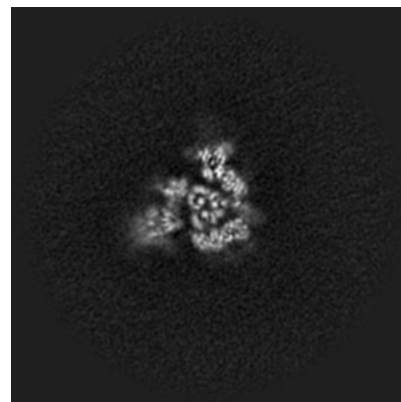
### 6.2.1 Primary map



X Index: 250



Y Index: 250

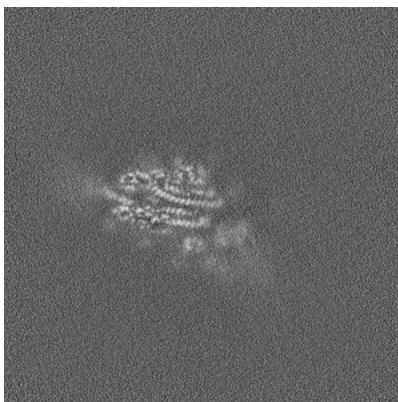


Z Index: 250

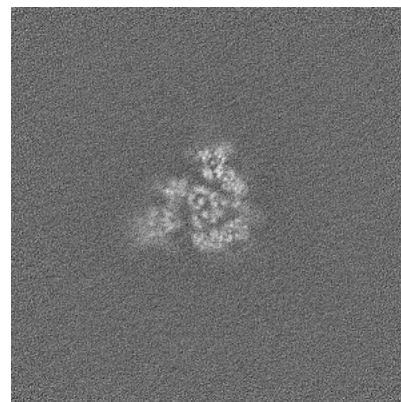
### 6.2.2 Raw map



X Index: 250



Y Index: 250



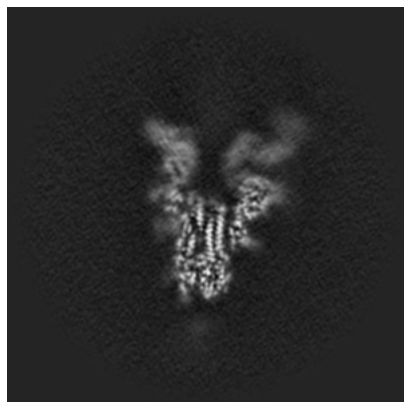
Z Index: 250

The images above show central slices of the map in three orthogonal directions.




## 6.3 Largest variance slices [i](#)

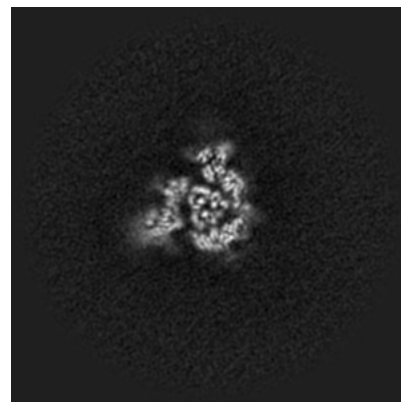
### 6.3.1 Primary map



X Index: 245




Y Index: 253




Z Index: 248


### 6.3.2 Raw map



X Index: 0



Y Index: 0



Z Index: 499

The images above show the largest variance slices of the map in three orthogonal directions.

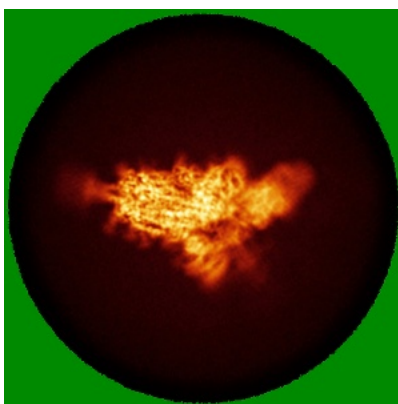


## 6.4 Orthogonal standard-deviation projections (False-color) [i](#)

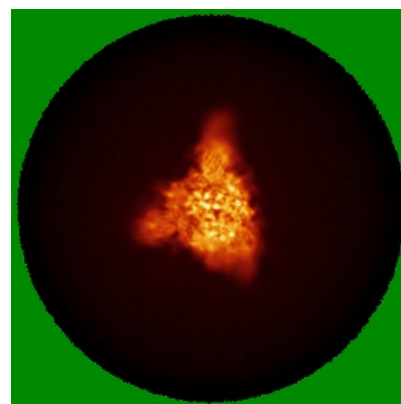
### 6.4.1 Primary map



X



Y

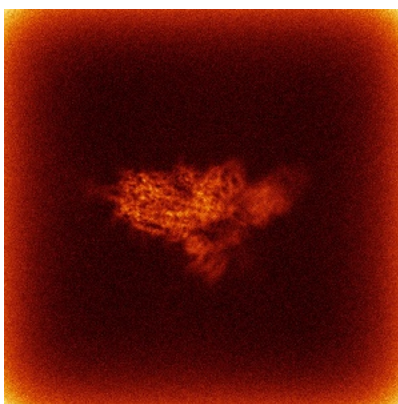


Z

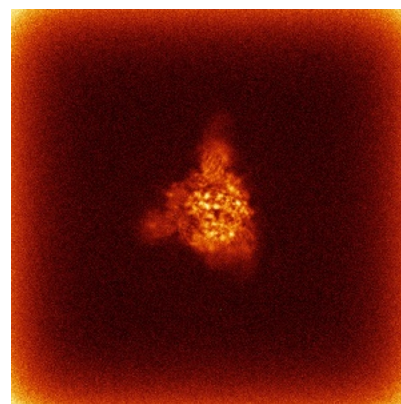
### 6.4.2 Raw map



X



Y




Z

The images above show the map standard deviation projections with false color in three orthogonal directions. Minimum values are shown in green, max in blue, and dark to light orange shades represent small to large values respectively.




## 6.5 Orthogonal surface views [i](#)

### 6.5.1 Primary map



The images above show the 3D surface view of the map at the recommended contour level 0.155. These images, in conjunction with the slice images, may facilitate assessment of whether an appropriate contour level has been provided.

### 6.5.2 Raw map



These images show the 3D surface of the raw map. The raw map's contour level was selected so that its surface encloses the same volume as the primary map does at its recommended contour level.



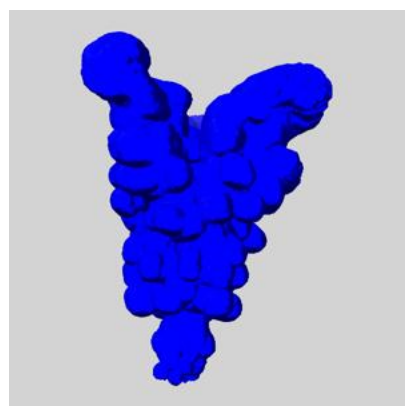
## 6.6 Mask visualisation [i](#)

This section shows the 3D surface view of the primary map at 50% transparency overlaid with the specified mask at 0% transparency


A mask typically either:

- Encompasses the whole structure
- Separates out a domain, a functional unit, a monomer or an area of interest from a larger structure

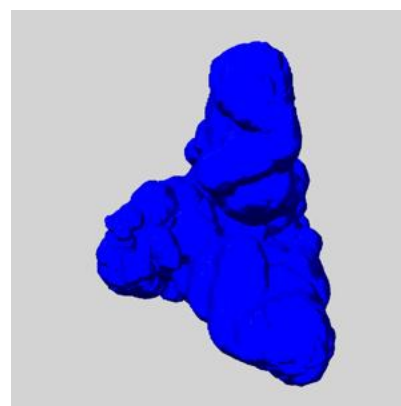
### 6.6.1 emd\_25807\_msk\_1.map [i](#)



X



Y



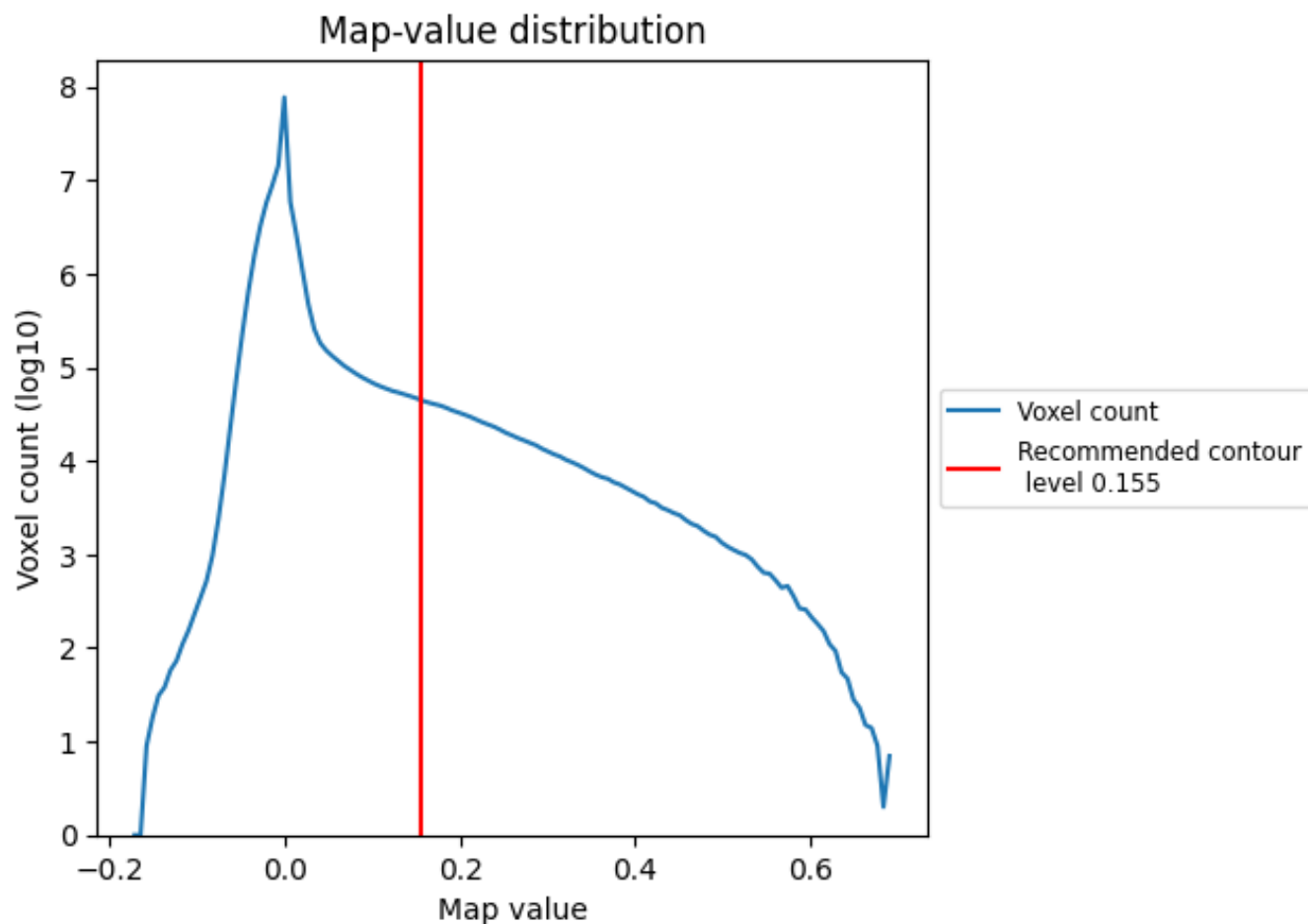
Z



## 7 Map analysis [i](#)

This section contains the results of statistical analysis of the map.

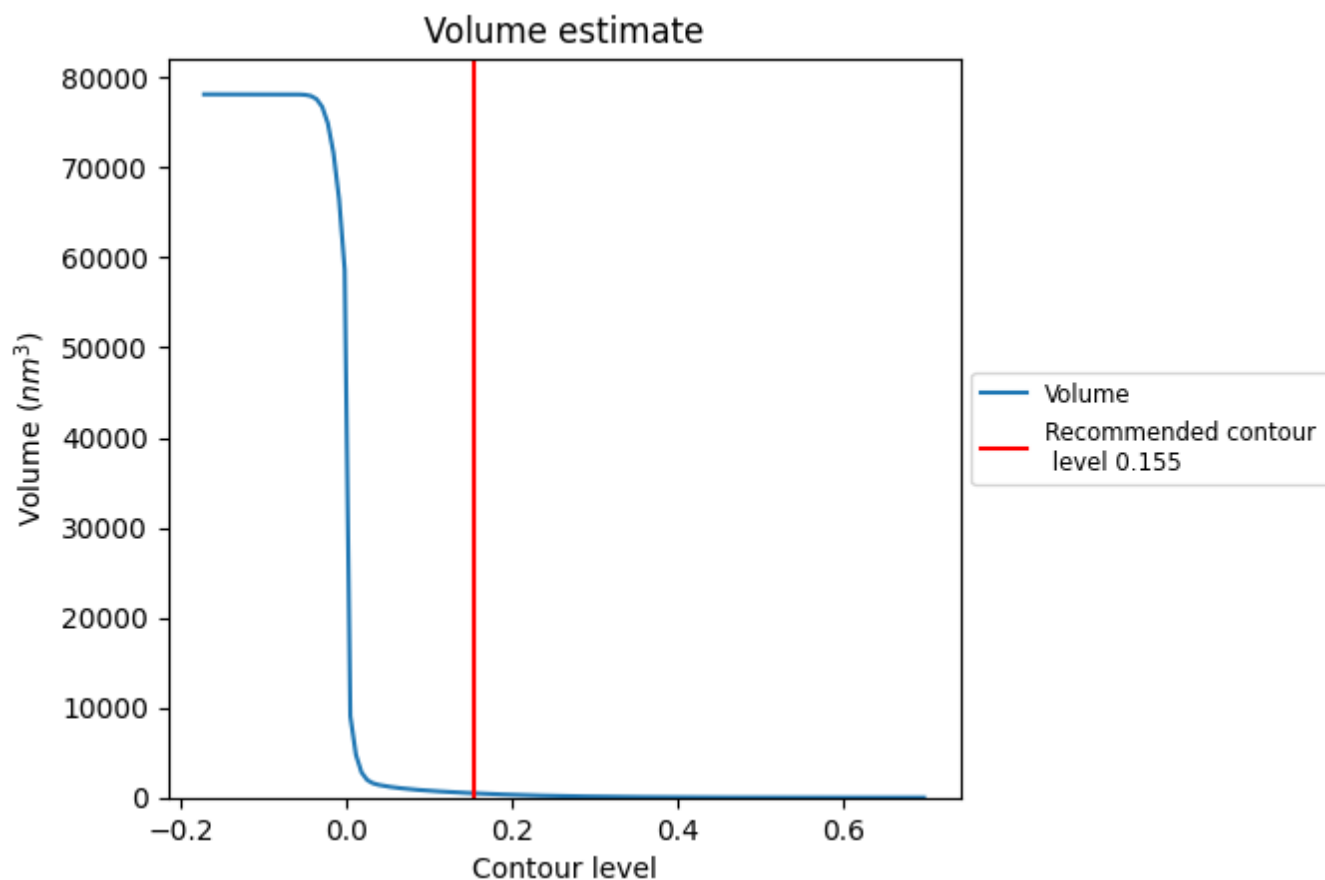
### 7.1 Map-value distribution [i](#)



The map-value distribution is plotted in 128 intervals along the x-axis. The y-axis is logarithmic. A spike in this graph at zero usually indicates that the volume has been masked.



## 7.2 Volume estimate [i](#)

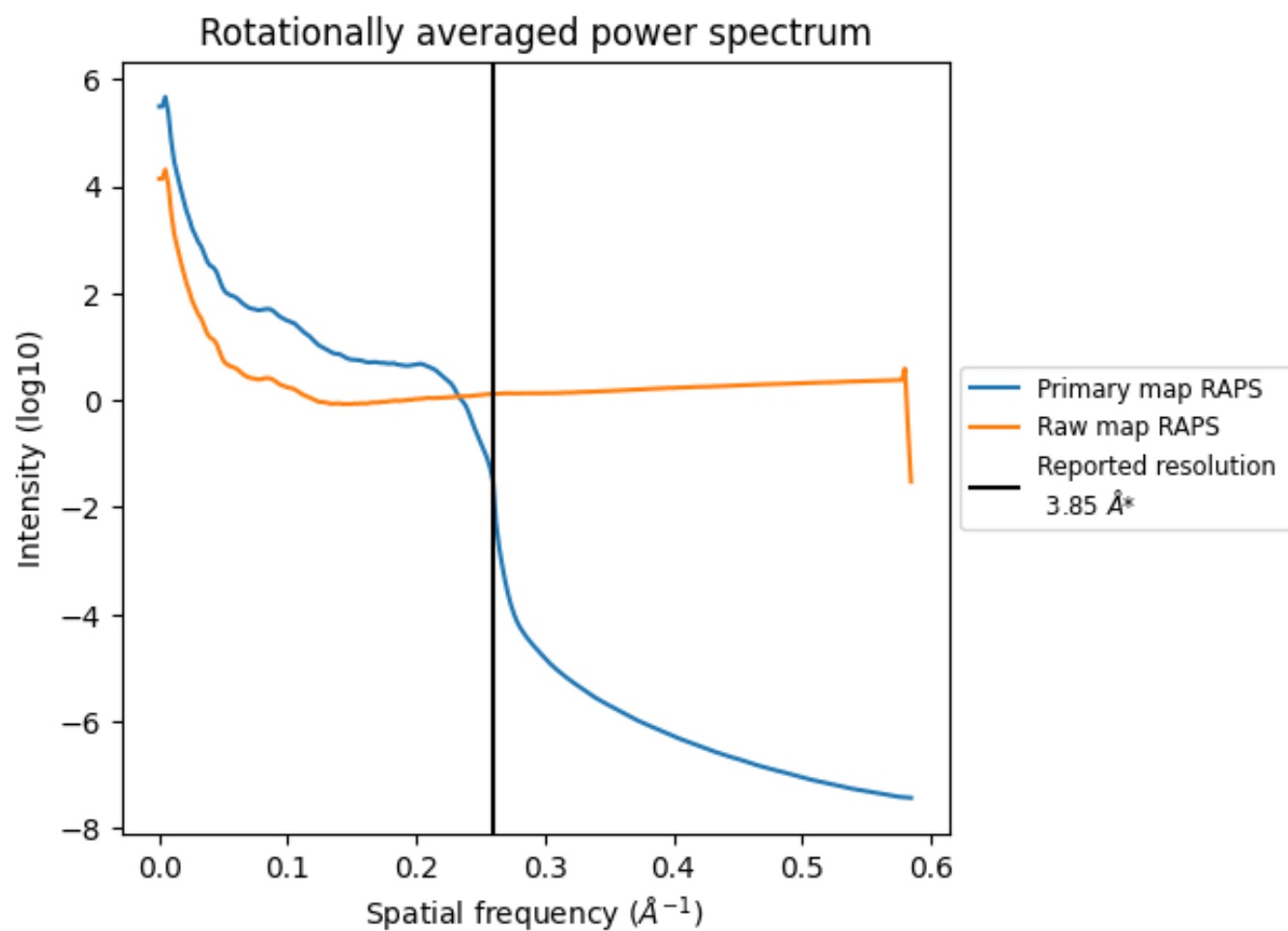


The volume at the recommended contour level is 473  $\text{nm}^3$ ; this corresponds to an approximate mass of 427 kDa.

The volume estimate graph shows how the enclosed volume varies with the contour level. The recommended contour level is shown as a vertical line and the intersection between the line and the curve gives the volume of the enclosed surface at the given level.



### 7.3 Rotationally averaged power spectrum ⓘ



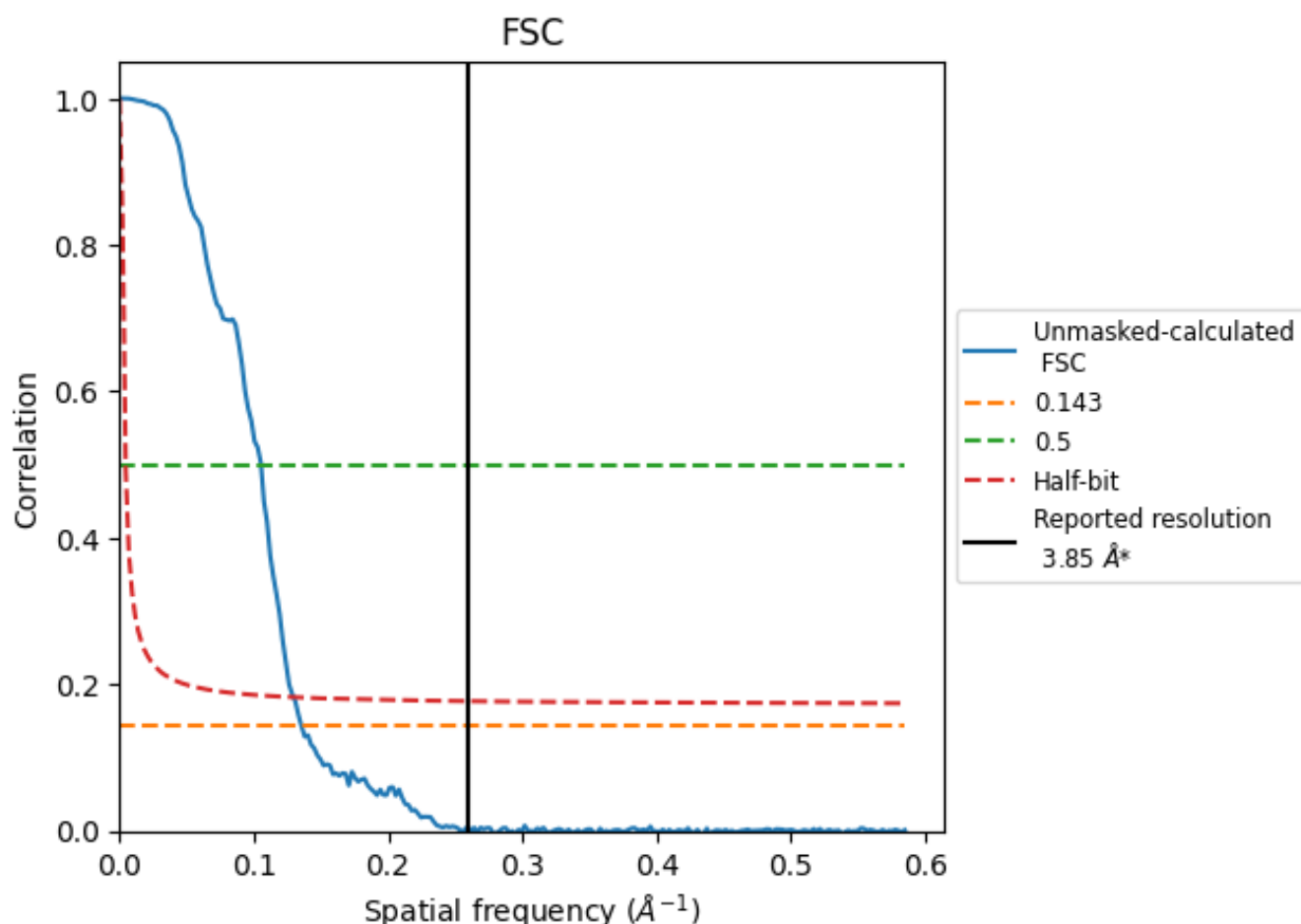
\*Reported resolution corresponds to spatial frequency of 0.260  $\text{\AA}^{-1}$



## 8 Fourier-Shell correlation [i](#)

Fourier-Shell Correlation (FSC) is the most commonly used method to estimate the resolution of single-particle and subtomogram-averaged maps. The shape of the curve depends on the imposed symmetry, mask and whether or not the two 3D reconstructions used were processed from a common reference. The reported resolution is shown as a black line. A curve is displayed for the half-bit criterion in addition to lines showing the 0.143 gold standard cut-off and 0.5 cut-off.

### 8.1 FSC [i](#)



\*Reported resolution corresponds to spatial frequency of 0.260  $\text{\AA}^{-1}$



## 8.2 Resolution estimates [i](#)

Resolution estimate (Å)	Estimation criterion (FSC cut-off)		
	0.143	0.5	Half-bit
Reported by author	-	3.85	-
Author-provided FSC curve	-	-	-
Unmasked-calculated*	7.38	9.49	7.72

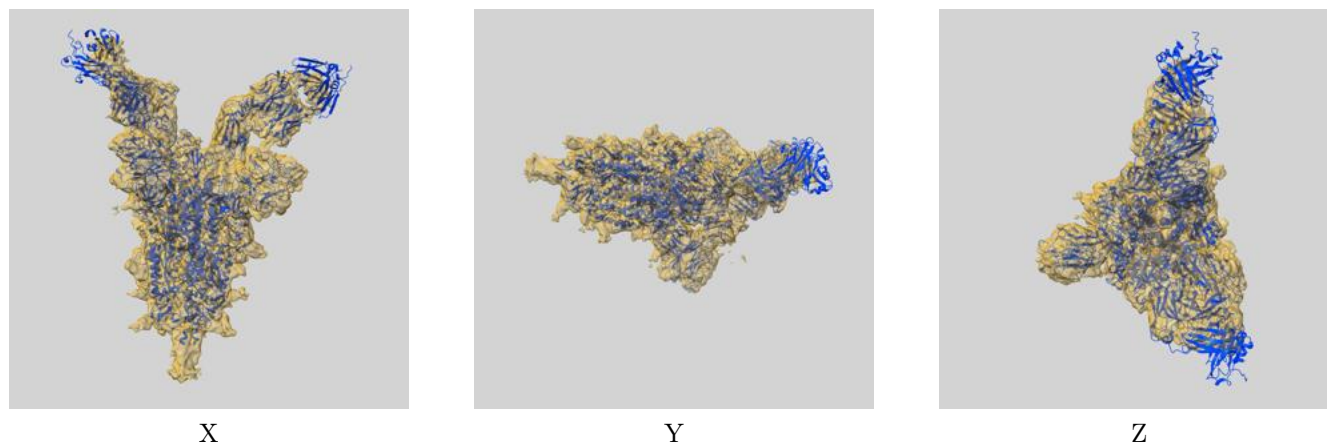
\*Resolution estimate based on FSC curve calculated by comparison of deposited half-maps. The value from deposited half-maps intersecting FSC 0.5 CUT-OFF 9.49 differs from the reported value 3.85 by more than 10 %



## 9 Map-model fit [i](#)

This section contains information regarding the fit between EMDB map EMD-25807 and PDB model 7TCA. Per-residue inclusion information can be found in section 3 on page 17.

### 9.1 Map-model overlay [i](#)



The images above show the 3D surface view of the map at the recommended contour level 0.155 at 50% transparency in yellow overlaid with a ribbon representation of the model coloured in blue. These images allow for the visual assessment of the quality of fit between the atomic model and the map.

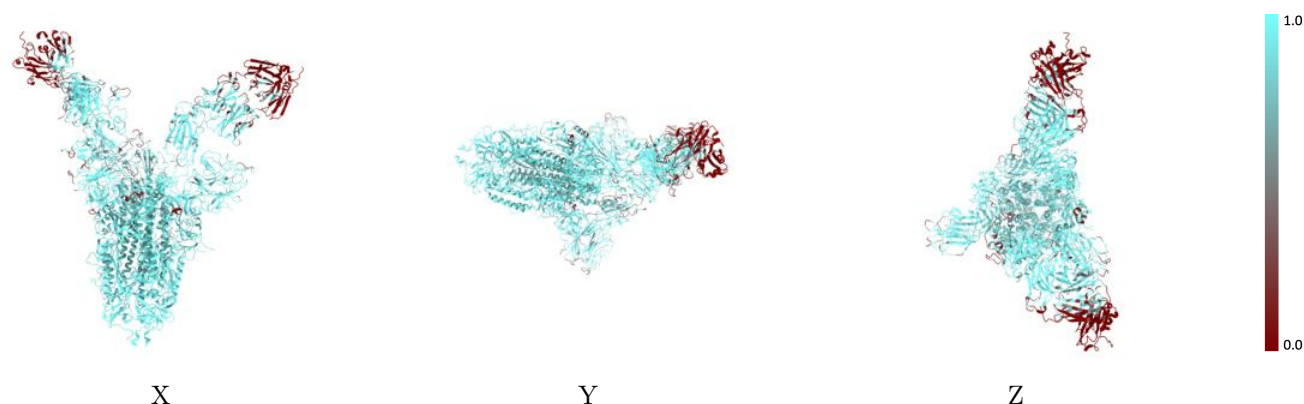


## 9.2 Q-score mapped to coordinate model [i](#)



The images above show the model with each residue coloured according to its Q-score. This shows their resolvability in the map with higher Q-score values reflecting better resolvability. Please note: Q-score is calculating the resolvability of atoms, and thus high values are only expected at resolutions at which atoms can be resolved. Low Q-score values may therefore be expected for many entries.

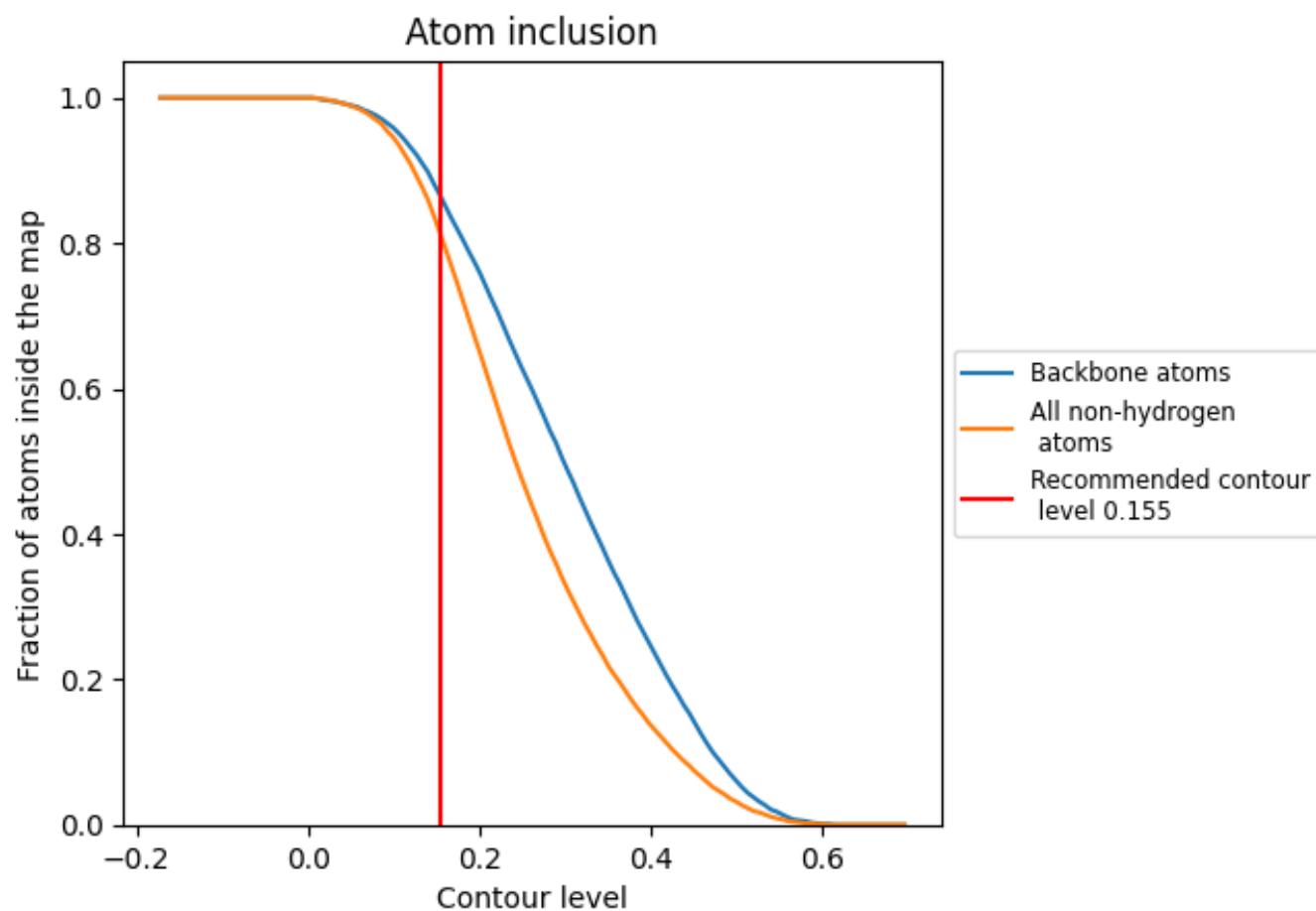
## 9.3 Atom inclusion mapped to coordinate model [i](#)



The images above show the model with each residue coloured according to its atom inclusion. This shows to what extent they are inside the map at the recommended contour level (0.155).



## 9.4 Atom inclusion [i](#)















































At the recommended contour level, 86% of all backbone atoms, 81% of all non-hydrogen atoms, are inside the map.



## 9.5 Map-model fit summary

The table lists the average atom inclusion at the recommended contour level (0.155) and Q-score for the entire model and for each chain.

Chain	Atom inclusion	Q-score
All	 0.8130	 0.2820
A	 0.8740	 0.3310
B	 0.9040	 0.3110
C	 0.8820	 0.3100
D	 0.5150	 0.1190
E	 0.4110	 0.1240
F	 0.8570	 0.4020
G	 0.9640	 0.4130
H	 0.5590	 0.1480
I	 0.9640	 0.4100
J	 0.9290	 0.3510
K	 0.8210	 0.3520
L	 0.5600	 0.1580
M	 0.9640	 0.3940
N	 0.9640	 0.3870
O	 1.0000	 0.3090
P	 0.9290	 0.4230
Q	 0.8930	 0.4230
R	 0.9290	 0.3930
S	 0.8930	 0.4000
T	 0.9640	 0.2910
U	 0.8930	 0.3410

