



wwPDB X-ray Structure Validation Summary Report ⓘ

Nov 3, 2024 – 11:07 am GMT

PDB ID : 4V5K
Title : Structure of cytotoxic domain of colicin E3 bound to the 70S ribosome
Authors : Ng, C.L.; Lang, K.; Meenan, N.A.G.; Sharma, A.; Kelley, A.C.; Kleanthous, C.; Ramakrishnan, V.
Deposited on : 2010-05-29
Resolution : 3.20 Å(reported)

This is a wwPDB X-ray Structure Validation Summary Report for a publicly released PDB entry.

We welcome your comments at validation@mail.wwpdb.org

A user guide is available at

<https://www.wwpdb.org/validation/2017/XrayValidationReportHelp>

with specific help available everywhere you see the ⓘ symbol.

The types of validation reports are described at

<http://www.wwpdb.org/validation/2017/FAQs#types>.

The following versions of software and data (see [references ⓘ](#)) were used in the production of this report:

MolProbity : 4.02b-467
Mogul : 1.8.4, CSD as541be (2020)
Xtriage (Phenix) : 1.13
EDS : 3.0
Percentile statistics : 20231227.v01 (using entries in the PDB archive December 27th 2023)
CCP4 : 9.0.003 (Gargrove)
Density-Fitness : 1.0.11
Ideal geometry (proteins) : Engh & Huber (2001)
Ideal geometry (DNA, RNA) : Parkinson et al. (1996)
Validation Pipeline (wwPDB-VP) : 2.39

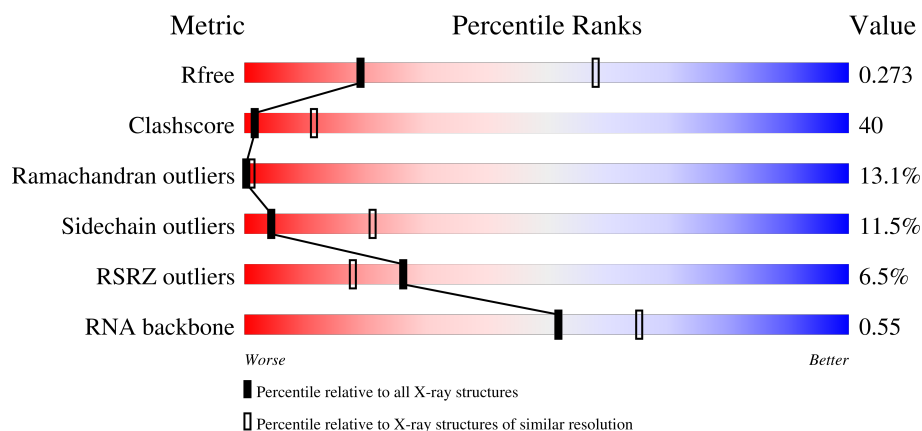
1 Overall quality at a glance

The following experimental techniques were used to determine the structure:

X-RAY DIFFRACTION

The reported resolution of this entry is 3.20 Å.

Percentile scores (ranging between 0-100) for global validation metrics of the entry are shown in the following graphic. The table shows the number of entries on which the scores are based.



Metric	Whole archive (#Entries)	Similar resolution (#Entries, resolution range(Å))
R_{free}	164625	1370 (3.20-3.20)
Clashscore	180529	1497 (3.20-3.20)
Ramachandran outliers	177936	1479 (3.20-3.20)
Sidechain outliers	177891	1478 (3.20-3.20)
RSRZ outliers	164620	1371 (3.20-3.20)
RNA backbone	3690	1111 (3.50-2.90)

The table below summarises the geometric issues observed across the polymeric chains and their fit to the electron density. The red, orange, yellow and green segments of the lower bar indicate the fraction of residues that contain outliers for ≥ 3 , 2, 1 and 0 types of geometric quality criteria respectively. A grey segment represents the fraction of residues that are not modelled. The numeric value for each fraction is indicated below the corresponding segment, with a dot representing fractions $\leq 5\%$. The upper red bar (where present) indicates the fraction of residues that have poor fit to the electron density. The numeric value is given above the bar.

Mol	Chain	Length	Quality of chain
1	AA	1522	<div> <div>3%</div> <div>29%</div> <div>61%</div> <div>9%</div> </div>
1	CA	1522	<div> <div>21%</div> <div>23%</div> <div>63%</div> <div>13%</div> </div>
2	AB	256	<div> <div>6%</div> <div>17%</div> <div>61%</div> <div>13%</div> <div>8%</div> </div>
2	CB	256	<div> <div>8%</div> <div>18%</div> <div>61%</div> <div>12%</div> <div>8%</div> </div>

Continued on next page...

Continued from previous page...

Mol	Chain	Length	Quality of chain
3	AC	239	
3	CC	239	
4	AD	209	
4	CD	209	
5	AE	162	
5	CE	162	
6	AF	101	
6	CF	101	
7	AG	156	
7	CG	156	
8	AH	138	
8	CH	138	
9	AI	128	
9	CI	128	
10	AJ	105	
10	CJ	105	
11	AK	129	
11	CK	129	
12	AL	135	
12	CL	135	
13	AM	126	
13	CM	126	
14	AN	61	
14	CN	61	
15	AO	89	

Continued on next page...

Continued from previous page...

Mol	Chain	Length	Quality of chain
15	CO	89	
16	AP	88	
16	CP	88	
17	AQ	105	
17	CQ	105	
18	AR	88	
18	CR	88	
19	AS	93	
19	CS	93	
20	AT	106	
20	CT	106	
21	AU	27	
21	CU	27	
22	AV	77	
22	AW	77	
22	CV	77	
22	CW	77	
23	AX	25	
24	AY	97	
24	CY	97	
25	B0	85	
25	D0	85	
26	B1	98	
26	D1	98	
27	B2	72	




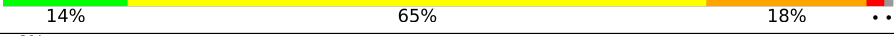



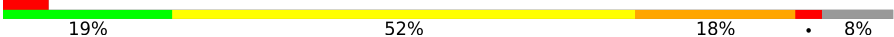

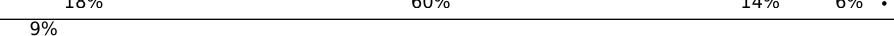
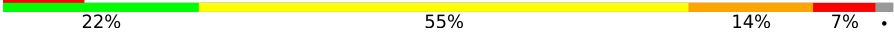





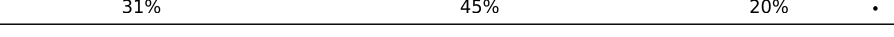
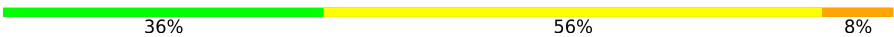



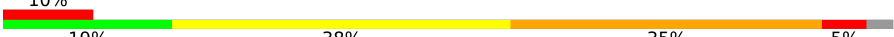



Continued on next page...

Continued from previous page...

Mol	Chain	Length	Quality of chain
27	D2	72	 19% 62% 15% ..
28	B3	60	 42% 43% 15%
28	D3	60	 38% 48% 13%
29	B4	71	 10% 44% 25% 21%
29	D4	71	 13% 44% 23% 21%
30	B5	60	 5% 47% 42% 7% ..
30	D5	60	 5% 45% 43% 7% ..
31	B6	54	 13% 54% 11% 6% 17%
31	D6	54	 15% 48% 15% 6% 17%
32	B7	49	 47% 49% ..
32	D7	49	 45% 51% ..
33	B8	65	 22% 52% 23% ..
33	D8	65	 23% 51% 23% ..
34	B9	37	 32% 57% 8%
34	D9	37	 27% 62% 8%
35	BA	2848	 35% 50% 12% ..
35	DA	2848	 34% 51% 12% ..
36	BB	122	 30% 56% 11% ..
36	DB	122	 30% 56% 11% ..
37	BC	229	 41% 30% 11% 17%
37	DC	229	 41% 31% 10% 17%
38	BD	276	 29% 52% 16% ..
38	DD	276	 28% 53% 16% ..
39	BE	206	 31% 50% 19%
39	DE	206	 30% 50% 20%

Continued on next page...

Continued from previous page...

Mol	Chain	Length	Quality of chain
40	BF	210	
40	DF	210	
41	BG	182	
41	DG	182	
42	BH	180	
42	DH	180	
43	BI	148	
43	DI	148	
44	BJ	131	
44	DJ	131	
45	BN	140	
45	DN	140	
46	BO	122	
46	DO	122	
47	BP	150	
47	DP	150	
48	BQ	141	
48	DQ	141	
49	BR	118	
49	DR	118	
50	BS	112	
50	DS	112	
51	BT	146	
51	DT	146	
52	BU	118	

Continued on next page...

Continued from previous page...

Mol	Chain	Length	Quality of chain
52	DU	118	
53	BV	101	
53	DV	101	
54	BW	113	
54	DW	113	
55	BX	96	
55	DX	96	
56	BY	110	
56	DY	110	
57	BZ	206	
57	DZ	206	
58	CX	25	

The following table lists non-polymeric compounds, carbohydrate monomers and non-standard residues in protein, DNA, RNA chains that are outliers for geometric or electron-density-fit criteria:

Mol	Type	Chain	Res	Chirality	Geometry	Clashes	Electron density
1	A3P	AA	1493	-	-	X	-
59	MG	AA	1625	-	-	-	X
59	MG	AA	1640	-	-	-	X
59	MG	AA	1666	-	-	-	X
59	MG	AA	1698	-	-	-	X
59	MG	AA	1757	-	-	-	X
59	MG	AA	1776	-	-	-	X
59	MG	AA	1790	-	-	-	X
59	MG	AA	1831	-	-	-	X
59	MG	AA	1850	-	-	-	X
59	MG	AA	1886	-	-	-	X
59	MG	AA	1905	-	-	-	X
59	MG	AA	1924	-	-	-	X
59	MG	AA	1938	-	-	-	X
59	MG	AA	1952	-	-	-	X
59	MG	AA	1959	-	-	-	X
59	MG	AA	1964	-	-	-	X

Continued on next page...

Continued from previous page...

Mol	Type	Chain	Res	Chirality	Geometry	Clashes	Electron density
59	MG	AA	1972	-	-	-	X
59	MG	AV	102	-	-	-	X
59	MG	BA	2914	-	-	-	X
59	MG	BA	2922	-	-	-	X
59	MG	BA	2963	-	-	-	X
59	MG	BA	2967	-	-	-	X
59	MG	BA	2977	-	-	-	X
59	MG	BA	2993	-	-	-	X
59	MG	BA	3005	-	-	-	X
59	MG	BA	3039	-	-	-	X
59	MG	BA	3043	-	-	-	X
59	MG	BA	3044	-	-	-	X
59	MG	BA	3071	-	-	-	X
59	MG	BA	3095	-	-	-	X
59	MG	BA	3115	-	-	-	X
59	MG	BA	3117	-	-	-	X
59	MG	BA	3190	-	-	-	X
59	MG	BA	3193	-	-	-	X
59	MG	BA	3199	-	-	-	X
59	MG	BA	3210	-	-	-	X
59	MG	BA	3213	-	-	-	X
59	MG	BA	3215	-	-	-	X
59	MG	BA	3234	-	-	-	X
59	MG	BA	3272	-	-	-	X
59	MG	BA	3284	-	-	-	X
59	MG	BA	3316	-	-	-	X
59	MG	BA	3331	-	-	-	X
59	MG	BA	3335	-	-	-	X
59	MG	BA	3339	-	-	-	X
59	MG	BA	3340	-	-	-	X
59	MG	BA	3342	-	-	-	X
59	MG	BA	3350	-	-	-	X
59	MG	BA	3361	-	-	-	X
59	MG	BA	3364	-	-	-	X
59	MG	BA	3367	-	-	-	X
59	MG	BA	3379	-	-	-	X
59	MG	BA	3391	-	-	-	X
59	MG	BA	3458	-	-	-	X
59	MG	BA	3477	-	-	-	X
59	MG	BA	3498	-	-	-	X
59	MG	BA	3502	-	-	-	X
59	MG	BA	3505	-	-	-	X

Continued on next page...

Continued from previous page...

Mol	Type	Chain	Res	Chirality	Geometry	Clashes	Electron density
59	MG	BA	3540	-	-	-	X
59	MG	BA	3564	-	-	-	X
59	MG	BA	3583	-	-	-	X
59	MG	BA	3585	-	-	-	X
59	MG	BA	3598	-	-	-	X
59	MG	BA	3602	-	-	-	X
59	MG	BP	202	-	-	X	-
59	MG	BP	203	-	-	X	-
59	MG	CA	1622	-	-	-	X
59	MG	CA	1626	-	-	-	X
59	MG	CA	1695	-	-	-	X
59	MG	CA	1721	-	-	-	X
59	MG	CA	1741	-	-	-	X
59	MG	CA	1759	-	-	-	X
59	MG	CV	101	-	-	-	X
59	MG	D3	101	-	-	-	X
59	MG	D7	104	-	-	-	X
59	MG	DA	2906	-	-	-	X
59	MG	DA	2920	-	-	-	X
59	MG	DA	2921	-	-	-	X
59	MG	DA	2925	-	-	-	X
59	MG	DA	2927	-	-	-	X
59	MG	DA	2930	-	-	-	X
59	MG	DA	2931	-	-	-	X
59	MG	DA	2939	-	-	-	X
59	MG	DA	2944	-	-	-	X
59	MG	DA	2950	-	-	-	X
59	MG	DA	2954	-	-	-	X
59	MG	DA	2958	-	-	-	X
59	MG	DA	2961	-	-	-	X
59	MG	DA	2966	-	-	-	X
59	MG	DA	2976	-	-	-	X
59	MG	DA	2988	-	-	-	X
59	MG	DA	3009	-	-	-	X
59	MG	DA	3021	-	-	-	X
59	MG	DA	3025	-	-	-	X
59	MG	DA	3049	-	-	-	X
59	MG	DA	3079	-	-	-	X
59	MG	DA	3091	-	-	-	X
59	MG	DA	3113	-	-	-	X
59	MG	DA	3123	-	-	-	X
59	MG	DA	3131	-	-	-	X

Continued on next page...

Continued from previous page...

Mol	Type	Chain	Res	Chirality	Geometry	Clashes	Electron density
59	MG	DA	3138	-	-	-	X
59	MG	DA	3143	-	-	-	X
59	MG	DA	3145	-	-	-	X
59	MG	DA	3148	-	-	-	X
59	MG	DA	3172	-	-	-	X
59	MG	DA	3241	-	-	-	X
59	MG	DA	3322	-	-	-	X
59	MG	DA	3329	-	-	-	X
59	MG	DA	3345	-	-	-	X
59	MG	DA	3349	-	-	-	X
59	MG	DA	3366	-	-	-	X
59	MG	DA	3374	-	-	-	X
59	MG	DA	3376	-	-	-	X
59	MG	DA	3384	-	-	-	X
59	MG	DA	3390	-	-	-	X
59	MG	DA	3406	-	-	-	X
59	MG	DA	3419	-	-	-	X
59	MG	DA	3433	-	-	-	X
59	MG	DA	3443	-	-	-	X
59	MG	DA	3459	-	-	-	X
59	MG	DA	3467	-	-	-	X
59	MG	DA	3468	-	-	-	X
59	MG	DA	3485	-	-	-	X
59	MG	DA	3506	-	-	-	X
59	MG	DA	3515	-	-	-	X
59	MG	DA	3516	-	-	-	X
59	MG	DA	3534	-	-	-	X
59	MG	DA	3552	-	-	-	X
59	MG	DA	3569	-	-	-	X
59	MG	DA	3577	-	-	-	X
59	MG	DA	3591	-	-	-	X
59	MG	DA	3617	-	-	-	X
59	MG	DA	3628	-	-	-	X
59	MG	DA	3640	-	-	-	X
59	MG	DA	3651	-	-	-	X
59	MG	DA	3662	-	-	-	X
59	MG	DA	3665	-	-	-	X
59	MG	DA	3682	-	-	-	X
59	MG	DA	3696	-	-	-	X
59	MG	DA	3712	-	-	-	X
59	MG	DA	3717	-	-	-	X
59	MG	DA	3748	-	-	-	X

Continued on next page...

Continued from previous page...

Mol	Type	Chain	Res	Chirality	Geometry	Clashes	Electron density
59	MG	DA	3756	-	-	-	X
59	MG	DA	3784	-	-	-	X

2 Entry composition

There are 61 unique types of molecules in this entry. The entry contains 296762 atoms, of which 0 are hydrogens and 0 are deuteriums.

In the tables below, the ZeroOcc column contains the number of atoms modelled with zero occupancy, the AltConf column contains the number of residues with at least one atom in alternate conformation and the Trace column contains the number of residues modelled with at most 2 atoms.

- Molecule 1 is a RNA chain called 16S ribosomal RNA.

Mol	Chain	Residues	Atoms					ZeroOcc	AltConf	Trace
1	AA	1508	Total	C	N	O	P	0	0	0
			32412	14427	6003	10475	1507			
1	CA	1508	Total	C	N	O	P	0	0	0
			32413	14427	6004	10475	1507			

- Molecule 2 is a protein called 30S RIBOSOMAL PROTEIN S2.

Mol	Chain	Residues	Atoms					ZeroOcc	AltConf	Trace
2	AB	235	Total	C	N	O	S	0	0	1
			1901	1213	342	341	5			
2	CB	235	Total	C	N	O	S	0	0	1
			1901	1213	342	341	5			

- Molecule 3 is a protein called 30S RIBOSOMAL PROTEIN S3.

Mol	Chain	Residues	Atoms					ZeroOcc	AltConf	Trace
3	AC	207	Total	C	N	O	S	0	0	1
			1613	1016	315	281	1			
3	CC	207	Total	C	N	O	S	0	0	1
			1613	1016	315	281	1			

- Molecule 4 is a protein called 30S RIBOSOMAL PROTEIN S4.

Mol	Chain	Residues	Atoms					ZeroOcc	AltConf	Trace
4	AD	208	Total	C	N	O	S	0	0	1
			1692	1060	336	289	7			
4	CD	208	Total	C	N	O	S	0	0	1
			1692	1060	336	289	7			

- Molecule 5 is a protein called 30S RIBOSOMAL PROTEIN S5.

Mol	Chain	Residues	Atoms					ZeroOcc	AltConf	Trace
5	AE	151	Total	C	N	O	S	0	0	1
			1147	724	218	201	4			
5	CE	151	Total	C	N	O	S	0	0	1
			1147	724	218	201	4			

- Molecule 6 is a protein called 30S RIBOSOMAL PROTEIN S6.

Mol	Chain	Residues	Atoms					ZeroOcc	AltConf	Trace
6	AF	101	Total	C	N	O	S	0	0	0
			843	531	155	154	3			
6	CF	101	Total	C	N	O	S	0	0	0
			843	531	155	154	3			

- Molecule 7 is a protein called 30S RIBOSOMAL PROTEIN S7.

Mol	Chain	Residues	Atoms					ZeroOcc	AltConf	Trace
7	AG	155	Total	C	N	O	S	0	0	0
			1257	781	252	218	6			
7	CG	155	Total	C	N	O	S	0	0	0
			1257	781	252	218	6			

- Molecule 8 is a protein called 30S RIBOSOMAL PROTEIN S8.

Mol	Chain	Residues	Atoms					ZeroOcc	AltConf	Trace
8	AH	138	Total	C	N	O	S	0	0	0
			1116	705	215	193	3			
8	CH	138	Total	C	N	O	S	0	0	0
			1116	705	215	193	3			

- Molecule 9 is a protein called 30S RIBOSOMAL PROTEIN S9.

Mol	Chain	Residues	Atoms					ZeroOcc	AltConf	Trace
9	AI	127	Total	C	N	O		0	0	0
			1011	639	198	174				
9	CI	127	Total	C	N	O		0	0	0
			1011	639	198	174				

- Molecule 10 is a protein called 30S RIBOSOMAL PROTEIN S10.

Mol	Chain	Residues	Atoms					ZeroOcc	AltConf	Trace
10	AJ	99	Total	C	N	O	S	0	0	1
			795	499	157	138	1			

Continued on next page...

Continued from previous page...

Mol	Chain	Residues	Atoms					ZeroOcc	AltConf	Trace
10	CJ	99	Total	C	N	O	S	0	0	1
			795	499	157	138	1			

- Molecule 11 is a protein called 30S RIBOSOMAL PROTEIN S11.

Mol	Chain	Residues	Atoms					ZeroOcc	AltConf	Trace
11	AK	119	Total	C	N	O	S	0	0	0
			885	549	168	165	3			
11	CK	119	Total	C	N	O	S	0	0	0
			885	549	168	165	3			

- Molecule 12 is a protein called 30S RIBOSOMAL PROTEIN S12.

Mol	Chain	Residues	Atoms					ZeroOcc	AltConf	Trace
12	AL	125	Total	C	N	O	S	0	0	1
			971	611	196	163	1			
12	CL	125	Total	C	N	O	S	0	0	1
			971	611	196	163	1			

- Molecule 13 is a protein called 30S RIBOSOMAL PROTEIN S13.

Mol	Chain	Residues	Atoms					ZeroOcc	AltConf	Trace
13	AM	118	Total	C	N	O	S	0	0	1
			934	577	193	162	2			
13	CM	118	Total	C	N	O	S	0	0	1
			934	577	193	162	2			

- Molecule 14 is a protein called 30S RIBOSOMAL PROTEIN S14 TYPE Z.

Mol	Chain	Residues	Atoms					ZeroOcc	AltConf	Trace
14	AN	60	Total	C	N	O	S	0	0	0
			492	312	104	72	4			
14	CN	60	Total	C	N	O	S	0	0	0
			492	312	104	72	4			

- Molecule 15 is a protein called 30S RIBOSOMAL PROTEIN S15.

Mol	Chain	Residues	Atoms					ZeroOcc	AltConf	Trace
15	AO	88	Total	C	N	O	S	0	0	0
			734	459	147	126	2			
15	CO	88	Total	C	N	O	S	0	0	0
			734	459	147	126	2			

- Molecule 16 is a protein called 30S RIBOSOMAL PROTEIN S16.

Mol	Chain	Residues	Atoms					ZeroOcc	AltConf	Trace
16	AP	84	Total	C	N	O	S	0	0	1
			701	443	140	117	1			
16	CP	84	Total	C	N	O	S	0	0	1
			701	443	140	117	1			

- Molecule 17 is a protein called 30S RIBOSOMAL PROTEIN S17.

Mol	Chain	Residues	Atoms					ZeroOcc	AltConf	Trace
17	AQ	100	Total	C	N	O	S	0	0	1
			824	528	152	142	2			
17	CQ	100	Total	C	N	O	S	0	0	1
			824	528	152	142	2			

- Molecule 18 is a protein called 30S RIBOSOMAL PROTEIN S18.

Mol	Chain	Residues	Atoms				ZeroOcc	AltConf	Trace
18	AR	70	Total	C	N	O	0	0	0
			574	367	112	95			
18	CR	70	Total	C	N	O	0	0	0
			574	367	112	95			

- Molecule 19 is a protein called 30S RIBOSOMAL PROTEIN S19.

Mol	Chain	Residues	Atoms					ZeroOcc	AltConf	Trace
19	AS	85	Total	C	N	O	S	0	0	1
			671	427	124	118	2			
19	CS	85	Total	C	N	O	S	0	0	1
			671	427	124	118	2			

- Molecule 20 is a protein called 30S RIBOSOMAL PROTEIN S20.

Mol	Chain	Residues	Atoms					ZeroOcc	AltConf	Trace
20	AT	99	Total	C	N	O	S	0	0	0
			763	470	162	129	2			
20	CT	99	Total	C	N	O	S	0	0	0
			763	470	162	129	2			

- Molecule 21 is a protein called 30S RIBOSOMAL PROTEIN THX.

Mol	Chain	Residues	Atoms				ZeroOcc	AltConf	Trace
21	AU	25	Total	C	N	O	0	0	1
			209	128	51	30			
21	CU	25	Total	C	N	O	0	0	1
			209	128	51	30			

- Molecule 22 is a RNA chain called E-SITE TRNA PHE OR P-SITE TRNA PHE.

Mol	Chain	Residues	Atoms					ZeroOcc	AltConf	Trace
22	AV	77	Total	C	N	O	P	0	0	0
			1640	732	297	535	76			
22	AW	77	Total	C	N	O	P	0	0	0
			1640	732	297	535	76			
22	CV	77	Total	C	N	O	P	0	0	0
			1640	732	297	535	76			
22	CW	77	Total	C	N	O	P	0	0	0
			1640	732	297	535	76			

- Molecule 23 is a RNA chain called MRNA.

Mol	Chain	Residues	Atoms					ZeroOcc	AltConf	Trace
23	AX	16	Total	C	N	O	P	0	0	0
			341	155	66	105	15			

- Molecule 24 is a protein called COLICIN-E3.

Mol	Chain	Residues	Atoms				ZeroOcc	AltConf	Trace
24	AY	97	Total	C	N	O	0	0	0
			769	483	144	142			
24	CY	16	Total	C	N	O	0	0	1
			126	82	23	21			

There are 2 discrepancies between the modelled and reference sequences:

Chain	Residue	Modelled	Actual	Comment	Reference
AY	58	ALA	HIS	engineered mutation	UNP P06646
CY	58	ALA	HIS	engineered mutation	UNP P06646

- Molecule 25 is a protein called 50S RIBOSOMAL PROTEIN L27.

Mol	Chain	Residues	Atoms					ZeroOcc	AltConf	Trace
25	B0	84	Total	C	N	O	S	0	0	0
			662	410	140	111	1			

Continued on next page...

Continued from previous page...

Mol	Chain	Residues	Atoms					ZeroOcc	AltConf	Trace
25	D0	84	Total	C	N	O	S	0	0	0
			662	410	140	111	1			

- Molecule 26 is a protein called 50S RIBOSOMAL PROTEIN L28.

Mol	Chain	Residues	Atoms					ZeroOcc	AltConf	Trace
26	B1	94	Total	C	N	O	S	0	0	1
			734	460	148	125	1			
26	D1	94	Total	C	N	O	S	0	0	1
			734	460	148	125	1			

There are 2 discrepancies between the modelled and reference sequences:

Chain	Residue	Modelled	Actual	Comment	Reference
B1	81	ARG	LYS	conflict	UNP P60494
D1	81	ARG	LYS	conflict	UNP P60494

- Molecule 27 is a protein called 50S RIBOSOMAL PROTEIN L29.

Mol	Chain	Residues	Atoms					ZeroOcc	AltConf	Trace
27	B2	71	Total	C	N	O	S	0	0	0
			598	370	121	106	1			
27	D2	71	Total	C	N	O	S	0	0	0
			598	370	121	106	1			

- Molecule 28 is a protein called 50S RIBOSOMAL PROTEIN L30.

Mol	Chain	Residues	Atoms					ZeroOcc	AltConf	Trace
28	B3	60	Total	C	N	O	S	0	0	1
			468	298	91	78	1			
28	D3	60	Total	C	N	O	S	0	0	1
			468	298	91	78	1			

- Molecule 29 is a protein called 50S RIBOSOMAL PROTEIN L31.

Mol	Chain	Residues	Atoms					ZeroOcc	AltConf	Trace
29	B4	56	Total	C	N	O	S	0	0	1
			434	274	75	81	4			
29	D4	56	Total	C	N	O	S	0	0	1
			434	274	75	81	4			

- Molecule 30 is a protein called 50S RIBOSOMAL PROTEIN L32.

Mol	Chain	Residues	Atoms					ZeroOcc	AltConf	Trace
30	B5	59	Total	C	N	O	S	0	0	0
			459	288	90	76	5			
30	D5	59	Total	C	N	O	S	0	0	0
			459	288	90	76	5			

- Molecule 31 is a protein called 50S RIBOSOMAL PROTEIN L33.

Mol	Chain	Residues	Atoms					ZeroOcc	AltConf	Trace
31	B6	45	Total	C	N	O	S	0	0	1
			381	235	78	64	4			
31	D6	45	Total	C	N	O	S	0	0	1
			381	235	78	64	4			

- Molecule 32 is a protein called 50S RIBOSOMAL PROTEIN L34.

Mol	Chain	Residues	Atoms					ZeroOcc	AltConf	Trace
32	B7	49	Total	C	N	O	S	0	0	1
			419	257	105	55	2			
32	D7	49	Total	C	N	O	S	0	0	1
			419	257	105	55	2			

- Molecule 33 is a protein called 50S RIBOSOMAL PROTEIN L35.

Mol	Chain	Residues	Atoms					ZeroOcc	AltConf	Trace
33	B8	64	Total	C	N	O	S	0	0	1
			508	326	102	78	2			
33	D8	64	Total	C	N	O	S	0	0	1
			508	326	102	78	2			

- Molecule 34 is a protein called 50S RIBOSOMAL PROTEIN L36.

Mol	Chain	Residues	Atoms					ZeroOcc	AltConf	Trace
34	B9	36	Total	C	N	O	S	0	0	0
			299	183	67	46	3			
34	D9	36	Total	C	N	O	S	0	0	0
			299	183	67	46	3			

- Molecule 35 is a RNA chain called 23S ribosomal RNA.

Mol	Chain	Residues	Atoms					ZeroOcc	AltConf	Trace
35	BA	2807	Total	C	N	O	P	0	0	0
			60459	26907	11311	19435	2806			

Continued on next page...

Continued from previous page...

Mol	Chain	Residues	Atoms					ZeroOcc	AltConf	Trace
35	DA	2807	Total	C	N	O	P	0	0	0
			60459	26907	11311	19435	2806			

- Molecule 36 is a RNA chain called 5S ribosomal RNA.

Mol	Chain	Residues	Atoms					ZeroOcc	AltConf	Trace
36	BB	119	Total	C	N	O	P	0	0	0
			2551	1136	471	826	118			
36	DB	119	Total	C	N	O	P	0	0	0
			2551	1136	471	826	118			

- Molecule 37 is a protein called 50S RIBOSOMAL PROTEIN L1.

Mol	Chain	Residues	Atoms				ZeroOcc	AltConf	Trace
37	BC	191	Total	C	N	O	0	0	1
			1142	691	221	230			
37	DC	191	Total	C	N	O	0	0	1
			1142	691	221	230			

- Molecule 38 is a protein called 50S RIBOSOMAL PROTEIN L2.

Mol	Chain	Residues	Atoms					ZeroOcc	AltConf	Trace
38	BD	272	Total	C	N	O	S	0	0	1
			2105	1329	417	356	3			
38	DD	272	Total	C	N	O	S	0	0	1
			2105	1329	417	356	3			

- Molecule 39 is a protein called 50S RIBOSOMAL PROTEIN L3.

Mol	Chain	Residues	Atoms					ZeroOcc	AltConf	Trace
39	BE	205	Total	C	N	O	S	0	0	1
			1564	988	300	270	6			
39	DE	205	Total	C	N	O	S	0	0	1
			1564	988	300	270	6			

- Molecule 40 is a protein called 50S RIBOSOMAL PROTEIN L4.

Mol	Chain	Residues	Atoms					ZeroOcc	AltConf	Trace
40	BF	208	Total	C	N	O	S	0	0	1
			1624	1035	304	282	3			
40	DF	208	Total	C	N	O	S	0	0	1
			1624	1035	304	282	3			

- Molecule 41 is a protein called 50S RIBOSOMAL PROTEIN L5.

Mol	Chain	Residues	Atoms					ZeroOcc	AltConf	Trace
41	BG	181	Total	C	N	O	S	0	0	0
			1474	942	268	260	4			
41	DG	181	Total	C	N	O	S	0	0	0
			1474	942	268	260	4			

- Molecule 42 is a protein called 50S RIBOSOMAL PROTEIN L6.

Mol	Chain	Residues	Atoms					ZeroOcc	AltConf	Trace
42	BH	165	Total	C	N	O	S	0	0	1
			1260	800	234	225	1			
42	DH	165	Total	C	N	O	S	0	0	1
			1260	800	234	225	1			

- Molecule 43 is a protein called 50S RIBOSOMAL PROTEIN L9.

Mol	Chain	Residues	Atoms					ZeroOcc	AltConf	Trace
43	BI	145	Total	C	N	O	S	0	0	1
			1125	718	200	206	1			
43	DI	145	Total	C	N	O	S	0	0	1
			1125	718	200	206	1			

- Molecule 44 is a protein called 50S RIBOSOMAL PROTEIN L10.

Mol	Chain	Residues	Atoms				ZeroOcc	AltConf	Trace
44	BJ	130	Total	C	N	O	0	0	0
			651	390	130	131			
44	DJ	131	Total	C	N	O	0	0	1
			651	390	131	130			

- Molecule 45 is a protein called 50S RIBOSOMAL PROTEIN L13.

Mol	Chain	Residues	Atoms					ZeroOcc	AltConf	Trace
45	BN	139	Total	C	N	O	S	0	0	1
			1105	712	207	182	4			
45	DN	139	Total	C	N	O	S	0	0	1
			1105	712	207	182	4			

- Molecule 46 is a protein called 50S RIBOSOMAL PROTEIN L14.

Mol	Chain	Residues	Atoms					ZeroOcc	AltConf	Trace
46	BO	122	Total	C	N	O	S	0	0	0
			933	588	171	170	4			
46	DO	122	Total	C	N	O	S	0	0	0
			933	588	171	170	4			

- Molecule 47 is a protein called 50S RIBOSOMAL PROTEIN L15.

Mol	Chain	Residues	Atoms					ZeroOcc	AltConf	Trace
47	BP	146	Total	C	N	O	S	0	0	0
			1114	692	227	193	2			
47	DP	146	Total	C	N	O	S	0	0	0
			1114	692	227	193	2			

- Molecule 48 is a protein called 50S RIBOSOMAL PROTEIN L16.

Mol	Chain	Residues	Atoms					ZeroOcc	AltConf	Trace
48	BQ	141	Total	C	N	O	S	0	0	0
			1122	715	212	188	7			
48	DQ	141	Total	C	N	O	S	0	0	0
			1122	715	212	188	7			

- Molecule 49 is a protein called 50S RIBOSOMAL PROTEIN L17.

Mol	Chain	Residues	Atoms					ZeroOcc	AltConf	Trace
49	BR	117	Total	C	N	O		0	0	0
			960	599	202	159				
49	DR	117	Total	C	N	O		0	0	0
			960	599	202	159				

- Molecule 50 is a protein called 50S RIBOSOMAL PROTEIN L18.

Mol	Chain	Residues	Atoms					ZeroOcc	AltConf	Trace
50	BS	99	Total	C	N	O		0	0	1
			771	486	155	130				
50	DS	99	Total	C	N	O		0	0	1
			771	486	155	130				

- Molecule 51 is a protein called 50S RIBOSOMAL PROTEIN L19.

Mol	Chain	Residues	Atoms					ZeroOcc	AltConf	Trace
51	BT	138	Total	C	N	O	S	0	0	1
			1142	710	235	196	1			

Continued on next page...

Continued from previous page...

Mol	Chain	Residues	Atoms					ZeroOcc	AltConf	Trace
51	DT	138	Total	C	N	O	S	0	0	1
			1142	710	235	196	1			

- Molecule 52 is a protein called 50S RIBOSOMAL PROTEIN L20.

Mol	Chain	Residues	Atoms					ZeroOcc	AltConf	Trace
52	BU	117	Total	C	N	O	S	0	0	0
			958	604	202	151	1			
52	DU	117	Total	C	N	O	S	0	0	0
			958	604	202	151	1			

- Molecule 53 is a protein called 50S RIBOSOMAL PROTEIN L21.

Mol	Chain	Residues	Atoms					ZeroOcc	AltConf	Trace
53	BV	101	Total	C	N	O	S	0	0	0
			779	501	142	135	1			
53	DV	101	Total	C	N	O	S	0	0	0
			779	501	142	135	1			

- Molecule 54 is a protein called 50S RIBOSOMAL PROTEIN L22.

Mol	Chain	Residues	Atoms					ZeroOcc	AltConf	Trace
54	BW	113	Total	C	N	O	S	0	0	0
			896	563	176	155	2			
54	DW	113	Total	C	N	O	S	0	0	0
			896	563	176	155	2			

- Molecule 55 is a protein called 50S RIBOSOMAL PROTEIN L23.

Mol	Chain	Residues	Atoms				ZeroOcc	AltConf	Trace
55	BX	93	Total	C	N	O	0	0	1
			726	471	132	123			
55	DX	93	Total	C	N	O	0	0	1
			726	471	132	123			

- Molecule 56 is a protein called 50S RIBOSOMAL PROTEIN L24.

Mol	Chain	Residues	Atoms					ZeroOcc	AltConf	Trace
56	BY	101	Total	C	N	O	S	0	0	1
			776	500	149	123	4			
56	DY	101	Total	C	N	O	S	0	0	1
			776	500	149	123	4			

- Molecule 57 is a protein called 50S RIBOSOMAL PROTEIN L25.

Mol	Chain	Residues	Atoms					ZeroOcc	AltConf	Trace
57	BZ	187	Total	C	N	O	S	0	0	1
			1482	944	264	272	2			
57	DZ	187	Total	C	N	O	S	0	0	1
			1482	944	264	272	2			

- Molecule 58 is a RNA chain called MRNA.

Mol	Chain	Residues	Atoms					ZeroOcc	AltConf	Trace
58	CX	8	Total	C	N	O	P	0	0	0
			173	79	37	50	7			

- Molecule 59 is MAGNESIUM ION (three-letter code: MG) (formula: Mg).

Mol	Chain	Residues	Atoms		ZeroOcc	AltConf
59	AA	373	Total	Mg	0	0
			373	373		
59	AC	2	Total	Mg	0	0
			2	2		
59	AD	3	Total	Mg	0	0
			3	3		
59	AH	1	Total	Mg	0	0
			1	1		
59	AI	3	Total	Mg	0	0
			3	3		
59	AL	6	Total	Mg	0	0
			6	6		
59	AN	2	Total	Mg	0	0
			2	2		
59	AO	2	Total	Mg	0	0
			2	2		
59	AP	1	Total	Mg	0	0
			1	1		
59	AQ	3	Total	Mg	0	0
			3	3		
59	AT	1	Total	Mg	0	0
			1	1		
59	AV	7	Total	Mg	0	0
			7	7		
59	AX	4	Total	Mg	0	0
			4	4		
59	AY	3	Total	Mg	0	0
			3	3		

Continued on next page...

Continued from previous page...

Mol	Chain	Residues	Atoms		ZeroOcc	AltConf
59	B0	2	Total 2	Mg 2	0	0
59	B1	1	Total 1	Mg 1	0	0
59	B5	3	Total 3	Mg 3	0	0
59	B6	1	Total 1	Mg 1	0	0
59	B7	1	Total 1	Mg 1	0	0
59	BA	709	Total 709	Mg 709	0	0
59	BB	6	Total 6	Mg 6	0	0
59	BD	5	Total 5	Mg 5	0	0
59	BE	4	Total 4	Mg 4	0	0
59	BF	1	Total 1	Mg 1	0	0
59	BH	4	Total 4	Mg 4	0	0
59	BN	1	Total 1	Mg 1	0	0
59	BO	1	Total 1	Mg 1	0	0
59	BP	4	Total 4	Mg 4	0	0
59	BQ	1	Total 1	Mg 1	0	0
59	BR	5	Total 5	Mg 5	0	0
59	BT	1	Total 1	Mg 1	0	0
59	BU	2	Total 2	Mg 2	0	0
59	BY	1	Total 1	Mg 1	0	0
59	CA	184	Total 184	Mg 184	0	0
59	CC	3	Total 3	Mg 3	0	0

Continued on next page...

Continued from previous page...

Mol	Chain	Residues	Atoms		ZeroOcc	AltConf
59	CD	1	Total 1	Mg 1	0	0
59	CH	1	Total 1	Mg 1	0	0
59	CJ	2	Total 2	Mg 2	0	0
59	CM	3	Total 3	Mg 3	0	0
59	CP	1	Total 1	Mg 1	0	0
59	CQ	1	Total 1	Mg 1	0	0
59	CS	2	Total 2	Mg 2	0	0
59	CV	12	Total 12	Mg 12	0	0
59	CY	1	Total 1	Mg 1	0	0
59	D0	4	Total 4	Mg 4	0	0
59	D1	2	Total 2	Mg 2	0	0
59	D2	1	Total 1	Mg 1	0	0
59	D3	1	Total 1	Mg 1	0	0
59	D5	3	Total 3	Mg 3	0	0
59	D6	2	Total 2	Mg 2	0	0
59	D7	4	Total 4	Mg 4	0	0
59	D8	1	Total 1	Mg 1	0	0
59	D9	1	Total 1	Mg 1	0	0
59	DA	897	Total 897	Mg 897	0	0
59	DB	11	Total 11	Mg 11	0	0
59	DD	6	Total 6	Mg 6	0	0

Continued on next page...

Continued from previous page...

Mol	Chain	Residues	Atoms		ZeroOcc	AltConf
59	DE	4	Total	Mg	0	0
			4	4		
59	DF	3	Total	Mg	0	0
			3	3		
59	DN	3	Total	Mg	0	0
			3	3		
59	DO	1	Total	Mg	0	0
			1	1		
59	DP	6	Total	Mg	0	0
			6	6		
59	DR	2	Total	Mg	0	0
			2	2		
59	DT	1	Total	Mg	0	0
			1	1		
59	DU	4	Total	Mg	0	0
			4	4		
59	DW	1	Total	Mg	0	0
			1	1		
59	DY	1	Total	Mg	0	0
			1	1		

- Molecule 60 is ZINC ION (three-letter code: ZN) (formula: Zn).

Mol	Chain	Residues	Atoms		ZeroOcc	AltConf
60	AD	2	Total	Zn	0	0
			2	2		
60	AN	1	Total	Zn	0	0
			1	1		
60	CD	1	Total	Zn	0	0
			1	1		


- Molecule 61 is water.

Mol	Chain	Residues	Atoms		ZeroOcc	AltConf
61	AA	2	Total	O	0	0
			2	2		

3 Residue-property plots

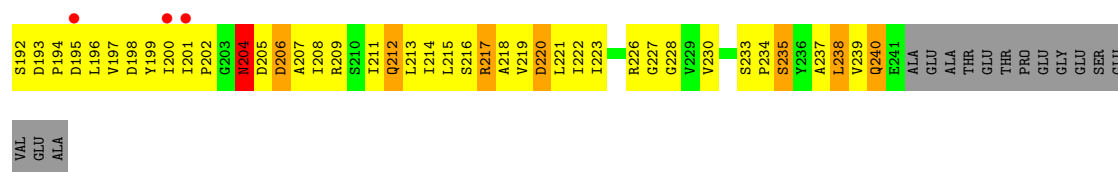
These plots are drawn for all protein, RNA, DNA and oligosaccharide chains in the entry. The first graphic for a chain summarises the proportions of the various outlier classes displayed in the second graphic. The second graphic shows the sequence view annotated by issues in geometry and electron density. Residues are color-coded according to the number of geometric quality criteria for which they contain at least one outlier: green = 0, yellow = 1, orange = 2 and red = 3 or more. A red dot above a residue indicates a poor fit to the electron density ($RSRZ > 2$). Stretches of 2 or more consecutive residues without any outlier are shown as a green connector. Residues present in the sample, but not in the model, are shown in grey.

• Molecule 1: 16S ribosomal RNA

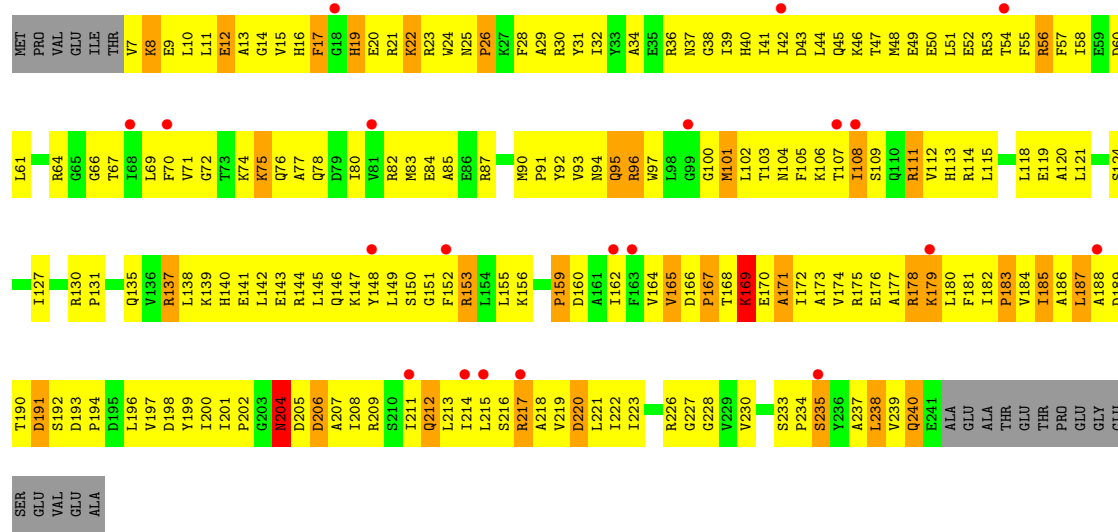


[illegible]

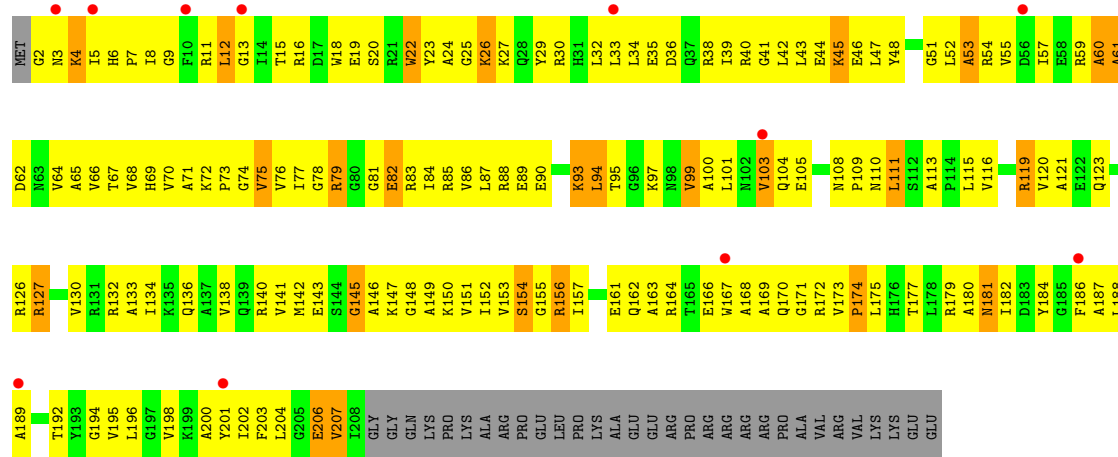




• Molecule 2: 30S RIBOSOMAL PROTEIN S2

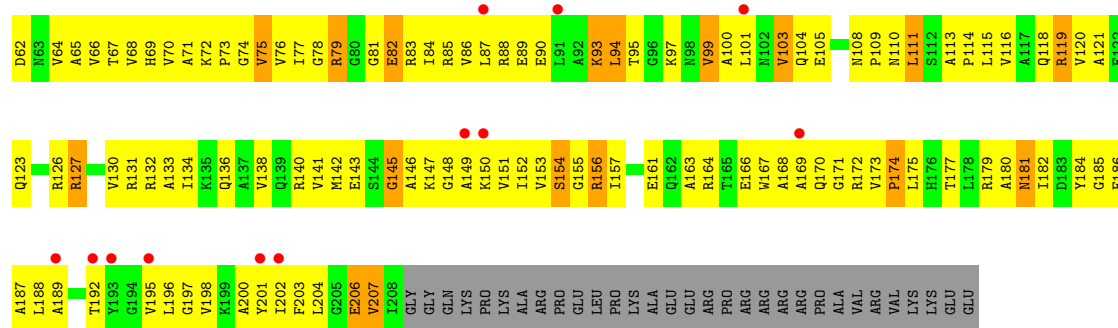


• Molecule 3: 30S RIBOSOMAL PROTEIN S3

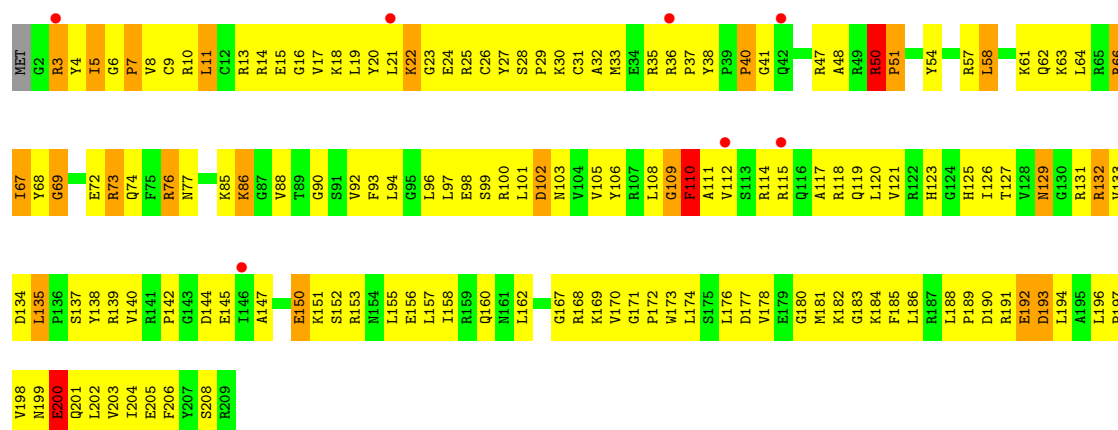


• Molecule 3: 30S RIBOSOMAL PROTEIN S3

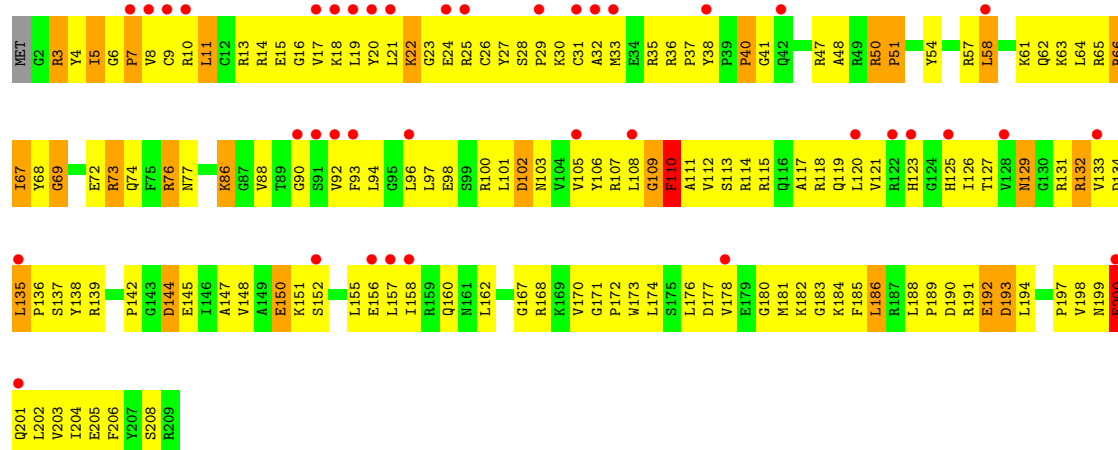




• Molecule 4: 30S RIBOSOMAL PROTEIN S4

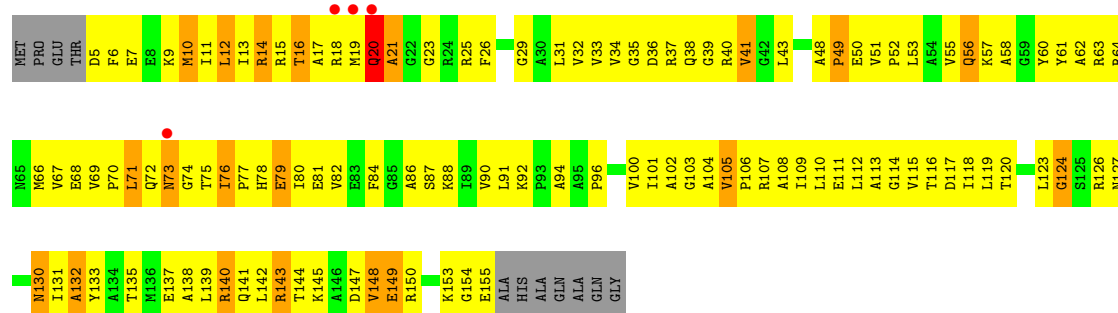


• Molecule 4: 30S RIBOSOMAL PROTEIN S4

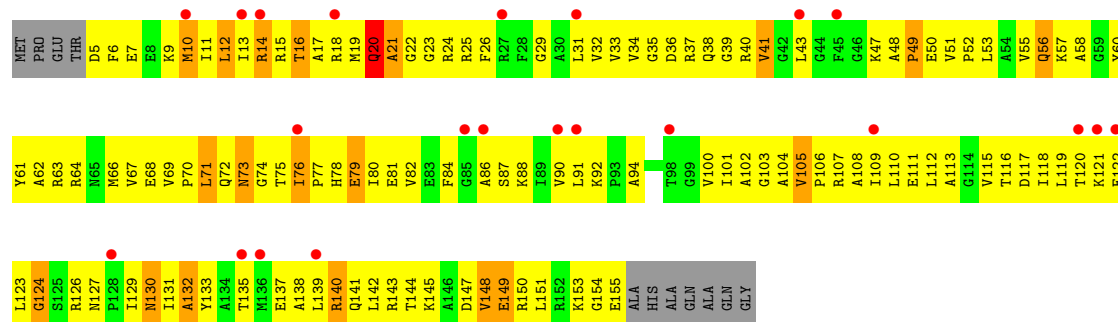


• Molecule 5: 30S RIBOSOMAL PROTEIN S5

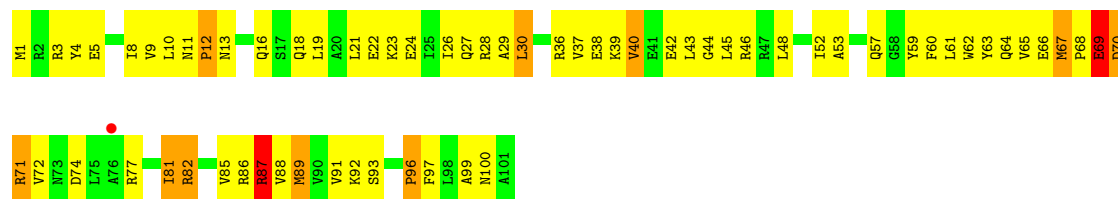




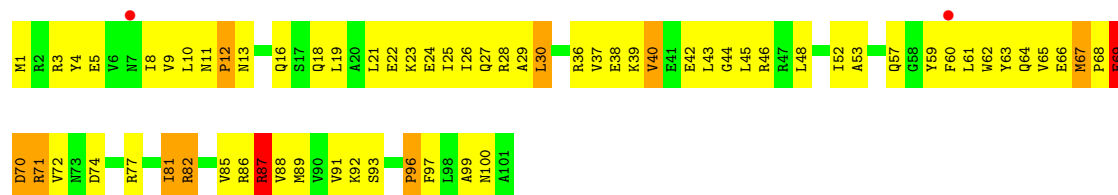
• Molecule 5: 30S RIBOSOMAL PROTEIN S5



• Molecule 6: 30S RIBOSOMAL PROTEIN S6

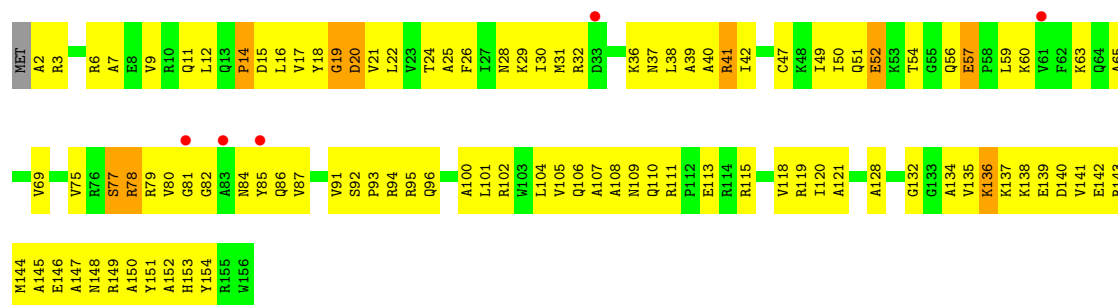


• Molecule 6: 30S RIBOSOMAL PROTEIN S6



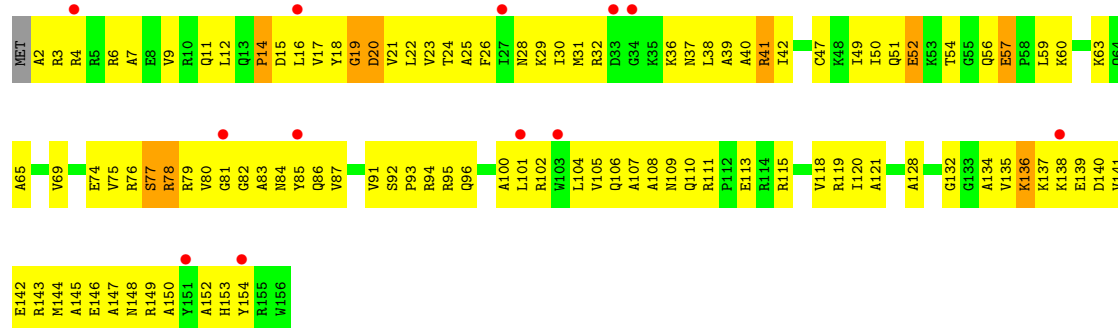
• Molecule 7: 30S RIBOSOMAL PROTEIN S7





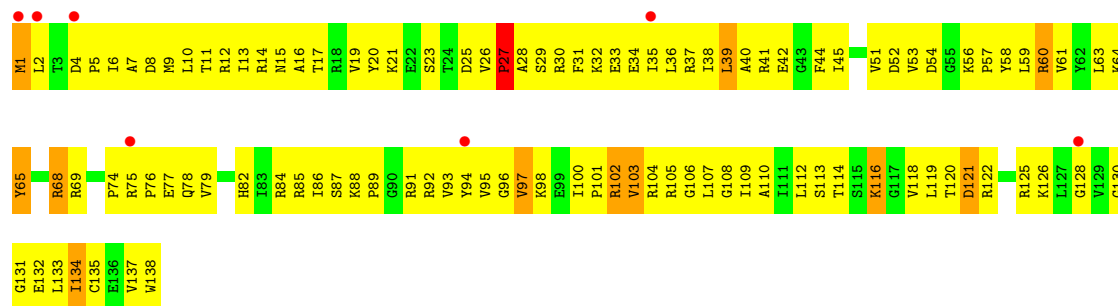
• Molecule 7: 30S RIBOSOMAL PROTEIN S7

Chain CG: 8% 32% 62% 6%



• Molecule 8: 30S RIBOSOMAL PROTEIN S8

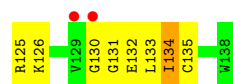
Chain AH: 5% 22% 69% 8%



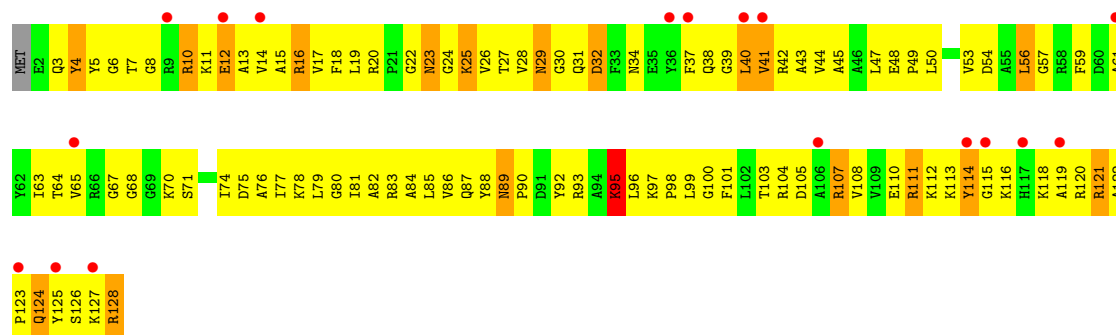
• Molecule 8: 30S RIBOSOMAL PROTEIN S8

Chain CH: 6% 23% 68% 8%

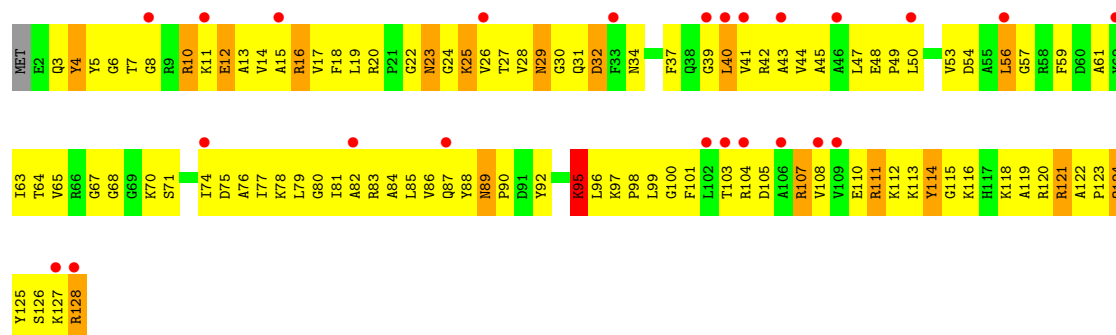




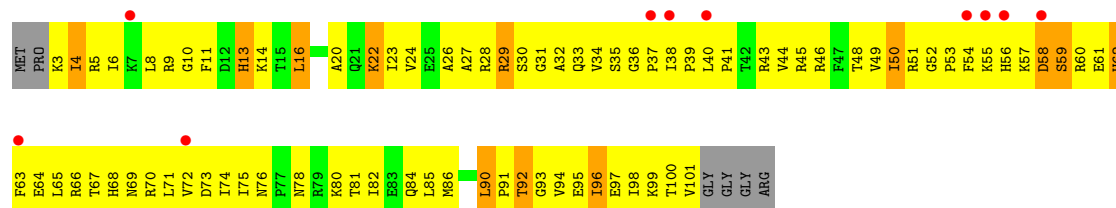
• Molecule 9: 30S RIBOSOMAL PROTEIN S9

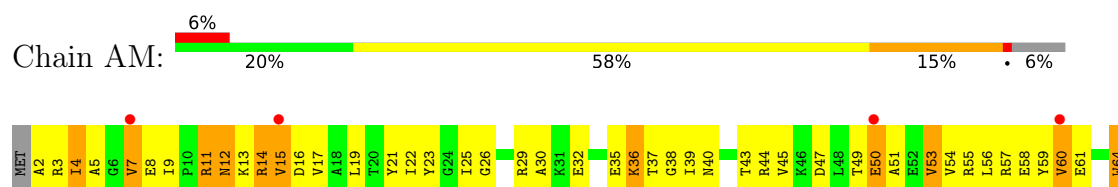


• Molecule 9: 30S RIBOSOMAL PROTEIN S9

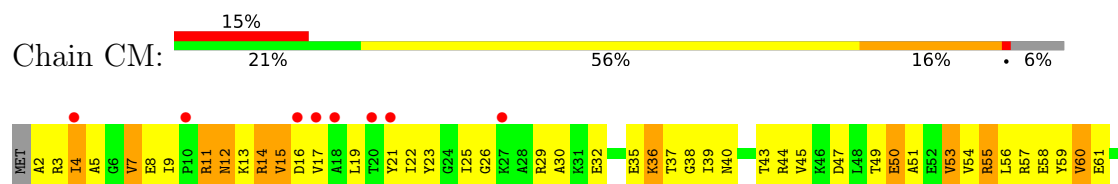


• Molecule 10: 30S RIBOSOMAL PROTEIN S10

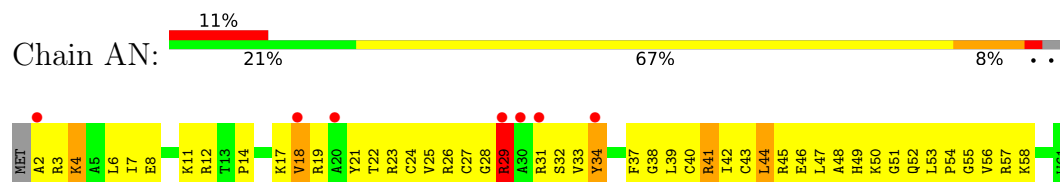




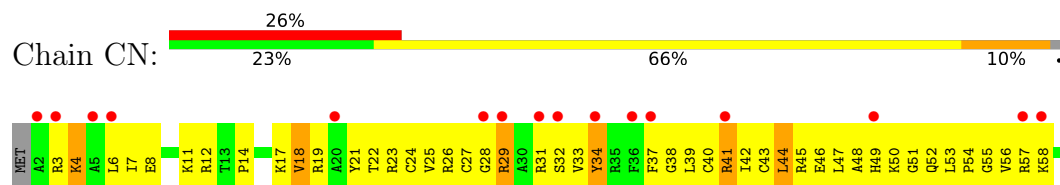
- Molecule 13: 30S RIBOSOMAL PROTEIN S13



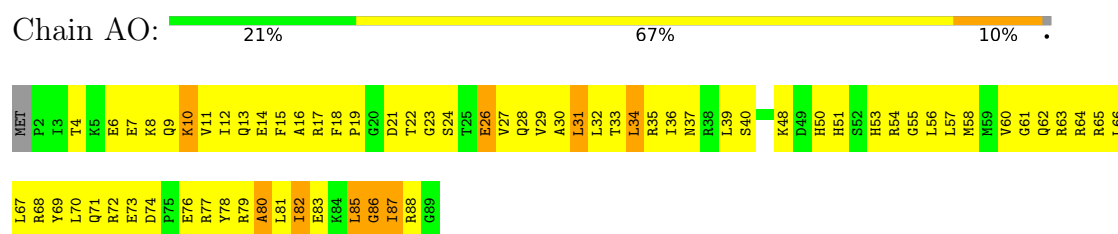
- Molecule 14: 30S RIBOSOMAL PROTEIN S14 TYPE Z



- Molecule 14: 30S RIBOSOMAL PROTEIN S14 TYPE Z

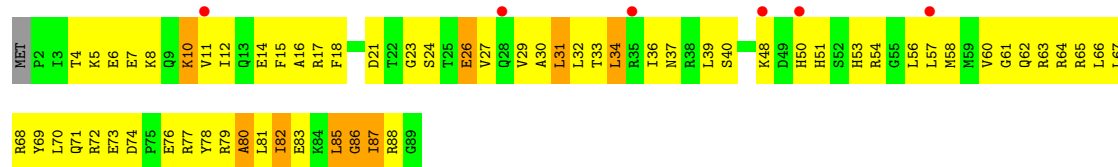


- Molecule 15: 30S RIBOSOMAL PROTEIN S15

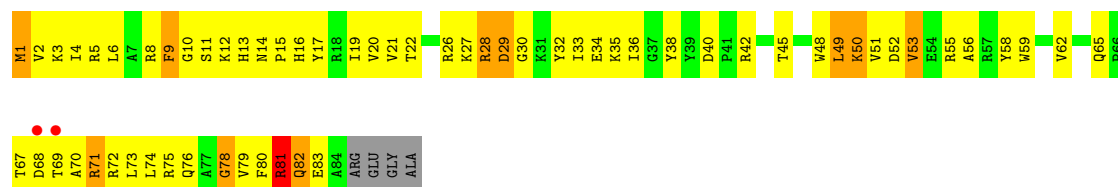


- Molecule 15: 30S RIBOSOMAL PROTEIN S15

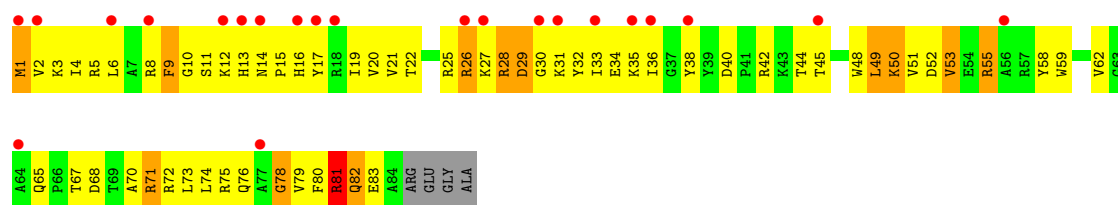




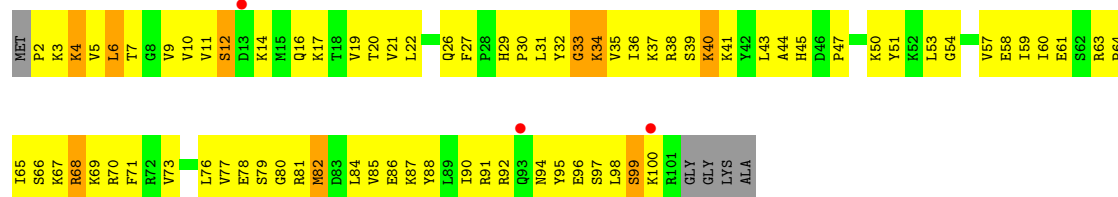
• Molecule 16: 30S RIBOSOMAL PROTEIN S16



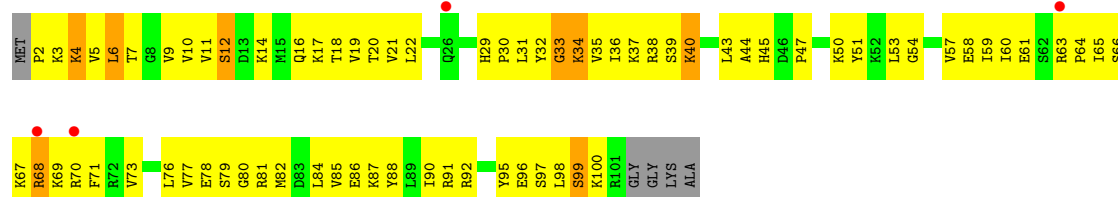
• Molecule 16: 30S RIBOSOMAL PROTEIN S16



• Molecule 17: 30S RIBOSOMAL PROTEIN S17

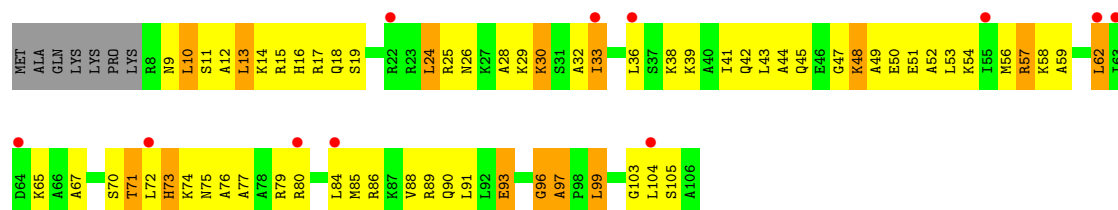


• Molecule 17: 30S RIBOSOMAL PROTEIN S17

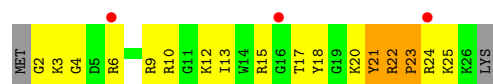


• Molecule 18: 30S RIBOSOMAL PROTEIN S18

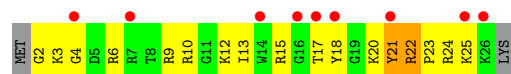




- Molecule 21: 30S RIBOSOMAL PROTEIN THX



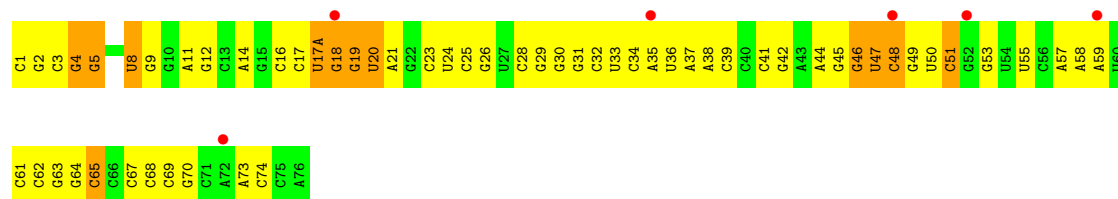
- Molecule 21: 30S RIBOSOMAL PROTEIN THX



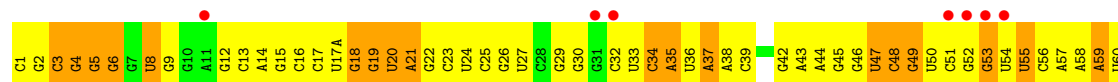
- Molecule 22: E-SITE TRNA PHE OR P-SITE TRNA PHE




- Molecule 22: E-SITE TRNA PHE OR P-SITE TRNA PHE




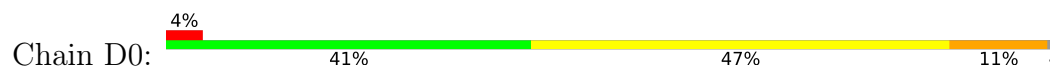
- Molecule 22: E-SITE TRNA PHE OR P-SITE TRNA PHE



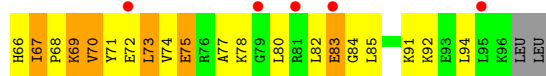
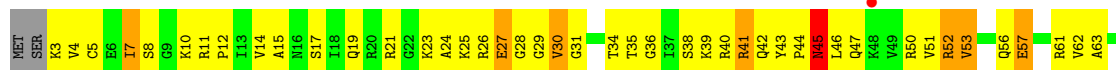






• Molecule 25: 50S RIBOSOMAL PROTEIN L27




• Molecule 26: 50S RIBOSOMAL PROTEIN L28



• Molecule 26: 50S RIBOSOMAL PROTEIN L28

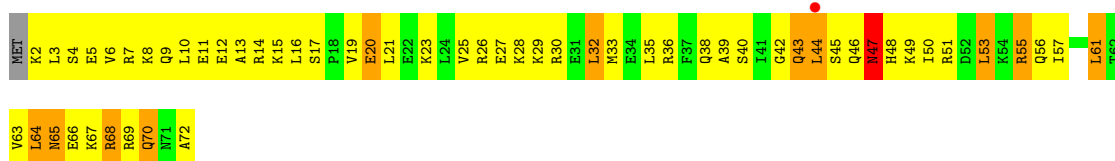


• Molecule 27: 50S RIBOSOMAL PROTEIN L29




• Molecule 27: 50S RIBOSOMAL PROTEIN L29

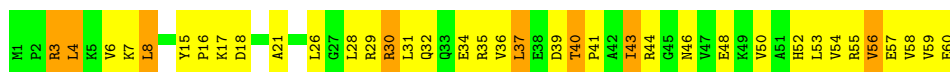




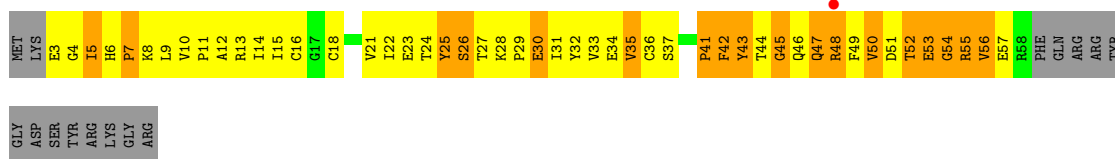
• Molecule 28: 50S RIBOSOMAL PROTEIN L30



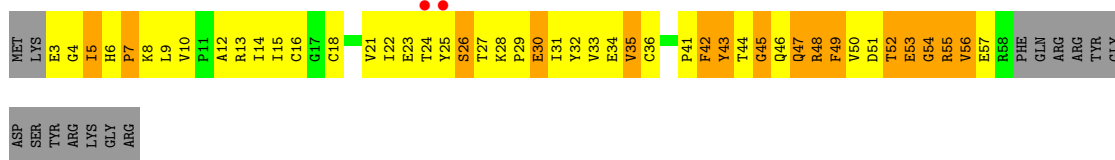
• Molecule 28: 50S RIBOSOMAL PROTEIN L30



• Molecule 29: 50S RIBOSOMAL PROTEIN L31



• Molecule 29: 50S RIBOSOMAL PROTEIN L31

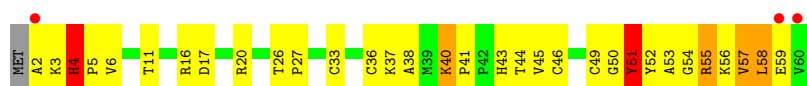


• Molecule 30: 50S RIBOSOMAL PROTEIN L32


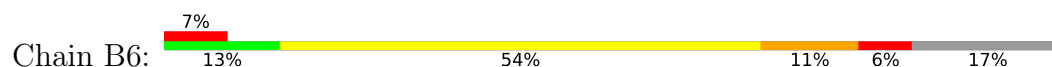


• Molecule 30: 50S RIBOSOMAL PROTEIN L32

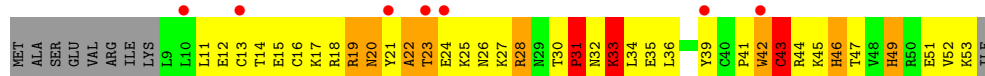
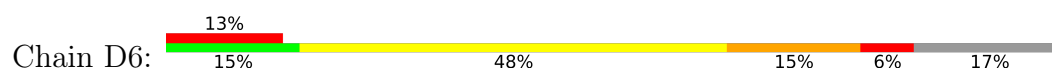




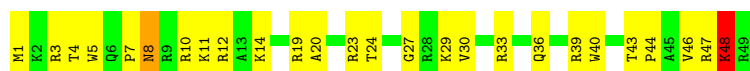
• Molecule 31: 50S RIBOSOMAL PROTEIN L33



• Molecule 31: 50S RIBOSOMAL PROTEIN L33



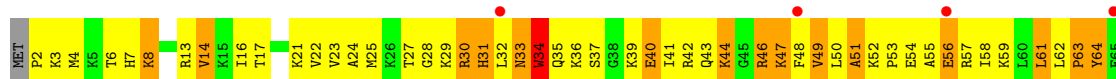
• Molecule 32: 50S RIBOSOMAL PROTEIN L34



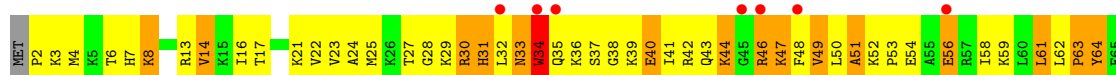
• Molecule 32: 50S RIBOSOMAL PROTEIN L34



• Molecule 33: 50S RIBOSOMAL PROTEIN L35



• Molecule 33: 50S RIBOSOMAL PROTEIN L35

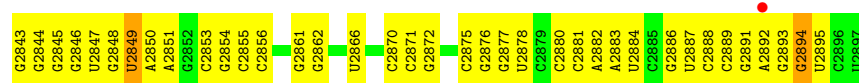


• Molecule 34: 50S RIBOSOMAL PROTEIN L36

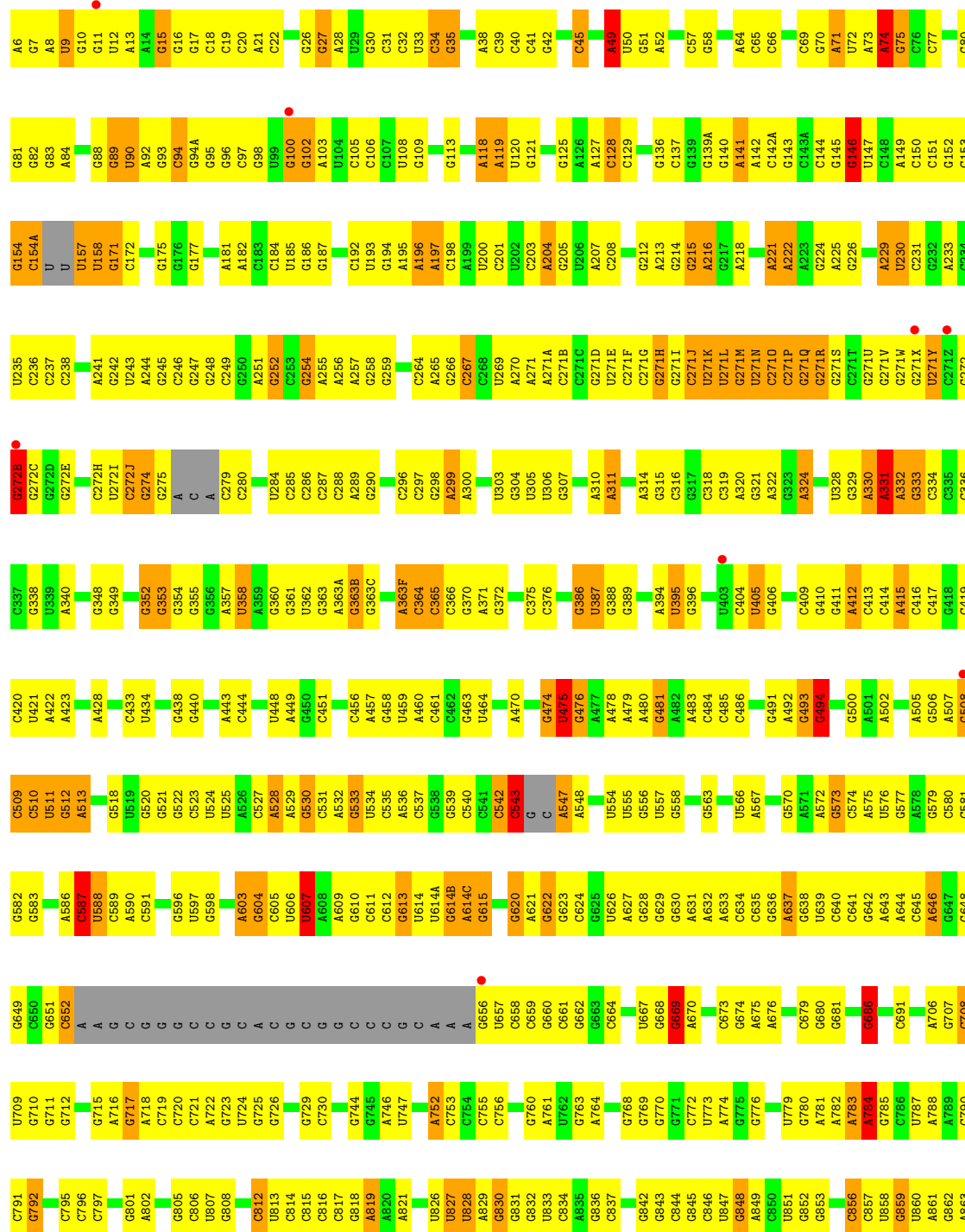


G1740	A1741	G1742	C1743	C1744	C1745	G1745A	G1746	G1747	G1747A	G1748	C1754	A1755	G1756	A1762	G1763	G1764	C1765	U1766	C1767	U1768	C1771	G1772	A1773	G1776	U1777	U1778	U1779	A1780	C1781	C1782	A1783	A1784	A1785	A1786	A1787	C1788	A1789	C1790	A1791	G1792	C1793	U1794	C1795	U1796	C1797	U1798	G1799	C1800	G1717	G1801	C1804	U1805	C1806	G1807	U1808	
A1496	U1497	C1498	G1499	G1500	G1501	C1502	U1503	C1504	C1505	C1506	A1507	A1508	C1509	A1509A	A1509B	C1510	C1511	U1512	C1513	U1514	C1515	C1516	G1517	G1518	G1519	U1520	U1523	G1526	G1527	A1528	A1528A	C1529	C1530	C1531	C1532	G1533	U	A	C	G	G	U	G	A	C1543	A1544	A1545	C1546	C1547	C1548	C1549	C1550	C1551	A1554	A1555	C1557
A1558	G1559	G1560	G1561	A1562	C1563	C1564	C1565	C1566	A1567	G1568	A1569	A1570	A1571	A1572	G1573	C1574	C1575	U1576	C1577	U1578	A1579	A1580	G1581	C1582	A1583	C1584	A1586	A1587	C1588	C1589	U1590	G1591	C1592	G1593	G1594	G1595	A1596	A1597	C1598	C1607	A1608	A1609	A1610	G1613	A1616	C1617	A1618	C1625	G1626	G1627	C1628	C1636	A1637	C1638	U1639	C1640
A1641	G1642	G1643	C1644	C1648	A1652	G1653	A1654	C1657	A1658	C1659	A1660	A1661	A1662	A1663	G1664	A1665	U1666	C1667	U1668	G1674	U1676	C1677	U1678	C1684	C1685	C1686	G1687	U1688	U1692	C1693	C1694	G1695	G1696	G1697	A1698	G1699	A1700	A1701	G1702	G1705	U1706	U1709	C1710	C1711	C1712	U1713	G1714	G1717	G1718	G1719	U1720	G1721	A1722	U1739		
G1355	G1356	U1357	G1358	A1359	A1360	G1361	C1362	C1363	G1364	A1365	G1368	G1369	A1373	G1374	C1375	A1378	A1379	G1380	A1384	G1385	C1386	C1387	A1301	A1302	G1309	C1314	C1315	U1316	A1317	C1318	G1324	C1327	G1328	A1331	G1332	A1336	G1337	G1338	G1339	G1344	C1345	G1346	G1347	G1348	A1349	G1352	A1353	U1354	A1354							
G1193	A1194	C1195	C1196	G1197	U1198	G1203	A1204	U1205	A1210	U1211	G1212	G1215	G1216	G1217	A1143	G1144	C1145	C1146	C1147	A1148	G1149	C1150	G1151	G1154	A1155	A1156	C1161	G1162	G1163	G1164	U1165	C1166	U1167	G1168	G1169	U1170	G1171	G1173	A1174	U1175	G1176	G1177	A1178	C1179	C1180	C1181	A1182	G1187	U1188	A1189	G1190	G1191	C1192			
C1271	A1272	U1273	A1276	G1277	A1278	G1280	U1281	U1282	G1283	A1284	G1285	U1288	C1289	G1290	C1291	U1292	C1293	C1297	C1298	G1299	U1300	A1301	A1302	G1309	C1314	C1315	U1316	A1317	C1318	G1324	C1327	G1328	A1331	G1332	A1336	G1337	G1338	G1339	G1344	C1345	G1346	G1347	G1348	A1349	U1352	A1353	U1354	A1354								
C1432	U1433	A1434	G1435	G1436	U1438	A1439	G1440	G1441	G1442	G1443	A1444	A1445	C1445A	G1446	G1447	G1448	A1449	G1450	A1451	A1452	U1453	G1454	G1455	G1459	G1461	G1464	G1465	G1466	G1467	G1468	A1469	G1470	A1471	A1472	G1475	C1476	A1477	G1478	G1479	G1480	U1481	G1482	G1483	G1485	A1486	G1487	G1488	U1489	A1490	G1491	G1492	C1493	A1494	A1495		
A1496	U1497	C1498	G1499	G1500	G1501	C1502	U1503	C1504	C1505	C1506	A1507	A1508	C1509	A1509A	A1509B	C1510	C1511	U1512	C1513	U1514	C1515	C1516	G1517	G1518	G1519	U1520	U1523	G1526	G1527	A1528	A1528A	C1529	C1530	C1531	C1532	G1533	U	A	C	G	G	U	G	A	C1543	A1544	A1545	C1546	C1547	C1548	C1549	C1550	C1551	A1554	A1555	C1557
A1558	G1559	G1560	G1561	A1562	C1563	C1564	C1565	C1566	A1567	G1568	A1569	A1570	A1571	A1572	G1573	C1574	C1575	U1576	C1577	U1578	A1579	A1580	G1581	C1582	A1583	C1584	A1586	A1587	C1588	C1589	U1590	G1591	C1592	G1593	G1594	G1595	A1596	A1597	C1598	C1607	A1608	A1609	A1610	G1613	A1616	C1617	A1618	C1625	G1626	G1627	C1628	C1636	A1637	C1638	U1639	C1640
A1641	G1642	G1643	C1644	C1648	A1652	G1653	A1654	C1657	A1658	C1659	A1660	A1661	A1662	A1663	G1664	A1665	U1666	C1667	U1668	G1674	U1676	C1677	U1678	C1684	C1685	C1686	G1687	U1688	U1692	C1693	C1694	G1695	G1696	G1697	A1698	G1699	A1700	A1701	G1702	G1705	U1706	U1709	C1710	C1711	C1712	U1713	G1714	G1717	G1718	G1719	U1720	G1721	A1722	U1739		
A1740	A1741	G1742	C1743	C1744	C1745	G1745A	G1746	G1747	G1747A	G1748	C1754	A1755	G1756	A1762	G1763	G1764	C1765	U1766	C1767	U1768	C1771	G1772	A1773	G1776	U1777	U1778	U1779	A1780	C1781	C1782	A1783	A1784	A1785	A1786	A1787	C1788	A1789	C1790	A1791	G1792	C1793	U1794	C1795	U1796	C1797	U1798	G1799	C1800	G1801	C1804	U1805	C1806	G1807	U1808		
A706	G707	C708	A709	G710	G711	G712	G715	A716	G717	A718	C719	C720	C721	A722	G723	G729	C730	G733	A734	A735	C736	A762	C753	C754	C755	C756	G760	A761	A764	G768	G769	G770	U773	A774	G775	G776	A777	G778	U779	G780	A781	A782	A783	A784	G785											
C786	U787	A788	A789	C790	G791	G792	A793	C796	G797	A802	G805	C806	G807	A808	G808	C812	U813	C814	C815	C816	C817	G818	A819	A820	A821	U826	U827	U828	A829	G830	G831	G832	U833	C834	A835	G836	C837	G842	G843	C844	G845	C846	U847	G848	A849	C850	U851	G852	G853	C856	C857	U858	G859			
U860	A861	G862	A863	G864	C865	A866	G869	A870	C874	G875	C876	C877	G878	A879	G880	G881	G882	G883	C886	A887	C888	C889	A890	C892	C893	C894	C895	C896	C897	G898	C902	C903	U905	G906	G907	C908	A909	A910	A911	C912	U913	C914	C915	A917	G920	G921	U922	C923	U924	C925						
A926	G927	G932	G933	G938	A941	G942	U943	G944	A945	G946	G950	C951	G952	A953	G954	C955	G956	A957	U958	A959	A960	C961	G962	U963	C964	C965	G966	C967	G968	U969	C970	C971	G972	A973	G974	C975	G977	G978	G979	A980	A983	C986	G987	C991	C992	G993	A996	C997	C998	U999	A1000					
A1001	G1002	G1003	C1004	C1005	C1006	G1011	U1012	C1013	U1014	G1015	G1016	U1019	U1020	A1021	G1022	U1023	G1024	G1025	U1026	A1027	A1028	A1029	A1032	U1033	C1034	U1035	C1036	G1037	C1038	G1039	C1040	C1041	G1044	A1045	A1046	G1047	A1048	C1049	A1050	G1051	C1052	C1053	A1056	G107	U108	G109	G110	A111	G112	U113	G114	G115	C1116	G117	C118	

C2772	C2773	C2774	A2775	C2776	C2777	C2778	C2779	C2780	A2781	C2782	C2783	C2784	C2785	C2786	C2787	C2788	C2789	A2790	C2791	C2792	C2793	C2794	C2795	C2796	C2797	C2798	C2799	A2800	A2801	A2802	C2803	C2804	C2805	C2806	C2807	C2808	A2809	A2810	A2811	C2812	C2815	C2818	C2819	A2820	A2821	C2822	A2823	C2828	C2829	C2832	C2833	A2834	A2835	C2836	C2837	C2838	C2839	C2842	
U2711	U2712	U2713	U2714	U2715	U2716	U2717	U2718	U2719	U2720	A2721	C2722	C2723	C2724	A2725	U2726	C2727	C2728	U2728	C2729	C2730	C2731	C2732	A2733	A2734	C2735	C2736	C2737	A2738	U2739	A2740	C2741	C2742	C2743	C2744	U2745	U2746	C2747	A2748	A2749	A2750	C2751	C2752	A2753	A2754	C2755	U2756	A2757	A2758	C2759	C2760	C2761	C2762	A2765	C2766	C2767	C2768	C2769	C2770	C2771
G2644	G2645	G2646	U2647	G2648	U2649	U2650	U2653	A2654	A2657	C2658	G2659	A2660	G2661	G2662	G2663	G2664	A2665	C2666	C2667	G2668	G2669	G2672	G2673	C2676	C2677	C2678	C2679	C2680	C2681	C2682	U2683	U2684	C2685	U2689	C2690	C2691	C2692	A2693	C2694	C2695	U2696	U2697	C2698	C2699	C2700	C2701	U2702	C2703	C2704	A2705	C2706	C2709	C2710						
G2570	G2573	C2574	C2575	C2576	C2577	C2578	C2579	U2580	C2581	C2582	C2583	U2584	U2585	C2586	C2587	C2588	C2589	C2590	C2591	C2592	C2593	C2594	G2597	A2600	C2601	A2602	G2603	C2606	U2609	C2610	U2611	C2612	U2615	C2616	C2617	C2618	C2619	C2620	C2627	C2630	C2631	A2632	U2636	C2637	C2638	C2639	C2640	C2641	C2642	C2643									
G2413	U2414	G2415	C2416	C2417	C2418	U2419	C2420	C2421	C2422	U2423	C2424	A2425	U2426	C2427	C2428	C2429	C2430	A2434	U2438	C2439	C2440	C2441	C2442	C2443	C2444	U2447	C2448	U2449	A2450	A2451	C2452	G2455	C2456	C2463	C2464	C2465	C2466	C2467	G2468	A2469	C2470	C2471	C2472	U2473	C2474	C2475	C2476	C2477	A2478	U2408	C2409	C2410	A2412						
G2340	G2341	C2342	C2343	C2344	G2345	C2346	C2347	C2348	C2349	C2350	C2351	G2354	U2357	C2358	C2359	A2360	A2361	C2364	C2365	C2366	C2367	G2372	C2373	C2374	C2375	C2376	C2377	C2381	C2382	C2383	C2384	C2385	C2386	U2387	U2390	C2391	C2392	A2393	C2394	C2395	C2396	G2400	C2402	U2406	C2407	U2408	C2409	C2410	A2412										
C2275	C2276	C2277	C2278	C2279	C2280	C2281	C2282	C2283	C2284	C2285	C2286	C2287	C2288	C2289	C2290	C2291	C2292	C2293	C2297	C2298	C2299	C2300	C2301	C2302	C2303	C2304	C2305	C2306	C2307	C2308	A2309	A2310	C2311	C2312	C2313	C2314	C2315	C2316	C2317	C2318	C2319	C2320	C2321	C2322	C2323	C2327	A2328	C2329	C2330	C2331	C2332	C2333	C2334	A2335	C2336	C2339			
G2186	U2189	G2192	C2193	C2194	C2195	C2196	U2197	C2198	C2199	C2200	C2201	C2202	C2203	C2204	C2205	C2206	C2207	C2208	U2218	C2219	C2220	C2221	C2222	C2223	C2224	C2225	C2226	A2227	G2230	C2231	U2232	C2233	C2234	C2238	C2239	U2243	U2244	U2245	C2246	C2247	C2248	C2256	U2257	C2258	C2259	U2262	C2263	C2264	C2265	A2268	U2272	A2273	A2274						
U2118	A2119	G2120	G2123	C2124	C2125	A2126	C2127	C2128	C2129	U2130	U2131	U2132	C2133	C2134	C2135	C2136	C2137	C2138	C2139	C2140	C2141	C2142	C2143	U2144	C2145	C2146	C2147	C2148	G2154	C2155	C2156	C2157	A2158	C2159	C2160	C2161	C2162	C2163	C2166	U2167	C2168	C2169	C2170	C2171	U2172	C2173	C2174	C2175	C2176	C2177	C2178	C2179	G2182	C2183					
C2040	U2041	C2042	C2043	G2052	C2055	C2056	C2057	A2060	C2061	C2062	C2063	C2064	C2065	C2066	C2067	C2068	C2069	C2072	C2073	C2074	C2075	U2079	C2080	C2081	C2084	C2085	U2086	C2087	C2090	U2091	C2092	C2093	U2098	U2099	C2100	C2101	C2102	C2103	C2104	C2105	C2106	C2107	C2108	U2109	C2110	C2111	C2112	C2113	A2114	C2115	C2116	A2117							
G1964	C1967	G1968	C1969	A1970	A1971	A1972	C1973	C1974	C1982	C1983	C1987	C1988	C1989	C1990	C1991	C1992	C1993	C1996	C1997	C1998	C1999	C2000	C2001	C2002	C2007	C2008	C2009	C2010	A2014	A2015	U2016	A2019	A2020	C2021	U2022	C2023	C2024	C2025	C2026	C2027	U2028	C2029	A2030	C2031	C2032	C2033	U2034	C2035	C2036	C2037	C2038	C2039							
C1886	C1887	C1888	A1889	C1894	C1895	C1896	C1897	C1898	C1899	C1900	C1901	C1902	C1903	C1904	C1905	C1906	C1907	C1908	C1909	C1910	C1911	C1912	C1913	C1914	C1915	C1916	C1917	C1918	C1919	C1920	C1921	C1922	C1925	C1926	C1927	C1928	C1929	C1930	C1934	C1935	C1936	C1937	C1938	C1939	C1945	U1946	A1953	C1954	C1955	C1956	C1957	C1962	U1963						
A1809	A1810	G1811	A1815	A1816	C1817	U1818	A1819	U1820	A1821	G1824	A1825	C1826	C1827	C1828	C1829	C1830	C1831	C1832	C1833	C1834	C1835	C1836	C1837	C1838	C1839	C1844	C1845	C1846	C1847	A1848	U1851	C1852	A1853	C1855	C1856	C1857	C1858	C1859	C1860	C1861	C1862	C1863	U1864	A1876	A1877	C1878	C1879	C1880	C1881	C1882	C1883	A1884	A1885						



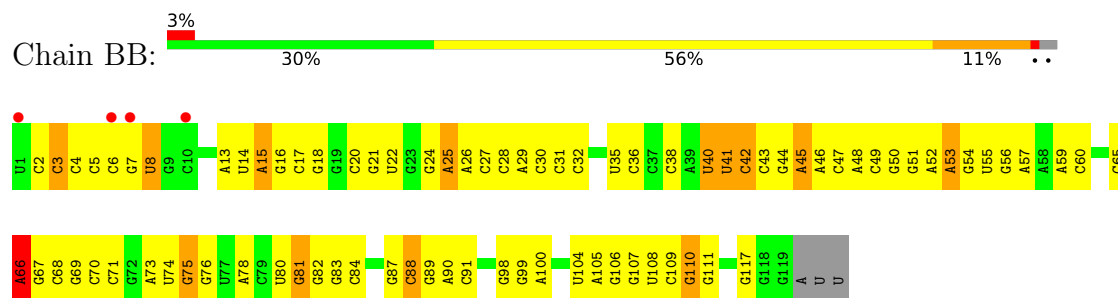
• Molecule 35: 23S ribosomal RNA



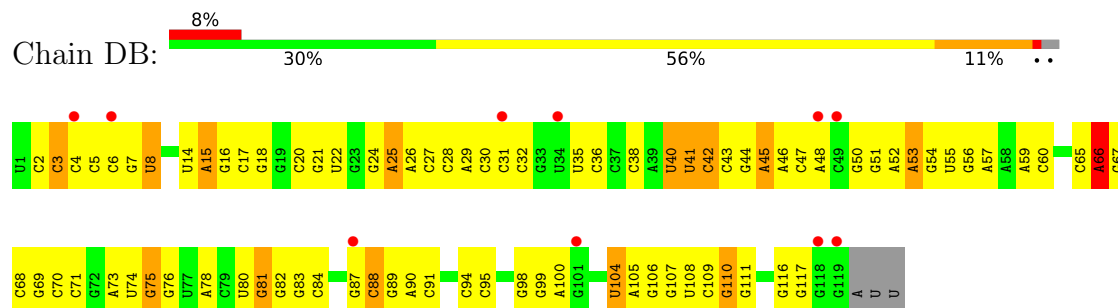
G1810	G1811	G1815	G1816	G1817	G1818	G1819	G1820	G1821	A1825	G1826	G1827	G1828	A1829	G1830	G1831	G1832	U1833	U1834	G1835	C1836	C1837	C1838	G1839	G1844	G1845	G1846	A1847	A1848	A1853	G1855	G1856	G1857	G1858	A1859	G1860	G1861	G1862	G1863	U1864	A1876	A1877	G1878	C1879	C1880	C1881	C1882	G1883	A1884	U1885	C1886	C1887	G1888	A1889				
C1745	C1745A	G1747	G1747A	G1748	A1749	A1665	C1751	G1752	G1753	C1754	A1755	G1756		G1762	G1763	G1764	C1765	U1766	C1684	C1685	C1686	C1687	G1771	G1772	A1773	G1776	U1777	U1778	U1779	A1780	C1781	C1782	A1783	A1784	A1785	A1786	G1705	U1706	U1709	A1791	G1792	C1793	U1794	C1795	U1796	C1797	U1797	U1798	C1799	C1800	G1801	C1804	U1805	C1806	G1807	U1808	A1809
C1657	C1658	C1662	C1663	C1664	A1665	A1666	C1667	A1668	A1669	C1670			G1674	G1678	U1679	U1680	C1588	C1589	C1684	C1685	C1686	C1687	U1688	A1689	U1692	U1693	C1694	G1695	A1697	C1697	C1698	A1610	G1613	A1614	C1615	A1616	C1617	A1618	C1625	G1626	C1636	A1637	C1638	U1639	C1640	A1641	G1642	G1643	C1644	A1722	U1739	G1740	A1741	G1742	C1743	C1744	
A1569	A1570	C1509	A1509A	A1509B	C1510	C1511	U1512	U1513	U1514	G1515	C1516	U1517	U1518	G1519	G1520	U1523	G1526	G1527	A1528	A1528A	G1529	C1530	C1531	C1532	G1533	U	A	C	G	G	U	U	G	G	A	C1543	A1544	A1545	C1546	C1547	C1548	C1549	C1550	C1551		A1554	C1557	A1558	G1559	A1641	G1642	G1643	C1644	C1648	A1652	G1653	A1654
A1571	A1572	A1573	A1509A	A1509B	C1510	C1511	U1512	U1513	U1514	G1515	C1516	U1517	U1518	G1519	G1520	U1523	G1526	G1527	A1528	A1528A	G1529	C1530	C1531	C1532	G1533	U	A	C	G	G	U	U	G	G	A	C1543	A1544	A1545	C1546	C1547	C1548	C1549	C1550	C1551		A1554	C1557	A1558	G1559	A1641	G1642	G1643	C1644	C1648	A1652	G1653	A1654
A1572	A1573	A1574	A1575	A1576	A1577	A1578	A1579	A1580	A1581	A1582	A1583	C1584	A1586	A1587	C1588	C1589	U1590	G1591	C1592	G1593	G1594	G1595	A1596	A1597	C1598	C1607	A1608	A1609	A1610	G1613	A1614	C1615	A1616	C1617	A1618	C1625	G1626	C1636	A1637	C1638	U1639	C1640	A1641	G1642	G1643	C1644	C1648	A1652	G1653	A1654							
A1573	A1574	A1575	A1576	A1577	A1578	A1579	A1580	A1581	A1582	A1583	C1584	A1586	A1587	C1588	C1589	U1590	G1591	C1592	G1593	G1594	G1595	A1596	A1597	C1598	C1607	A1608	A1609	A1610	G1613	A1614	C1615	A1616	C1617	A1618	C1625	G1626	C1636	A1637	C1638	U1639	C1640	A1641	G1642	G1643	C1644	C1648	A1652	G1653	A1654								
A1574	A1575	A1576	A1577	A1578	A1579	A1580	A1581	A1582	A1583	C1584	A1586	A1587	C1588	C1589	U1590	G1591	C1592	G1593	G1594	G1595	A1596	A1597	C1598	C1607	A1608	A1609	A1610	G1613	A1614	C1615	A1616	C1617	A1618	C1625	G1626	C1636	A1637	C1638	U1639	C1640	A1641	G1642	G1643	C1644	C1648	A1652	G1653	A1654									
A1575	A1576	A1577	A1578	A1579	A1580	A1581	A1582	A1583	C1584	A1586	A1587	C1588	C1589	U1590	G1591	C1592	G1593	G1594	G1595	A1596	A1597	C1598	C1607	A1608	A1609	A1610	G1613	A1614	C1615	A1616	C1617	A1618	C1625	G1626	C1636	A1637	C1638	U1639	C1640	A1641	G1642	G1643	C1644	C1648	A1652	G1653	A1654										
A1576	A1577	A1578	A1579	A1580	A1581	A1582	A1583	C1584	A1586	A1587	C1588	C1589	U1590	G1591	C1592	G1593	G1594	G1595	A1596	A1597	C1598	C1607	A1608	A1609	A1610	G1613	A1614	C1615	A1616	C1617	A1618	C1625	G1626	C1636	A1637	C1638	U1639	C1640	A1641	G1642	G1643	C1644	C1648	A1652	G1653	A1654											
A1577	A1578	A1579	A1580	A1581	A1582	A1583	C1584	A1586	A1587	C1588	C1589	U1590	G1591	C1592	G1593	G1594	G1595	A1596	A1597	C1598	C1607	A1608	A1609	A1610	G1613	A1614	C1615	A1616	C1617	A1618	C1625	G1626	C1636	A1637	C1638	U1639	C1640	A1641	G1642	G1643	C1644	C1648	A1652	G1653	A1654												
A1578	A1579	A1580	A1581	A1582	A1583	C1584	A1586	A1587	C1588	C1589	U1590	G1591	C1592	G1593	G1594	G1595	A1596	A1597	C1598	C1607	A1608	A1609	A1610	G1613	A1614	C1615	A1616	C1617	A1618	C1625	G1626	C1636	A1637	C1638	U1639	C1640	A1641	G1642	G1643	C1644	C1648	A1652	G1653	A1654													
A1579	A1580	A1581	A1582	A1583	C1584	A1586	A1587	C1588	C1589	U1590	G1591	C1592	G1593	G1594	G1595	A1596	A1597	C1598	C1607	A1608	A1609	A1610	G1613	A1614	C1615	A1616	C1617	A1618	C1625	G1626	C1636	A1637	C1638	U1639	C1640	A1641	G1642	G1643	C1644	C1648	A1652	G1653	A1654														
A1580	A1581	A1582	A1583	C1584	A1586	A1587	C1588	C1589	U1590	G1591	C1592	G1593	G1594	G1595	A1596	A1597	C1598	C1607	A1608	A1609	A1610	G1613	A1614	C1615	A1616	C1617	A1618	C1625	G1626	C1636	A1637	C1638	U1639	C1640	A1641	G1642	G1643	C1644	C1648	A1652	G1653	A1654															
A1581	A1582	A1583	C1584	A1586	A1587	C1588	C1589	U1590	G1591	C1592	G1593	G1594	G1595	A1596	A1597	C1598	C1607	A1608	A1609	A1610	G1613	A1614	C1615	A1616	C1617	A1618	C1625	G1626	C1636	A1637	C1638	U1639	C1640	A1641	G1642	G1643	C1644	C1648	A1652	G1653	A1654																
A1582	A1583	C1584	A1586	A1587	C1588	C1589	U1590	G1591	C1592	G1593	G1594	G1595	A1596	A1597	C1598	C1607	A1608	A1609	A1610	G1613	A1614	C1615	A1616	C1617	A1618	C1625	G1626	C1636	A1637	C1638	U1639	C1640	A1641	G1642	G1643	C1644	C1648	A1652	G1653	A1654																	
A1583	C1584	A1586	A1587	C1588	C1589	U1590	G1591	C1592	G1593	G1594	G1595	A1596	A1597	C1598	C1607	A1608	A1609	A1610	G1613	A1614	C1615	A1616	C1617	A1618	C1625	G1626	C1636	A1637	C1638	U1639	C1640	A1641	G1642	G1643	C1644	C1648	A1652	G1653	A1654																		
A1584	A1586	A1587	C1588	C1589	U1590	G1591	C1592	G1593	G1594	G1595	A1596	A1597	C1598	C1607	A1608	A1609	A1610	G1613	A1614	C1615	A1616	C1617	A1618	C1625	G1626	C1636	A1637	C1638	U1639	C1640	A1641	G1642	G1643	C1644	C1648	A1652	G1653	A1654																			
A1586	A1587	C1588	C1589	U1590	G1591	C1592	G1593	G1594	G1595	A1596	A1597	C1598	C1607	A1608	A1609	A1610	G1613	A1614	C1615	A1616	C1617	A1618	C1625	G1626	C1636	A1637	C1638	U1639	C1640	A1641	G1642	G1643	C1644	C1648	A1652	G1653	A1654																				
A1587	C1588	C1589	U1590	G1591	C1592	G1593	G1594	G1595	A1596	A1597	C1598	C1607	A1608	A1609	A1610	G1613	A1614	C1615	A1616	C1617	A1618	C1625	G1626	C1636	A1637	C1638	U1639	C1640	A1641	G1642	G1643	C1644	C1648	A1652	G1653	A1654																					
C1588	C1589	U1590	G1591	C1592	G1593	G1594	G1595	A1596	A1597	C1598	C1607	A1608	A1609	A1610	G1613	A1614	C1615	A1616	C1617	A1618	C1625	G1626	C1636	A1637	C1638	U1639	C1640	A1641	G1642	G1643	C1644	C1648	A1652	G1653	A1654																						
C1589	U1590	G1591	C1592	G1593	G1594	G1595	A1596	A1597	C1598	C1607	A1608	A1609	A1610	G1613	A1614	C1615	A1616	C1617	A1618	C1625	G1626	C1636	A1637	C1638	U1639	C1640	A1641	G1642	G1643	C1644	C1648	A1652	G1653	A1654																							
U1590	G1591	C1592	G1593	G1594	G1595	A1596	A1597	C1598	C1607	A1608	A1609	A1610	G1613	A1614	C1615	A1616	C1617	A1618	C1625	G1626	C1636	A1637	C1638	U1639	C1640	A1641	G1642	G1643	C1644	C1648	A1652	G1653	A1654																								
G1591	C1592	G1593	G1594	G1595	A1596	A1597	C1598	C1607	A1608	A1609	A1610	G1613	A1614	C1615	A1616	C1617	A1618	C1625	G1626	C1636	A1637	C1638	U1639	C1640	A1641	G1642	G1643	C1644	C1648	A1652	G1653	A1654																									
C1592	G1593	G1594	G1595	A1596	A1597	C1598	C1607	A1608	A1609	A1610	G1613	A1614	C1615	A1616	C1617	A1618	C1625	G1626	C1636	A1637	C1638	U1639	C1640	A1641	G1642	G1643	C1644	C1648	A1652	G1653	A1654																										
G1593	G1594	G1595	A1596	A1597	C1598	C1607	A1608	A1609	A1610	G1613	A1614	C1615	A1616	C1617	A1618	C1625	G1626	C1636	A1637	C1638	U1639	C1640	A1641	G1642	G1643	C1644	C1648	A1652	G1653	A1654																											
G1594	G1595	A1596	A1597	C1598	C1607	A1608	A1609	A1610	G1613	A1614	C1615	A1616	C1617	A1618	C1625	G1626	C1636	A1637	C1638	U1639	C1640	A1641	G1642	G1643	C1644	C1648	A1652	G1653	A1654																												
G1595	A1596	A1597	C1598	C1607	A1608	A1609	A1610	G1613	A1614	C1615	A1616	C1617	A1618	C1625	G1626	C1636	A1637	C1638	U1639	C1640	A1641	G1642	G1643	C1644	C1648	A1652	G1653	A1654																													
A1596	A1597	C1598	C1607	A1608	A1609	A1610	G1613	A1614	C1615	A1616	C1617	A1618	C1625	G1626	C1636	A1637	C1638	U1639	C1640	A1641	G1642	G1643	C1644	C1648	A1652	G1653	A1654																														
A1597	C1598	C1607	A1608	A1609	A1610	G1613	A1614	C1615	A1616	C1617	A1618	C1625	G1626	C1636	A1637	C1638	U1639	C1640	A1641	G1642	G1643	C1644	C1648	A1652	G1653	A1654																															
C1598	C1607	A1608	A1609	A1610	G1613	A1614	C1615	A1616	C1617	A1618	C1625	G1626	C1636	A1637	C1638	U1639	C1640	A1641	G1642	G1643	C1644	C1648	A1652	G1653	A1654																																
C1607	A1608	A1609	A1610	G1613	A1614	C1615	A1616	C1617	A1618	C1625	G1626	C1636	A1637	C1638	U1639	C1640	A1641	G1642	G1643	C1644	C1648	A1652	G1653	A1654																																	
A1608	A1609	A1610	G1613	A1614	C1615	A1616	C1617	A1618	C1625	G1626	C1636	A1637	C1638	U1639	C1640	A1641	G1642	G1643	C1644	C1648	A1652	G1653	A1654																																		
A1609	A1610	G1613	A1614	C1615	A1616	C1617	A1618	C1625	G1626	C1636	A1637	C1638	U1639	C1640	A1641	G1642	G1643	C1644	C1648	A1652	G1653	A1654																																			
A1610	G1613	A1614	C16																																																						

C2829	A2764	U2702	A2565	C2479	U2406	A2335	A2273	U2189	G2038	C1962	C1894
C2832	A2766	C2703	A2566	C2480	G2407	A2336	A2274	U2189	C2039	U1963	C1896
G2833	C2767	C2704	G2567	G2481	U2408	G2337	C2275	G2192	U2040	G1964	A1896
G2834	C2768	A2705	C2568	G2482	G2409	G2338	G2276	G2193	U2041	C1967	U1897
A2835	C2769	G2706	G2569	G2485	G2410	G2339	G2277	G2194	A2042	G1968	G1898
U2836	G2770		G2570	G2486	A2411	G2340	G2278	C2195	C2043	A1969	G1899
G2837	G2771	G2709	G2571	G2487		G2341	G2279	C2196	A2051	A1970	A1900
G2838	C2772	C2710	A2572	A2488	G2415	C2342	C2280	U2197	G2052	A1971	A1901
G2839	C2773	A2712	C2573	U2491	G2416	C2343	C2281	C2198		A1972	G1902
C2840	C2774	G2713	G2574	U2492	A2418	G2344	G2282	A2198		G1973	G1903
C2841	A2775	A2714	C2575	U2493	U2419	G2345	G2283	A2199	C2055	G1974	G1904
C2842	C2776	G2715	G2576	C2498	C2420	A2346	C2284	C2200	G2056	C1905	C1905
G2843	G2777	C2716	A2577	C2499	G2421	C2347	C2285	C2201		C1906	G1906
G2844	A2778	U2717	G2578	G2502	A2422	U2348	A2286	C2202	A2060	C1982	G1907
G2845	U2779	U2718	C2579	G2503	U2423	G2349	A2287	C2203	G2061	C1983	G1908
G2846	G2780	G2719	U2580	U2504	C2424	C2350	A2288	G2205	A2062	C1987	C1909
U2847	A2781	U2720	G2581	G2505	A2425	G2351	G2289	G2206	C2063	G1988	G1910
G2848		A2721	G2582	U2506	G2426	A2352	G2290	G2207	C2064	U1911	U1911
U2849		G2722	U2583	C2507	C2427	G2353	C2291	A2208	C2065	A1912	A1912
	C2784	C2723	U2584	G2508	G2428	U2357	C2292	U2218	C2066	U1991	A1913
C2853	C2785	A2724	U2585	C2512	G2429	G2358		G2220	G2067	U1992	C1914
C2854	U2786	G2725	G2586	G2513	A2430	G2359	C2297	G2221	U2074	U1993	U1915
C2855	C2787	A2726	A2587	U2514	A2431	A2360	A2298	G2222	U2075	G1996	A1916
C2856	G2788	U2727	G2588	C2515		A2361	G2299	G2223	C2145	G1997	A1918
A2790	A2789	U2728	A2589	G2516	A2434	C2364	G2300	G2224	U2079	G1998	A1919
C2791	C2792	C2729	C2591	C2517	A2439	G2365	C2301	A2225	C2080	G1999	C1920
C2792	C2793	C2730	G2592	A2518	C2440	G2366	G2302	C2226	G2081	G2000	G1921
G2793	C2787	G2731	U2593	U2519	C2441	A2367	G2303	A2227	G2082	A2001	G1922
C2794	C2795	G2732	C2594	C2520	C2442	G2367	G2304	G2228	U2086	G2002	U1923
C2870		A2733	G2597	G2523	C2443		A2305	G2229	G2087		C1924
C2871	U2796	G2734		G2524	G2444	G2372	C2306		C2087	C2007	C1925
C2872	C2799	G2735	A2600	G2525		G2373	G2307	U2233	G2090	C2008	U1926
C2875	A2801	G2736	C2601	G2526	A2448	G2374	G2308	G2234	G2091	G2009	A1927
C2876	G2801A	C2737	A2602	C2527	U2449	G2375	A2309	C2235	U2092	G2010	A1928
C2877	G2802	A2738	G2603	U2528	C2451	A2376	A2310	G2236	G2093		G1929
U2878	C2803	U2739	G2604	G2529	A2452	A2377	U2312	G2237		A2014	G1930
C2879	C2804	A2740	U2605	A2530			C2313	G2238	U2098	A2015	U1931
C2880	G2805	A2741	C2606	A2531	G2455	C2381	C2314	G2239	A2016	A1932	A1932
C2881	C2807	C2742	G2607	G2532	U2456	G2382	G2315	U2243	G2100	G1933	G1933
A2882	U2808	C2743	G2682	A2533	U2457	G2383	C2316	U2244	G2101	A2019	C1934
A2883	A2809	G2744	G2683	A2534		G2384	C2317	U2245	U2102	A2020	G1935
U2884	A2810	U2745	U2684		U2462	C2385	G2318	G2246	C2103	C2021	A1936
C2885	G2811	G2746	G2685	G2535	C2463	C2386	G2319	A2247	G2104	U2022	A1937
G2886	C2812	C2747	G2686	U2537	C2464	U2387	A2320	G2248	C2105	G2023	A1938
U2887		A2748	U2687	C2538	C2465		G2321	U2249	G2106	U1939	U1940
C2888	C2816	G2749	U2688	G2539	C2466	U2390	A2322		C2107	G2024	
C2889	G2817		A2642	G2540	C2467	G2391	G2323	G2255	C2108	C2025	G1948
G2891	C2818	A2753	G2690	G2543	C2468	A2392	C2324	U2257	G2109	G2026	G2027
A2892	G2819	U2754	C2691	G2544	A2469	C2393	G2325	U2258	C2110	G2028	U2028
G2893	A2820	C2755	G2692		C2470	C2394	C2326	C2258	C2111	G2029	A2030
G2894	G2821	G2756	A2693	U2553	C2471		A2327	G2259	G2112	A2031	U1955
U2895	A2822	U2757	C2694	U2554	G2472	G2397	A2328	C2261	U2113	G2032	U1956
C2896	G2823	A2758	C2695	G2555	C2473	U2401	G2329	U2262	A2114	A2033	G1957
U2897	C2824	U2759	G2696	C2559	C2474	G2402	G2330	C2263	G2115	U2034	C1958
	C2825	G2760	U2698		C2475	C2403	G2331		G2116	G2035	G1959
	A2826	G2761	C2699	U2562	A2476	C2404	U2332	A2268	A2117	C2036	A1960
	C2827	G2762	U2563	U2563	C2477		A2333		U2118		
	C2828	G2763	C2701	A2564	A2478	G2405	G2334	U2272	A2119	G2037	C1961

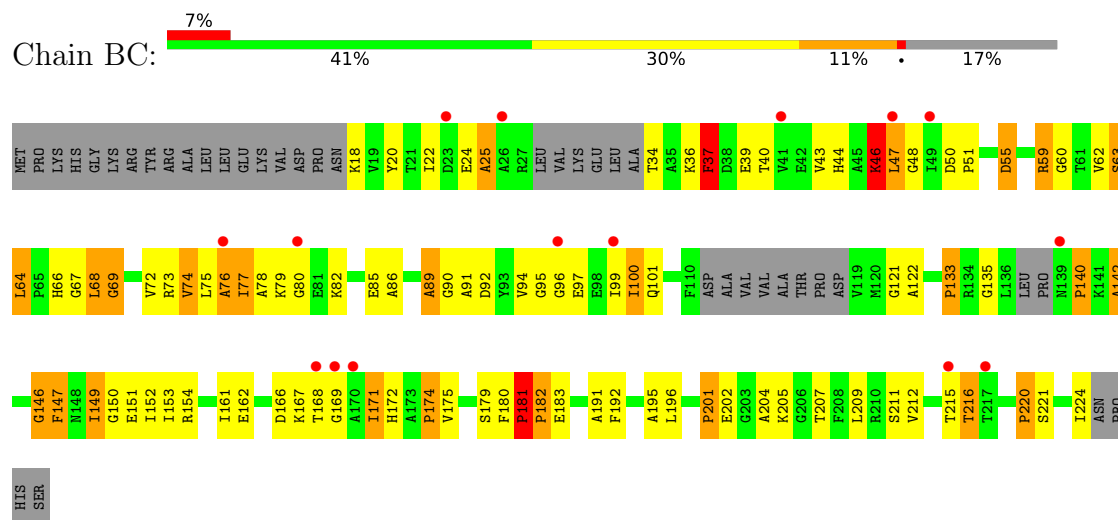
- Molecule 36: 5S ribosomal RNA



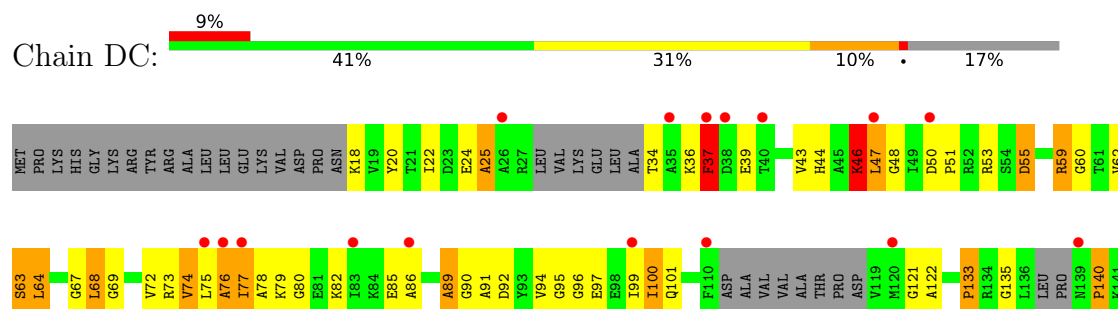
- Molecule 36: 5S ribosomal RNA

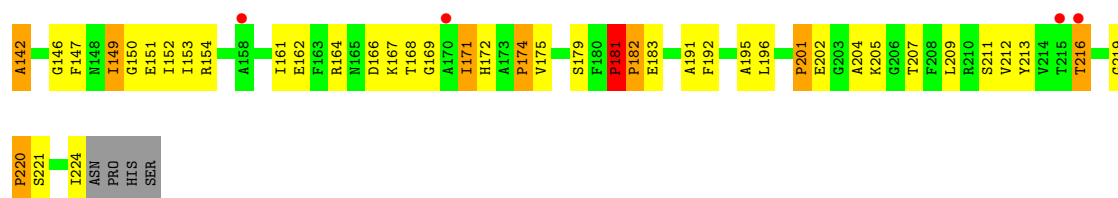


- Molecule 37: 50S RIBOSOMAL PROTEIN L1

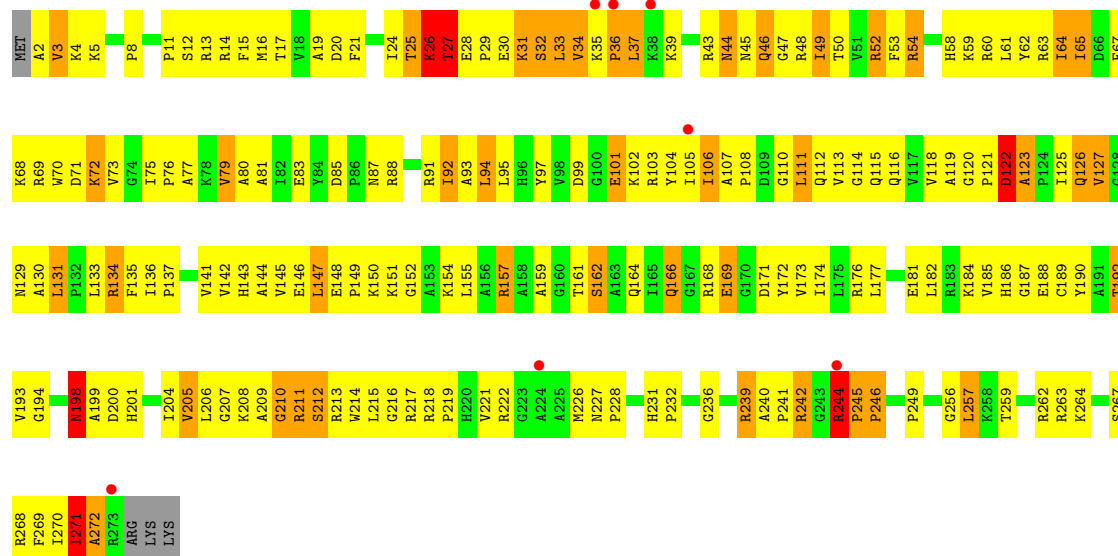


- Molecule 37: 50S RIBOSOMAL PROTEIN L1

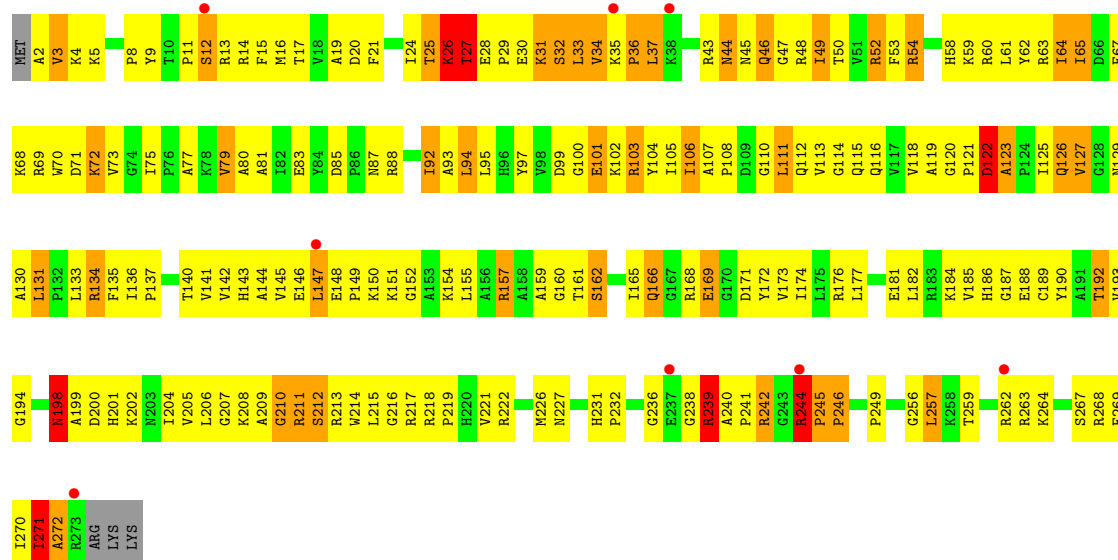




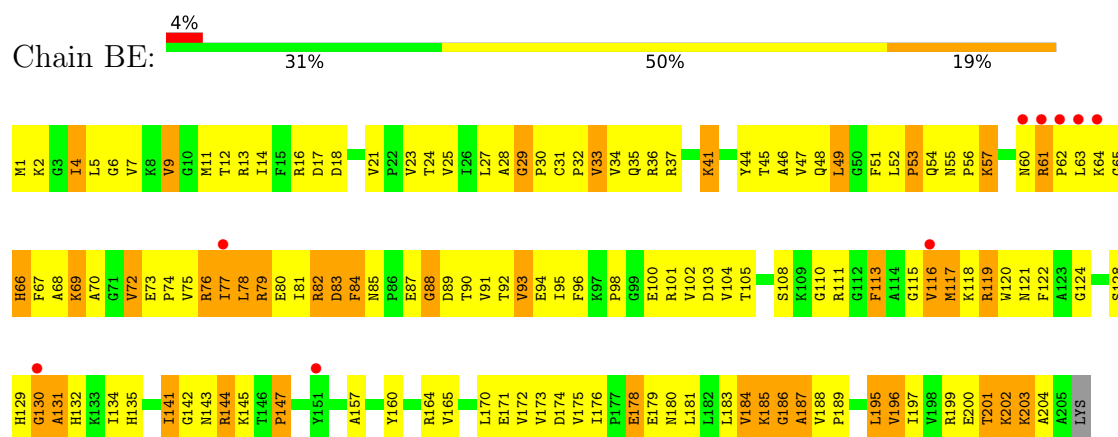
• Molecule 38: 50S RIBOSOMAL PROTEIN L2



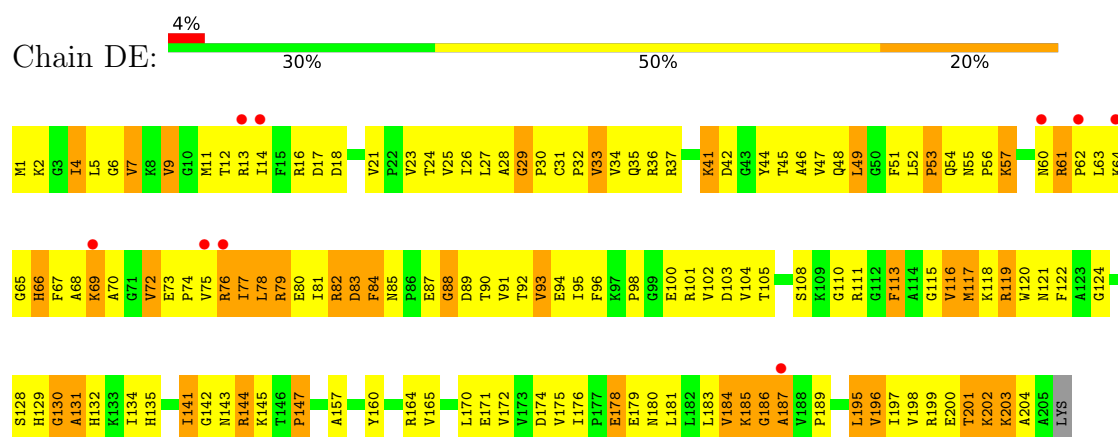
• Molecule 38: 50S RIBOSOMAL PROTEIN L2



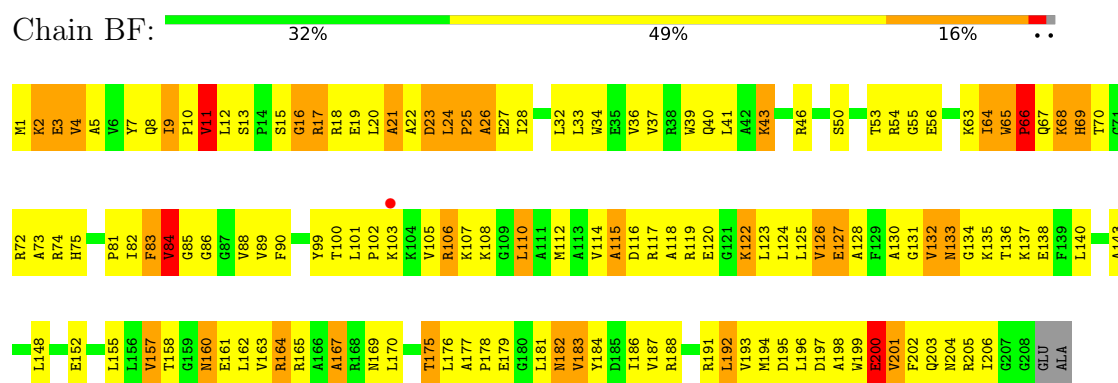
• Molecule 39: 50S RIBOSOMAL PROTEIN L3



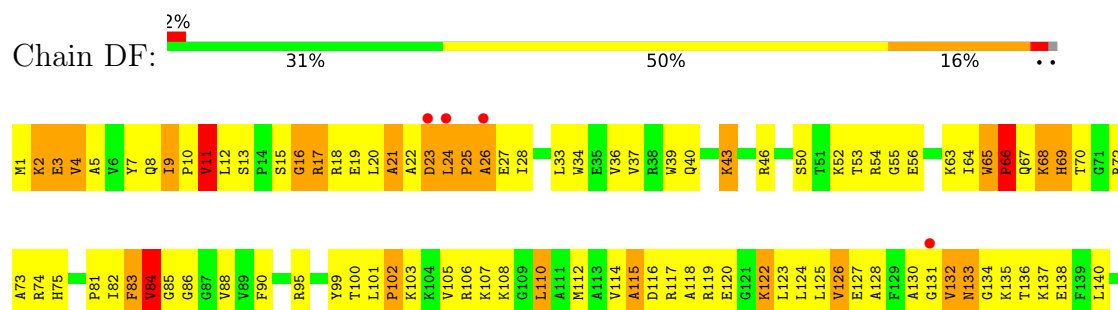
• Molecule 39: 50S RIBOSOMAL PROTEIN L3



• Molecule 40: 50S RIBOSOMAL PROTEIN L4

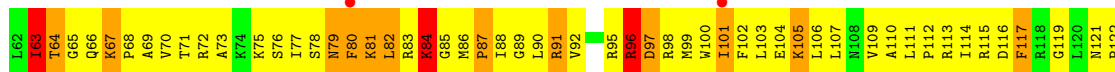

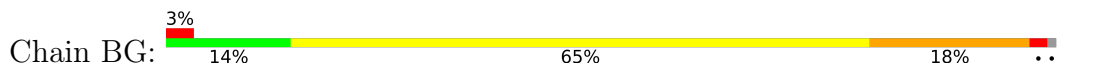


• Molecule 40: 50S RIBOSOMAL PROTEIN L4

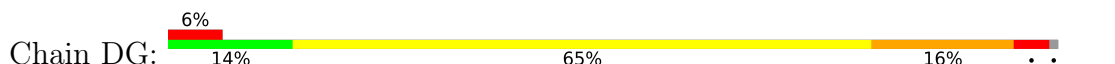




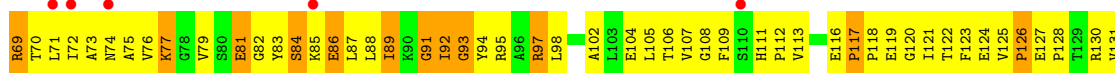
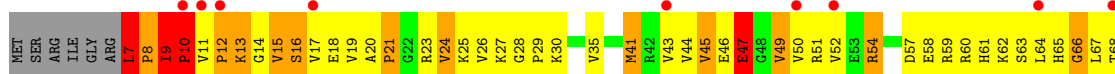
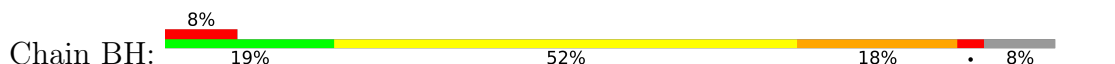
• Molecule 41: 50S RIBOSOMAL PROTEIN L5



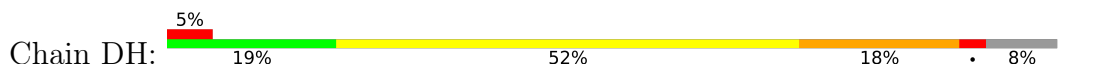
• Molecule 41: 50S RIBOSOMAL PROTEIN L5

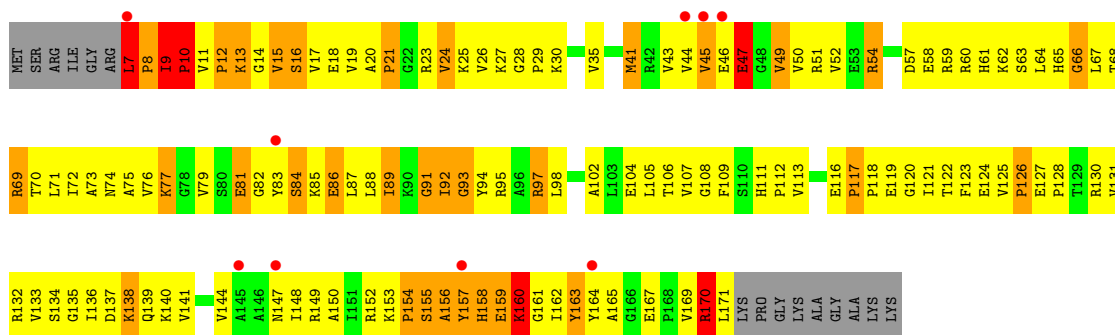


• Molecule 42: 50S RIBOSOMAL PROTEIN L6

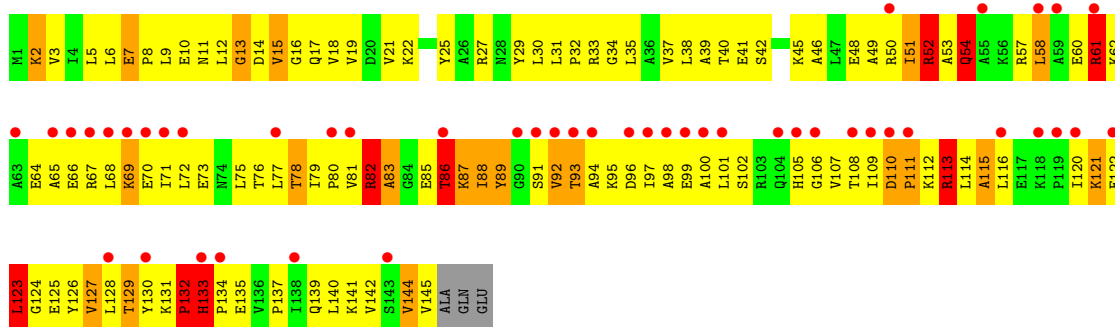


• Molecule 42: 50S RIBOSOMAL PROTEIN L6

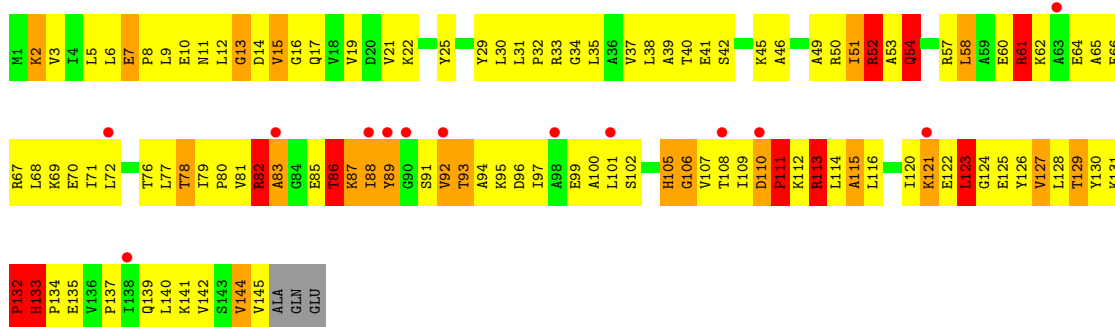




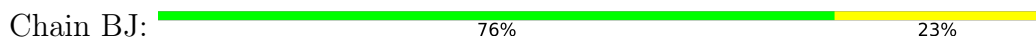
• Molecule 43: 50S RIBOSOMAL PROTEIN L9



• Molecule 43: 50S RIBOSOMAL PROTEIN L9

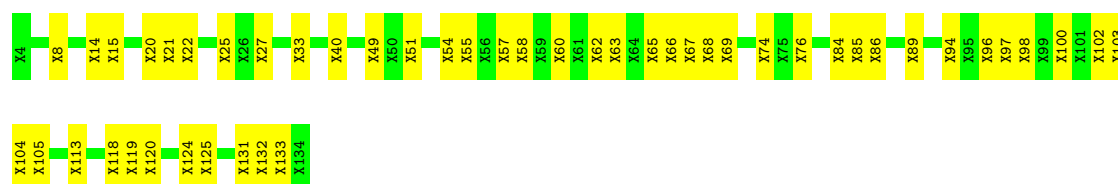


• Molecule 44: 50S RIBOSOMAL PROTEIN L10

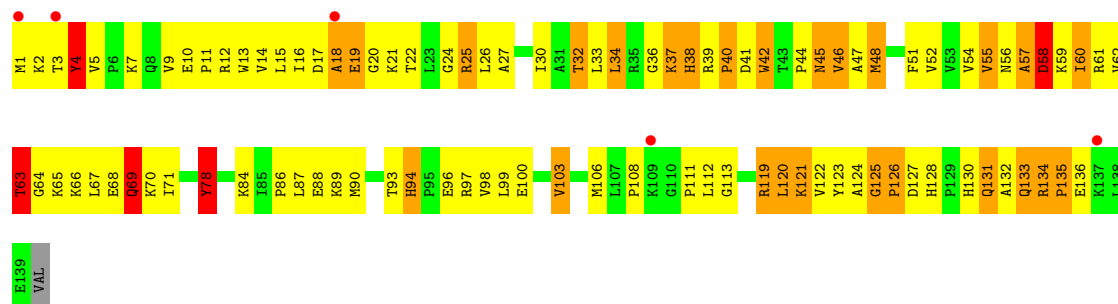


• Molecule 44: 50S RIBOSOMAL PROTEIN L10

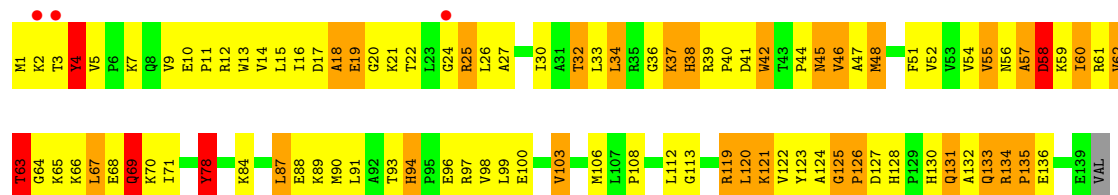




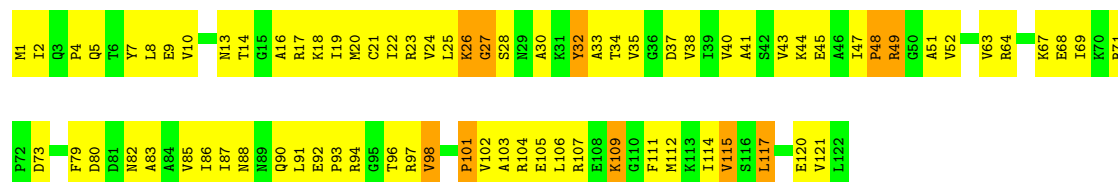
• Molecule 45: 50S RIBOSOMAL PROTEIN L13



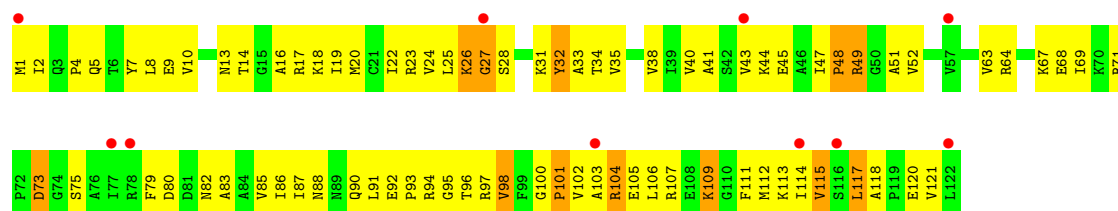
• Molecule 45: 50S RIBOSOMAL PROTEIN L13



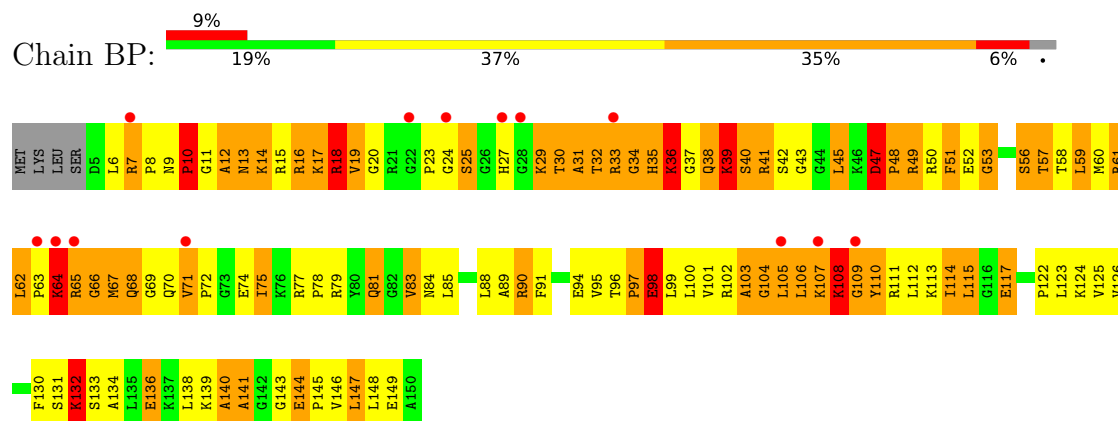
• Molecule 46: 50S RIBOSOMAL PROTEIN L14



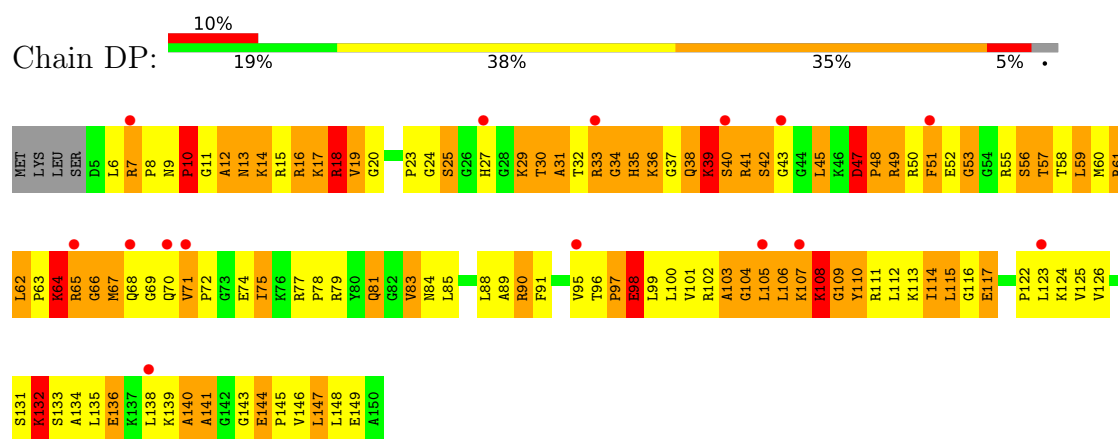
• Molecule 46: 50S RIBOSOMAL PROTEIN L14



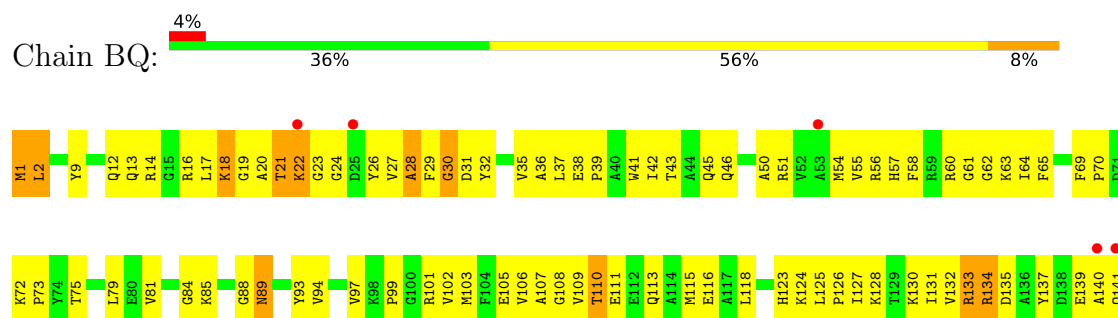
• Molecule 47: 50S RIBOSOMAL PROTEIN L15



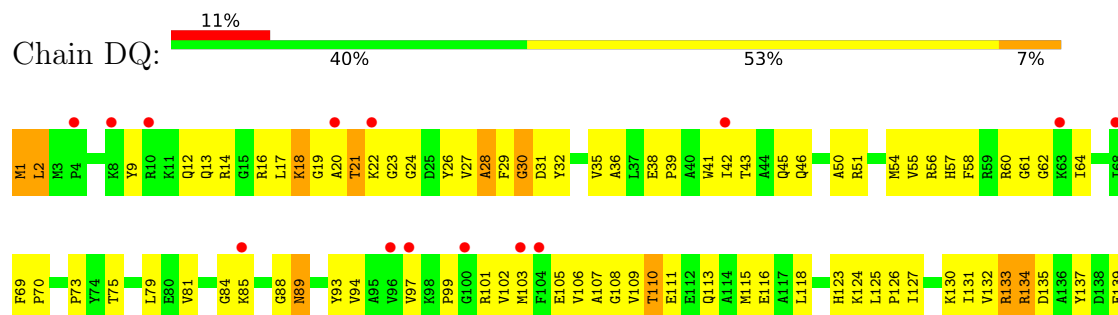
• Molecule 47: 50S RIBOSOMAL PROTEIN L15



• Molecule 48: 50S RIBOSOMAL PROTEIN L16



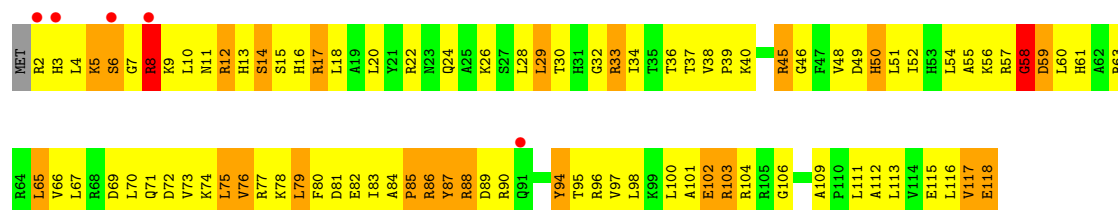
• Molecule 48: 50S RIBOSOMAL PROTEIN L16



A140
Q141

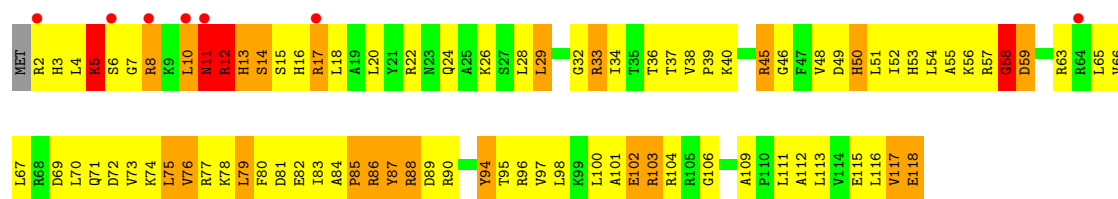
• Molecule 49: 50S RIBOSOMAL PROTEIN L17

Chain BR: 4%
21% 57% 19% ..



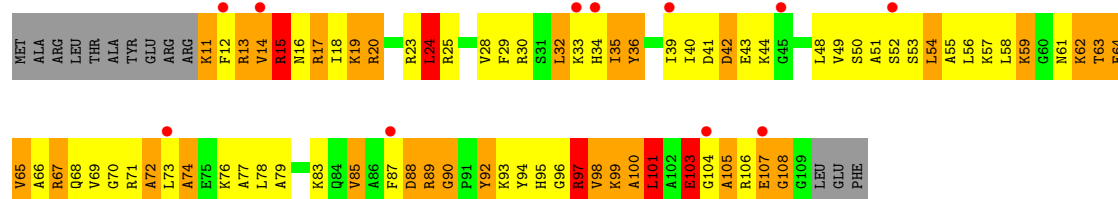
• Molecule 49: 50S RIBOSOMAL PROTEIN L17

Chain DR: 6%
24% 53% 19% ..



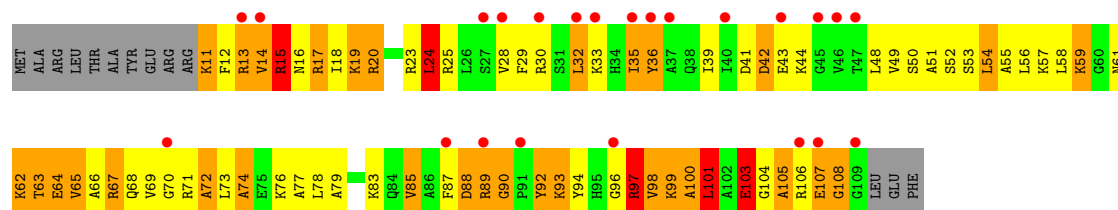
• Molecule 50: 50S RIBOSOMAL PROTEIN L18

Chain BS: 10%
18% 39% 27% . 12%



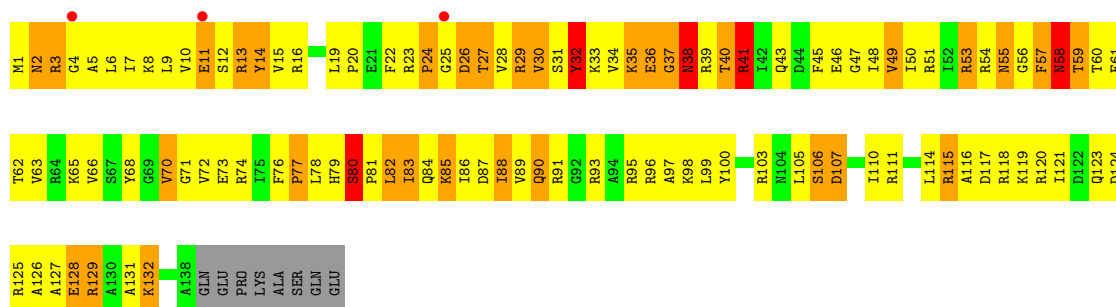
• Molecule 50: 50S RIBOSOMAL PROTEIN L18

Chain DS: 21%
21% 36% 28% . 12%

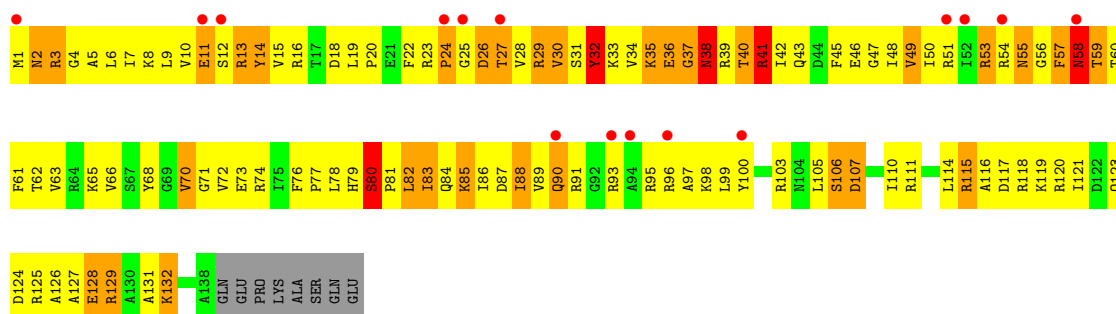
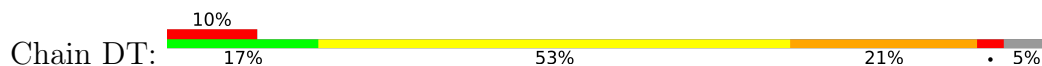


• Molecule 51: 50S RIBOSOMAL PROTEIN L19

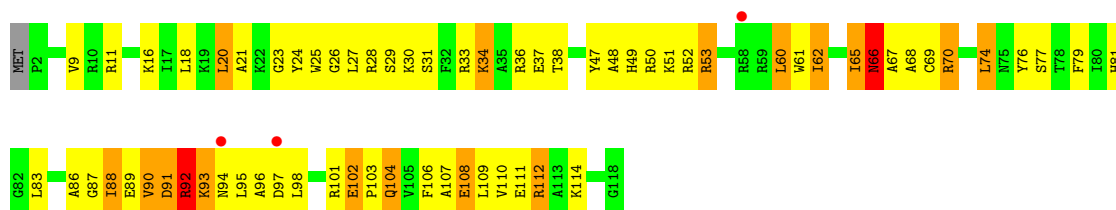
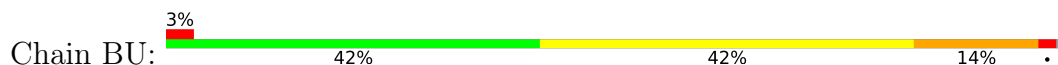
Chain BT: 2%
18% 51% 22% . 5%



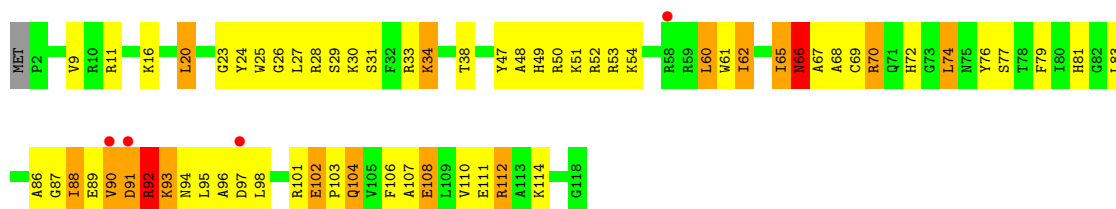
• Molecule 51: 50S RIBOSOMAL PROTEIN L19



• Molecule 52: 50S RIBOSOMAL PROTEIN L20

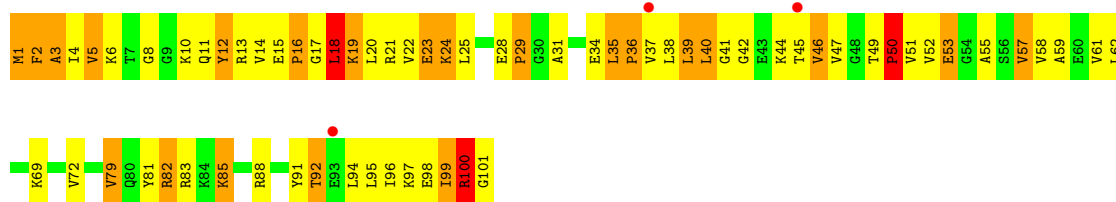


• Molecule 52: 50S RIBOSOMAL PROTEIN L20

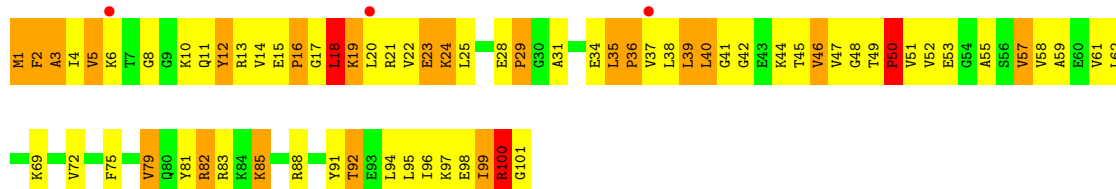


• Molecule 53: 50S RIBOSOMAL PROTEIN L21

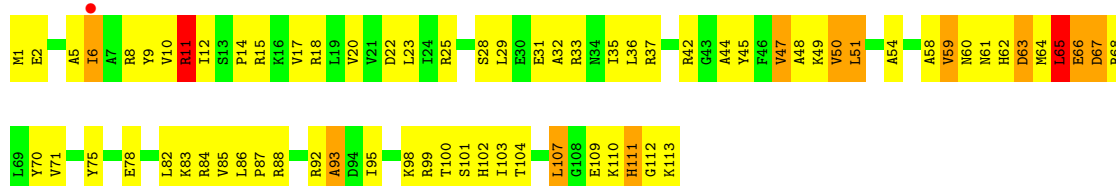




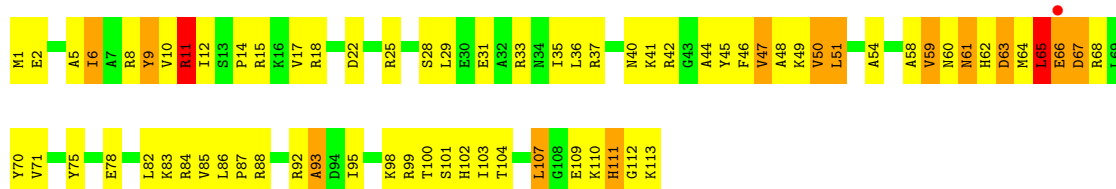
• Molecule 53: 50S RIBOSOMAL PROTEIN L21



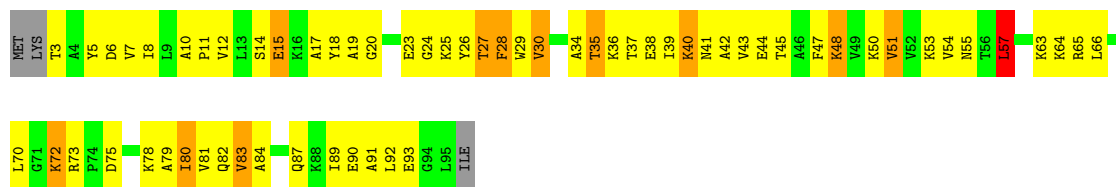
• Molecule 54: 50S RIBOSOMAL PROTEIN L22



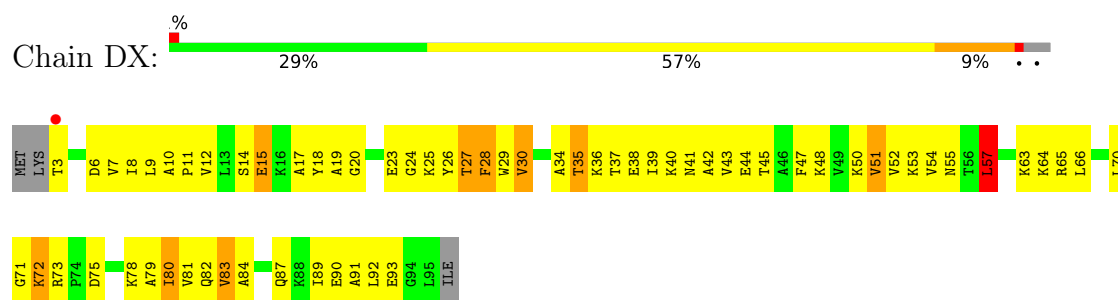
• Molecule 54: 50S RIBOSOMAL PROTEIN L22



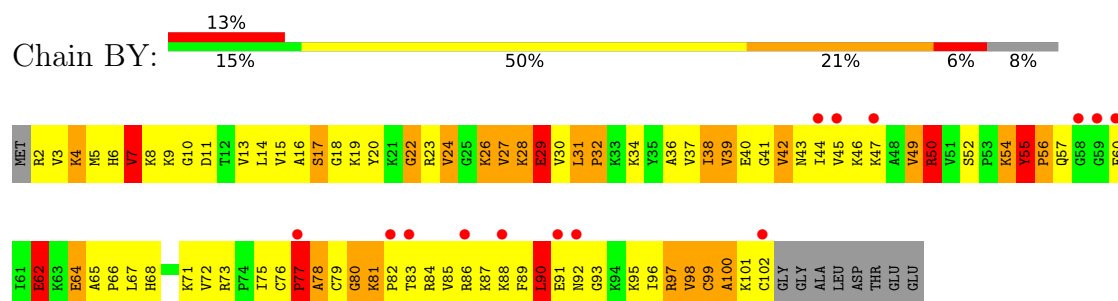
• Molecule 55: 50S RIBOSOMAL PROTEIN L23



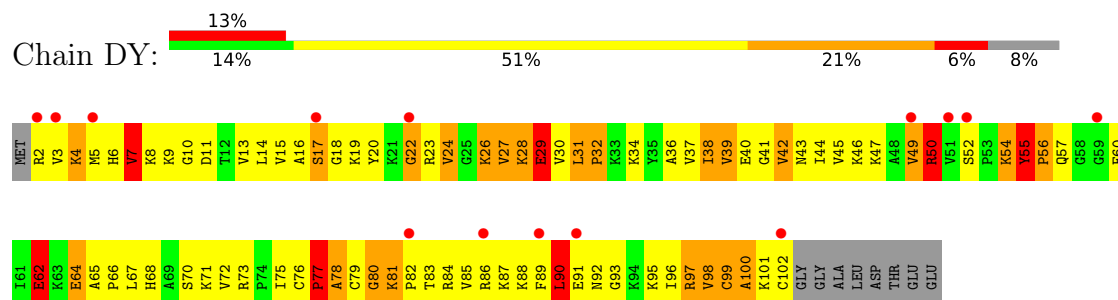
• Molecule 55: 50S RIBOSOMAL PROTEIN L23



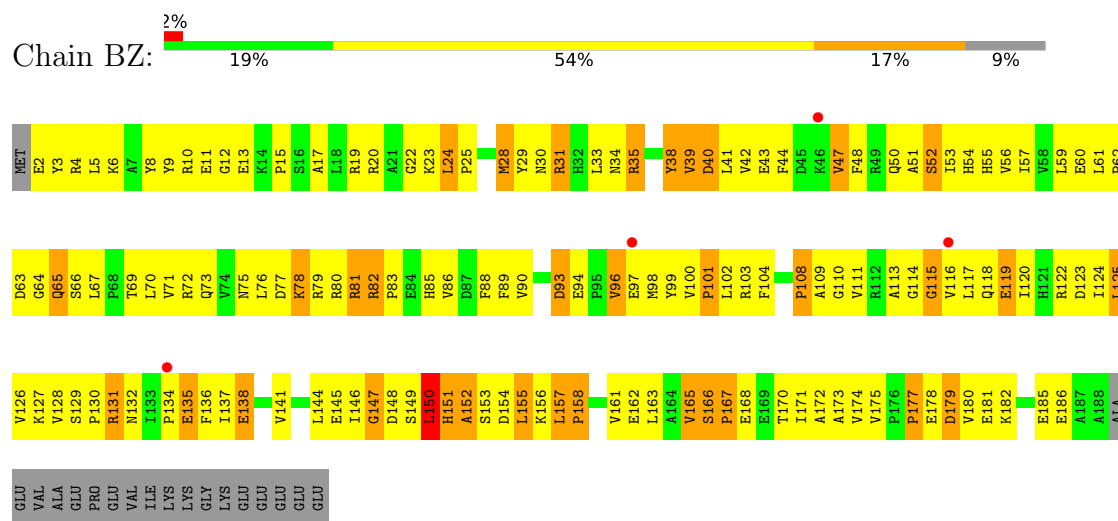
• Molecule 56: 50S RIBOSOMAL PROTEIN L24



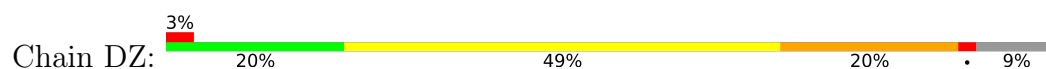
• Molecule 56: 50S RIBOSOMAL PROTEIN L24

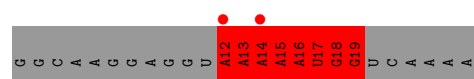


• Molecule 57: 50S RIBOSOMAL PROTEIN L25



• Molecule 57: 50S RIBOSOMAL PROTEIN L25





4 Data and refinement statistics

Property	Value	Source
Space group	P 21 21 21	Depositor
Cell constants a, b, c, α , β , γ	212.04Å 453.51Å 616.10Å 90.00° 90.00° 90.00°	Depositor
Resolution (Å)	44.53 – 3.20 44.53 – 3.20	Depositor EDS
% Data completeness (in resolution range)	99.4 (44.53-3.20) 99.4 (44.53-3.20)	Depositor EDS
R_{merge}	0.11	Depositor
R_{sym}	(Not available)	Depositor
$\langle I/\sigma(I) \rangle$ ¹	1.81 (at 3.19Å)	Xtriage
Refinement program	CNS 1.2	Depositor
R, R_{free}	0.228 , 0.270 0.231 , 0.273	Depositor DCC
R_{free} test set	44837 reflections (4.67%)	wwPDB-VP
Wilson B-factor (Å ²)	87.1	Xtriage
Anisotropy	0.142	Xtriage
Bulk solvent k_{sol} (e/Å ³), B_{sol} (Å ²)	0.27 , 105.5	EDS
L-test for twinning ²	$\langle L \rangle = 0.45$, $\langle L^2 \rangle = 0.28$	Xtriage
Estimated twinning fraction	No twinning to report.	Xtriage
F_o, F_c correlation	0.92	EDS
Total number of atoms	296762	wwPDB-VP
Average B, all atoms (Å ²)	113.0	wwPDB-VP

Xtriage's analysis on translational NCS is as follows: *The largest off-origin peak in the Patterson function is 1.58% of the height of the origin peak. No significant pseudotranslation is detected.*

¹Intensities estimated from amplitudes.

²Theoretical values of $\langle |L| \rangle$, $\langle L^2 \rangle$ for acentric reflections are 0.5, 0.333 respectively for untwinned datasets, and 0.375, 0.2 for perfectly twinned datasets.

5 Model quality ⓘ

5.1 Standard geometry ⓘ

Bond lengths and bond angles in the following residue types are not validated in this section: A3P, MG, ZN

The Z score for a bond length (or angle) is the number of standard deviations the observed value is removed from the expected value. A bond length (or angle) with $|Z| > 5$ is considered an outlier worth inspection. RMSZ is the root-mean-square of all Z scores of the bond lengths (or angles).

Mol	Chain	Bond lengths		Bond angles	
		RMSZ	$\# Z > 5$	RMSZ	$\# Z > 5$
1	AA	0.39	0/36252	0.68	9/56580 (0.0%)
1	CA	0.37	1/36253 (0.0%)	0.70	17/56582 (0.0%)
2	AB	0.32	0/1936	0.59	0/2611
2	CB	0.32	0/1936	0.59	0/2611
3	AC	0.30	0/1637	0.55	0/2207
3	CC	0.31	0/1637	0.55	0/2207
4	AD	0.37	0/1722	0.85	6/2306 (0.3%)
4	CD	0.35	0/1722	0.85	6/2306 (0.3%)
5	AE	0.34	0/1163	0.62	0/1566
5	CE	0.34	0/1163	0.61	0/1566
6	AF	0.32	0/856	0.62	0/1154
6	CF	0.34	0/856	0.63	0/1154
7	AG	0.29	0/1276	0.52	0/1709
7	CG	0.29	0/1276	0.51	0/1709
8	AH	0.33	0/1136	0.60	0/1527
8	CH	0.31	0/1136	0.60	0/1527
9	AI	0.32	0/1027	0.57	0/1372
9	CI	0.32	0/1027	0.57	0/1372
10	AJ	0.33	0/808	0.55	0/1087
10	CJ	0.33	0/808	0.55	0/1087
11	AK	0.31	0/900	0.58	0/1213
11	CK	0.33	0/900	0.58	0/1213
12	AL	0.38	0/987	0.87	3/1322 (0.2%)
12	CL	0.37	0/987	0.89	3/1322 (0.2%)
13	AM	0.31	0/941	0.62	0/1258
13	CM	0.32	0/941	0.61	0/1258
14	AN	0.33	0/501	0.54	0/664
14	CN	0.33	0/501	0.54	0/664
15	AO	0.35	0/745	0.60	0/992
15	CO	0.34	0/745	0.60	0/992
16	AP	0.37	0/717	0.61	0/965
16	CP	0.35	0/717	0.59	0/965

Mol	Chain	Bond lengths		Bond angles	
		RMSZ	# Z >5	RMSZ	# Z >5
17	AQ	0.37	0/837	0.62	0/1119
17	CQ	0.34	0/837	0.62	0/1119
18	AR	0.33	0/579	0.60	0/768
18	CR	0.33	0/579	0.59	0/768
19	AS	0.33	0/685	0.54	0/922
19	CS	0.34	0/685	0.54	0/922
20	AT	0.31	0/765	0.57	0/1007
20	CT	0.29	0/765	0.57	0/1007
21	AU	0.45	0/213	0.53	0/279
21	CU	0.45	0/213	0.54	0/279
22	AV	2.00	34/1832 (1.9%)	2.16	50/2855 (1.8%)
22	AW	0.41	0/1832	0.71	0/2855
22	CV	0.44	1/1832 (0.1%)	0.72	0/2855
22	CW	0.40	0/1832	0.71	0/2855
23	AX	2.66	24/383 (6.3%)	4.32	117/595 (19.7%)
24	AY	1.30	4/790 (0.5%)	1.44	14/1055 (1.3%)
24	CY	1.10	0/132	1.27	0/177
25	B0	0.39	0/671	0.64	0/892
25	D0	0.39	0/671	0.63	0/892
26	B1	0.47	0/741	0.75	0/986
26	D1	0.47	0/741	0.78	0/986
27	B2	0.36	0/600	0.63	0/793
27	D2	0.45	0/600	0.71	0/793
28	B3	0.42	0/473	0.68	0/636
28	D3	0.41	0/473	0.67	0/636
29	B4	0.39	0/444	0.65	0/602
29	D4	0.40	0/444	0.65	0/602
30	B5	0.48	0/473	0.76	0/639
30	D5	0.48	0/473	0.76	0/639
31	B6	0.41	0/387	0.64	0/517
31	D6	0.41	0/387	0.64	0/517
32	B7	0.52	0/427	0.68	0/563
32	D7	0.56	0/427	0.71	0/563
33	B8	0.56	0/516	0.94	1/681 (0.1%)
33	D8	0.53	0/516	0.93	1/681 (0.1%)
34	B9	0.33	0/302	0.62	0/397
34	D9	0.34	0/302	0.62	0/397
35	BA	0.60	55/67715 (0.1%)	0.77	106/105714 (0.1%)
35	DA	0.60	28/67714 (0.0%)	0.78	109/105710 (0.1%)
36	BB	0.38	0/2853	0.69	0/4451
36	DB	0.38	0/2853	0.69	0/4451
37	BC	0.33	0/1145	0.60	7/1556 (0.4%)
37	DC	0.33	0/1145	0.60	7/1556 (0.4%)

Mol	Chain	Bond lengths		Bond angles	
		RMSZ	# Z >5	RMSZ	# Z >5
38	BD	0.48	0/2155	0.78	1/2907 (0.0%)
38	DD	0.51	0/2155	0.80	1/2907 (0.0%)
39	BE	0.45	0/1597	0.74	0/2155
39	DE	0.44	0/1597	0.75	0/2155
40	BF	0.47	0/1659	0.75	1/2246 (0.0%)
40	DF	0.50	0/1659	0.75	0/2246
41	BG	0.33	0/1498	0.62	0/2013
41	DG	0.34	0/1498	0.64	0/2013
42	BH	0.61	1/1285 (0.1%)	0.85	3/1741 (0.2%)
42	DH	0.61	1/1285 (0.1%)	0.85	3/1741 (0.2%)
43	BI	0.38	0/1140	1.09	9/1543 (0.6%)
43	DI	0.37	0/1140	1.07	9/1543 (0.6%)
45	BN	0.41	0/1132	0.75	0/1527
45	DN	0.44	0/1132	0.76	0/1527
46	BO	0.44	0/943	0.71	0/1269
46	DO	0.41	0/943	0.69	0/1269
47	BP	0.57	0/1131	1.03	4/1504 (0.3%)
47	DP	0.56	0/1131	1.02	5/1504 (0.3%)
48	BQ	0.40	0/1143	0.63	0/1527
48	DQ	0.37	0/1143	0.63	0/1527
49	BR	0.40	0/974	0.70	1/1302 (0.1%)
49	DR	0.75	3/974 (0.3%)	0.95	6/1302 (0.5%)
50	BS	0.39	0/779	0.67	0/1038
50	DS	0.40	0/779	0.67	0/1038
51	BT	0.42	0/1156	0.74	1/1544 (0.1%)
51	DT	0.40	0/1156	0.72	1/1544 (0.1%)
52	BU	0.43	0/975	0.68	0/1297
52	DU	0.49	0/975	0.71	0/1297
53	BV	0.42	0/790	0.74	0/1057
53	DV	0.46	0/790	0.76	0/1057
54	BW	0.48	0/907	0.75	0/1216
54	DW	0.50	1/907 (0.1%)	0.76	0/1216
55	BX	0.48	0/740	0.71	1/995 (0.1%)
55	DX	0.54	0/740	0.73	1/995 (0.1%)
56	BY	0.48	0/789	0.79	1/1053 (0.1%)
56	DY	0.51	0/789	0.80	1/1053 (0.1%)
57	BZ	0.37	0/1514	0.67	0/2056
57	DZ	0.36	0/1514	0.64	0/2056
58	CX	3.13	24/195 (12.3%)	4.52	67/303 (22.1%)
All	All	0.53	177/318302 (0.1%)	0.78	572/475638 (0.1%)

Chiral center outliers are detected by calculating the chiral volume of a chiral center and verifying if the center is modelled as a planar moiety or with the opposite hand. A planarity outlier is detected

by checking planarity of atoms in a peptide group, atoms in a mainchain group or atoms of a sidechain that are expected to be planar.

Mol	Chain	#Chirality outliers	#Planarity outliers
1	AA	1	10
1	CA	1	9
22	AV	0	1
22	CV	0	1
24	AY	0	1
35	BA	20	57
35	DA	20	70
36	BB	0	1
36	DB	0	2
42	BH	0	1
42	DH	0	1
49	BR	0	1
49	DR	0	2
All	All	42	157

The worst 5 of 177 bond length outliers are listed below:

Mol	Chain	Res	Type	Atoms	Z	Observed(Å)	Ideal(Å)
22	AV	53	G	N3-C4	-27.79	1.16	1.35
22	AV	53	G	C2-N3	-27.03	1.11	1.32
22	AV	52	G	N7-C5	-25.47	1.24	1.39
22	AV	52	G	N9-C4	-25.25	1.17	1.38
22	AV	52	G	C5-C6	-22.33	1.20	1.42

The worst 5 of 572 bond angle outliers are listed below:

Mol	Chain	Res	Type	Atoms	Z	Observed(°)	Ideal(°)
22	AV	52	G	C4-C5-N7	30.84	123.13	110.80
22	AV	53	G	N3-C2-N2	-29.82	99.03	119.90
22	AV	52	G	C5-N7-C8	-28.61	89.99	104.30
22	AV	53	G	C5'-C4'-O4'	-26.14	77.74	109.10
22	AV	53	G	N3-C4-N9	-25.89	110.46	126.00

5 of 42 chirality outliers are listed below:

Mol	Chain	Res	Type	Atom
1	AA	575	G	C3'
35	BA	100	G	C1'
35	BA	474	G	C3'
35	BA	587	C	C3'

Continued on next page...

Continued from previous page...

Mol	Chain	Res	Type	Atom
35	BA	669	G	C4',C3',C1'

5 of 157 planarity outliers are listed below:

Mol	Chain	Res	Type	Group
1	AA	115	G	Sidechain
1	AA	120	A	Sidechain
1	AA	575	G	Sidechain
1	AA	587	G	Sidechain
1	AA	731	G	Sidechain

5.2 Too-close contacts [i](#)

In the following table, the Non-H and H(model) columns list the number of non-hydrogen atoms and hydrogen atoms in the chain respectively. The H(added) column lists the number of hydrogen atoms added and optimized by MolProbity. The Clashes column lists the number of clashes within the asymmetric unit, whereas Symm-Clashes lists symmetry-related clashes.

Mol	Chain	Non-H	H(model)	H(added)	Clashes	Symm-Clashes
1	AA	32412	0	16354	1303	0
1	CA	32413	0	16353	1701	0
2	AB	1901	0	1951	297	0
2	CB	1901	0	1951	304	0
3	AC	1613	0	1676	245	0
3	CC	1613	0	1677	238	0
4	AD	1692	0	1751	196	0
4	CD	1692	0	1753	218	0
5	AE	1147	0	1206	172	0
5	CE	1147	0	1207	191	0
6	AF	843	0	857	95	0
6	CF	843	0	857	99	0
7	AG	1257	0	1296	134	0
7	CG	1257	0	1296	146	0
8	AH	1116	0	1177	159	0
8	CH	1116	0	1177	167	0
9	AI	1011	0	1041	160	0
9	CI	1011	0	1041	161	0
10	AJ	795	0	840	156	0
10	CJ	795	0	840	157	0
11	AK	885	0	904	99	0
11	CK	885	0	904	95	0

Continued on next page...

Continued from previous page...

Mol	Chain	Non-H	H(model)	H(added)	Clashes	Symm-Clashes
12	AL	971	0	1055	118	0
12	CL	971	0	1056	116	0
13	AM	934	0	989	124	0
13	CM	934	0	987	135	0
14	AN	492	0	530	74	0
14	CN	492	0	533	78	0
15	AO	734	0	771	82	0
15	CO	734	0	771	77	0
16	AP	701	0	719	93	0
16	CP	701	0	720	105	0
17	AQ	824	0	890	88	0
17	CQ	824	0	891	91	0
18	AR	574	0	644	90	0
18	CR	574	0	644	88	0
19	AS	671	0	689	118	0
19	CS	671	0	689	112	0
20	AT	763	0	861	74	0
20	CT	763	0	861	75	0
21	AU	209	0	221	42	0
21	CU	209	0	221	39	0
22	AV	1640	0	832	85	0
22	AW	1640	0	837	60	0
22	CV	1640	0	833	134	0
22	CW	1640	0	837	71	0
23	AX	341	0	174	126	0
24	AY	769	0	763	235	0
24	CY	126	0	115	33	0
25	B0	662	0	688	60	0
25	D0	662	0	688	56	0
26	B1	734	0	808	85	0
26	D1	734	0	808	83	0
27	B2	598	0	653	65	0
27	D2	598	0	653	79	0
28	B3	468	0	523	42	0
28	D3	468	0	523	45	0
29	B4	434	0	424	92	0
29	D4	434	0	424	69	0
30	B5	459	0	480	45	0
30	D5	459	0	479	45	0
31	B6	381	0	390	61	0
31	D6	381	0	390	63	0
32	B7	419	0	467	32	0

Continued on next page...

Continued from previous page...

Mol	Chain	Non-H	H(model)	H(added)	Clashes	Symm-Clashes
32	D7	419	0	467	34	0
33	B8	508	0	576	123	0
33	D8	508	0	576	122	0
34	B9	299	0	326	28	0
34	D9	299	0	326	30	0
35	BA	60459	0	30475	1944	0
35	DA	60459	0	30466	2109	1
36	BB	2551	0	1295	101	0
36	DB	2551	0	1294	90	1
37	BC	1142	0	865	72	0
37	DC	1142	0	865	71	0
38	BD	2105	0	2182	299	0
38	DD	2105	0	2182	311	0
39	BE	1564	0	1628	223	0
39	DE	1564	0	1628	233	0
40	BF	1624	0	1677	218	0
40	DF	1624	0	1676	225	0
41	BG	1474	0	1534	280	0
41	DG	1474	0	1534	306	0
42	BH	1260	0	1326	250	0
42	DH	1260	0	1326	242	0
43	BI	1125	0	1209	181	0
43	DI	1125	0	1209	169	0
44	BJ	651	0	165	21	0
44	DJ	651	0	166	35	0
45	BN	1105	0	1180	139	0
45	DN	1105	0	1180	133	0
46	BO	933	0	996	101	0
46	DO	933	0	996	114	0
47	BP	1114	0	1187	315	0
47	DP	1114	0	1187	310	0
48	BQ	1122	0	1179	113	0
48	DQ	1122	0	1179	112	0
49	BR	960	0	1021	132	0
49	DR	960	0	1019	127	0
50	BS	771	0	832	143	0
50	DS	771	0	832	132	0
51	BT	1142	0	1202	223	0
51	DT	1142	0	1201	226	0
52	BU	958	0	1015	121	0
52	DU	958	0	1015	116	0
53	BV	779	0	852	162	0

Continued on next page...

Continued from previous page...

Mol	Chain	Non-H	H(model)	H(added)	Clashes	Symm-Clashes
53	DV	779	0	852	158	0
54	BW	896	0	953	80	0
54	DW	896	0	952	77	0
55	BX	726	0	778	71	0
55	DX	726	0	778	73	0
56	BY	776	0	870	194	0
56	DY	776	0	870	192	0
57	BZ	1482	0	1503	210	0
57	DZ	1482	0	1503	244	0
58	CX	173	0	89	53	0
59	AA	373	0	0	0	0
59	AC	2	0	0	0	0
59	AD	3	0	0	0	0
59	AH	1	0	0	0	0
59	AI	3	0	0	0	0
59	AL	6	0	0	0	0
59	AN	2	0	0	0	0
59	AO	2	0	0	0	0
59	AP	1	0	0	0	0
59	AQ	3	0	0	0	0
59	AT	1	0	0	0	0
59	AV	7	0	0	0	0
59	AX	4	0	0	0	0
59	AY	3	0	0	0	0
59	B0	2	0	0	0	0
59	B1	1	0	0	0	0
59	B5	3	0	0	0	0
59	B6	1	0	0	0	0
59	B7	1	0	0	0	0
59	BA	709	0	0	0	0
59	BB	6	0	0	0	0
59	BD	5	0	0	0	0
59	BE	4	0	0	0	0
59	BF	1	0	0	0	0
59	BH	4	0	0	0	0
59	BN	1	0	0	0	0
59	BO	1	0	0	0	0
59	BP	4	0	0	5	0
59	BQ	1	0	0	0	0
59	BR	5	0	0	0	0
59	BT	1	0	0	0	0
59	BU	2	0	0	0	0

Continued on next page...

Continued from previous page...

Mol	Chain	Non-H	H(model)	H(added)	Clashes	Symm-Clashes
59	BY	1	0	0	0	0
59	CA	184	0	0	0	0
59	CC	3	0	0	0	0
59	CD	1	0	0	0	0
59	CH	1	0	0	0	0
59	CJ	2	0	0	0	0
59	CM	3	0	0	0	0
59	CP	1	0	0	0	0
59	CQ	1	0	0	0	0
59	CS	2	0	0	0	0
59	CV	12	0	0	0	0
59	CY	1	0	0	0	0
59	D0	4	0	0	0	0
59	D1	2	0	0	0	0
59	D2	1	0	0	0	0
59	D3	1	0	0	0	0
59	D5	3	0	0	0	0
59	D6	2	0	0	0	0
59	D7	4	0	0	0	0
59	D8	1	0	0	0	0
59	D9	1	0	0	0	0
59	DA	897	0	0	0	0
59	DB	11	0	0	0	0
59	DD	6	0	0	0	0
59	DE	4	0	0	0	0
59	DF	3	0	0	0	0
59	DN	3	0	0	0	0
59	DO	1	0	0	0	0
59	DP	6	0	0	0	0
59	DR	2	0	0	0	0
59	DT	1	0	0	0	0
59	DU	4	0	0	0	0
59	DW	1	0	0	0	0
59	DY	1	0	0	0	0
60	AD	2	0	0	0	0
60	AN	1	0	0	0	0
60	CD	1	0	0	0	0
61	AA	2	0	0	0	0
All	All	296762	0	199834	19832	1

The all-atom clashscore is defined as the number of clashes found per 1000 atoms (including hydrogen atoms). The all-atom clashscore for this structure is 40.

The worst 5 of 19832 close contacts within the same asymmetric unit are listed below, sorted by their clash magnitude.

Atom-1	Atom-2	Interatomic distance (Å)	Clash overlap (Å)
3:AC:162:GLN:HB2	23:AX:23:A:C5	1.34	1.59
42:BH:11:VAL:HG22	42:BH:49:VAL:CG1	1.08	1.56
42:DH:11:VAL:HG22	42:DH:49:VAL:CG1	1.08	1.55
1:CA:644:G:C2'	1:CA:645:C:H5''	1.39	1.53
24:AY:57:GLN:HG3	35:BA:1913:A:C2	1.45	1.47

All (1) symmetry-related close contacts are listed below. The label for Atom-2 includes the symmetry operator and encoded unit-cell translations to be applied.

Atom-1	Atom-2	Interatomic distance (Å)	Clash overlap (Å)
35:DA:1411:C:O3'	36:DB:53:A:O2'[1_655]	2.19	0.01

5.3 Torsion angles

5.3.1 Protein backbone

In the following table, the Percentiles column shows the percent Ramachandran outliers of the chain as a percentile score with respect to all X-ray entries followed by that with respect to entries of similar resolution.

The Analysed column shows the number of residues for which the backbone conformation was analysed, and the total number of residues.

Mol	Chain	Analysed	Favoured	Allowed	Outliers	Percentiles	
2	AB	233/256 (91%)	133 (57%)	67 (29%)	33 (14%)	0	1
2	CB	233/256 (91%)	133 (57%)	68 (29%)	32 (14%)	0	1
3	AC	205/239 (86%)	130 (63%)	50 (24%)	25 (12%)	0	1
3	CC	205/239 (86%)	128 (62%)	52 (25%)	25 (12%)	0	1
4	AD	206/209 (99%)	139 (68%)	45 (22%)	22 (11%)	0	2
4	CD	206/209 (99%)	138 (67%)	46 (22%)	22 (11%)	0	2
5	AE	149/162 (92%)	101 (68%)	33 (22%)	15 (10%)	0	2
5	CE	149/162 (92%)	101 (68%)	33 (22%)	15 (10%)	0	2
6	AF	99/101 (98%)	74 (75%)	13 (13%)	12 (12%)	0	1
6	CF	99/101 (98%)	74 (75%)	13 (13%)	12 (12%)	0	1
7	AG	153/156 (98%)	107 (70%)	35 (23%)	11 (7%)	1	6

Continued on next page...

Continued from previous page...

Mol	Chain	Analysed	Favoured	Allowed	Outliers	Percentiles	
7	CG	153/156 (98%)	107 (70%)	35 (23%)	11 (7%)	1	6
8	AH	136/138 (99%)	99 (73%)	31 (23%)	6 (4%)	2	15
8	CH	136/138 (99%)	99 (73%)	30 (22%)	7 (5%)	1	13
9	AI	121/128 (94%)	75 (62%)	31 (26%)	15 (12%)	0	1
9	CI	121/128 (94%)	74 (61%)	33 (27%)	14 (12%)	0	1
10	AJ	97/105 (92%)	64 (66%)	28 (29%)	5 (5%)	1	12
10	CJ	97/105 (92%)	64 (66%)	28 (29%)	5 (5%)	1	12
11	AK	117/129 (91%)	76 (65%)	28 (24%)	13 (11%)	0	2
11	CK	117/129 (91%)	76 (65%)	28 (24%)	13 (11%)	0	2
12	AL	123/135 (91%)	89 (72%)	21 (17%)	13 (11%)	0	2
12	CL	123/135 (91%)	87 (71%)	22 (18%)	14 (11%)	0	2
13	AM	110/126 (87%)	62 (56%)	27 (24%)	21 (19%)	0	0
13	CM	110/126 (87%)	63 (57%)	26 (24%)	21 (19%)	0	0
14	AN	58/61 (95%)	37 (64%)	14 (24%)	7 (12%)	0	1
14	CN	58/61 (95%)	36 (62%)	16 (28%)	6 (10%)	0	2
15	AO	86/89 (97%)	54 (63%)	25 (29%)	7 (8%)	1	4
15	CO	86/89 (97%)	55 (64%)	24 (28%)	7 (8%)	1	4
16	AP	82/88 (93%)	55 (67%)	18 (22%)	9 (11%)	0	2
16	CP	82/88 (93%)	55 (67%)	18 (22%)	9 (11%)	0	2
17	AQ	98/105 (93%)	65 (66%)	21 (21%)	12 (12%)	0	1
17	CQ	98/105 (93%)	66 (67%)	20 (20%)	12 (12%)	0	1
18	AR	68/88 (77%)	36 (53%)	22 (32%)	10 (15%)	0	1
18	CR	68/88 (77%)	35 (52%)	23 (34%)	10 (15%)	0	1
19	AS	83/93 (89%)	48 (58%)	18 (22%)	17 (20%)	0	0
19	CS	83/93 (89%)	48 (58%)	18 (22%)	17 (20%)	0	0
20	AT	97/106 (92%)	62 (64%)	25 (26%)	10 (10%)	0	2
20	CT	97/106 (92%)	62 (64%)	25 (26%)	10 (10%)	0	2
21	AU	23/27 (85%)	11 (48%)	10 (44%)	2 (9%)	0	3
21	CU	23/27 (85%)	11 (48%)	10 (44%)	2 (9%)	0	3
24	AY	95/97 (98%)	81 (85%)	10 (10%)	4 (4%)	2	17
24	CY	14/97 (14%)	8 (57%)	4 (29%)	2 (14%)	0	1

Continued on next page...

Continued from previous page...

Mol	Chain	Analysed	Favoured	Allowed	Outliers	Percentiles	
25	B0	82/85 (96%)	67 (82%)	10 (12%)	5 (6%)	1	9
25	D0	82/85 (96%)	66 (80%)	10 (12%)	6 (7%)	1	6
26	B1	92/98 (94%)	70 (76%)	16 (17%)	6 (6%)	1	8
26	D1	92/98 (94%)	74 (80%)	9 (10%)	9 (10%)	0	3
27	B2	69/72 (96%)	51 (74%)	13 (19%)	5 (7%)	1	6
27	D2	69/72 (96%)	47 (68%)	18 (26%)	4 (6%)	1	10
28	B3	58/60 (97%)	49 (84%)	8 (14%)	1 (2%)	7	36
28	D3	58/60 (97%)	50 (86%)	7 (12%)	1 (2%)	7	36
29	B4	54/71 (76%)	28 (52%)	12 (22%)	14 (26%)	0	0
29	D4	54/71 (76%)	28 (52%)	12 (22%)	14 (26%)	0	0
30	B5	57/60 (95%)	42 (74%)	9 (16%)	6 (10%)	0	2
30	D5	57/60 (95%)	41 (72%)	10 (18%)	6 (10%)	0	2
31	B6	41/54 (76%)	17 (42%)	15 (37%)	9 (22%)	0	0
31	D6	41/54 (76%)	16 (39%)	16 (39%)	9 (22%)	0	0
32	B7	47/49 (96%)	45 (96%)	1 (2%)	1 (2%)	5	31
32	D7	47/49 (96%)	45 (96%)	1 (2%)	1 (2%)	5	31
33	B8	62/65 (95%)	35 (56%)	15 (24%)	12 (19%)	0	0
33	D8	62/65 (95%)	34 (55%)	15 (24%)	13 (21%)	0	0
34	B9	34/37 (92%)	24 (71%)	8 (24%)	2 (6%)	1	10
34	D9	34/37 (92%)	24 (71%)	8 (24%)	2 (6%)	1	10
37	BC	183/229 (80%)	75 (41%)	67 (37%)	41 (22%)	0	0
37	DC	183/229 (80%)	76 (42%)	65 (36%)	42 (23%)	0	0
38	BD	270/276 (98%)	199 (74%)	48 (18%)	23 (8%)	0	3
38	DD	270/276 (98%)	198 (73%)	47 (17%)	25 (9%)	0	3
39	BE	203/206 (98%)	142 (70%)	37 (18%)	24 (12%)	0	1
39	DE	203/206 (98%)	143 (70%)	36 (18%)	24 (12%)	0	1
40	BF	206/210 (98%)	137 (66%)	40 (19%)	29 (14%)	0	1
40	DF	206/210 (98%)	137 (66%)	41 (20%)	28 (14%)	0	1
41	BG	177/182 (97%)	109 (62%)	44 (25%)	24 (14%)	0	1
41	DG	177/182 (97%)	107 (60%)	43 (24%)	27 (15%)	0	0
42	BH	163/180 (91%)	90 (55%)	42 (26%)	31 (19%)	0	0

Continued on next page...

Continued from previous page...

Mol	Chain	Analysed	Favoured	Allowed	Outliers	Percentiles	
42	DH	163/180 (91%)	90 (55%)	42 (26%)	31 (19%)	0	0
43	BI	143/148 (97%)	80 (56%)	36 (25%)	27 (19%)	0	0
43	DI	143/148 (97%)	80 (56%)	36 (25%)	27 (19%)	0	0
45	BN	137/140 (98%)	97 (71%)	20 (15%)	20 (15%)	0	1
45	DN	137/140 (98%)	96 (70%)	21 (15%)	20 (15%)	0	1
46	BO	120/122 (98%)	99 (82%)	15 (12%)	6 (5%)	1	13
46	DO	120/122 (98%)	99 (82%)	15 (12%)	6 (5%)	1	13
47	BP	144/150 (96%)	70 (49%)	34 (24%)	40 (28%)	0	0
47	DP	144/150 (96%)	70 (49%)	34 (24%)	40 (28%)	0	0
48	BQ	139/141 (99%)	108 (78%)	18 (13%)	13 (9%)	0	3
48	DQ	139/141 (99%)	108 (78%)	18 (13%)	13 (9%)	0	3
49	BR	115/118 (98%)	80 (70%)	20 (17%)	15 (13%)	0	1
49	DR	115/118 (98%)	82 (71%)	20 (17%)	13 (11%)	0	2
50	BS	97/112 (87%)	46 (47%)	20 (21%)	31 (32%)	0	0
50	DS	97/112 (87%)	46 (47%)	20 (21%)	31 (32%)	0	0
51	BT	136/146 (93%)	79 (58%)	33 (24%)	24 (18%)	0	0
51	DT	136/146 (93%)	80 (59%)	31 (23%)	25 (18%)	0	0
52	BU	115/118 (98%)	87 (76%)	18 (16%)	10 (9%)	0	3
52	DU	115/118 (98%)	88 (76%)	17 (15%)	10 (9%)	0	3
53	BV	99/101 (98%)	72 (73%)	12 (12%)	15 (15%)	0	0
53	DV	99/101 (98%)	72 (73%)	12 (12%)	15 (15%)	0	0
54	BW	111/113 (98%)	84 (76%)	17 (15%)	10 (9%)	0	3
54	DW	111/113 (98%)	85 (77%)	16 (14%)	10 (9%)	0	3
55	BX	91/96 (95%)	73 (80%)	15 (16%)	3 (3%)	3	21
55	DX	91/96 (95%)	72 (79%)	16 (18%)	3 (3%)	3	21
56	BY	99/110 (90%)	50 (50%)	23 (23%)	26 (26%)	0	0
56	DY	99/110 (90%)	50 (50%)	23 (23%)	26 (26%)	0	0
57	BZ	185/206 (90%)	123 (66%)	38 (20%)	24 (13%)	0	1
57	DZ	185/206 (90%)	101 (55%)	49 (26%)	35 (19%)	0	0
All	All	11855/12786 (93%)	7751 (65%)	2556 (22%)	1548 (13%)	0	1

5 of 1548 Ramachandran outliers are listed below:

Mol	Chain	Res	Type
2	AB	75	LYS
2	AB	83	MET
2	AB	101	MET
2	AB	150	SER
2	AB	238	LEU

5.3.2 Protein sidechains ⓘ

In the following table, the Percentiles column shows the percent sidechain outliers of the chain as a percentile score with respect to all X-ray entries followed by that with respect to entries of similar resolution.

The Analysed column shows the number of residues for which the sidechain conformation was analysed, and the total number of residues.

Mol	Chain	Analysed	Rotameric	Outliers	Percentiles	
2	AB	202/220 (92%)	185 (92%)	17 (8%)	9	34
2	CB	202/220 (92%)	185 (92%)	17 (8%)	9	34
3	AC	160/188 (85%)	151 (94%)	9 (6%)	17	50
3	CC	160/188 (85%)	151 (94%)	9 (6%)	17	50
4	AD	179/181 (99%)	165 (92%)	14 (8%)	10	38
4	CD	179/181 (99%)	164 (92%)	15 (8%)	9	34
5	AE	115/123 (94%)	105 (91%)	10 (9%)	8	32
5	CE	115/123 (94%)	105 (91%)	10 (9%)	8	32
6	AF	90/90 (100%)	87 (97%)	3 (3%)	33	64
6	CF	90/90 (100%)	87 (97%)	3 (3%)	33	64
7	AG	126/127 (99%)	124 (98%)	2 (2%)	58	79
7	CG	126/127 (99%)	124 (98%)	2 (2%)	58	79
8	AH	119/119 (100%)	110 (92%)	9 (8%)	11	39
8	CH	119/119 (100%)	110 (92%)	9 (8%)	11	39
9	AI	98/99 (99%)	88 (90%)	10 (10%)	6	26
9	CI	98/99 (99%)	88 (90%)	10 (10%)	6	26
10	AJ	88/92 (96%)	78 (89%)	10 (11%)	4	21
10	CJ	88/92 (96%)	78 (89%)	10 (11%)	4	21
11	AK	90/99 (91%)	85 (94%)	5 (6%)	17	50
11	CK	90/99 (91%)	85 (94%)	5 (6%)	17	50

Continued on next page...

Continued from previous page...

Mol	Chain	Analysed	Rotameric	Outliers	Percentiles	
12	AL	104/111 (94%)	95 (91%)	9 (9%)	8	32
12	CL	104/111 (94%)	95 (91%)	9 (9%)	8	32
13	AM	94/101 (93%)	86 (92%)	8 (8%)	8	34
13	CM	94/101 (93%)	86 (92%)	8 (8%)	8	34
14	AN	49/50 (98%)	45 (92%)	4 (8%)	9	36
14	CN	49/50 (98%)	45 (92%)	4 (8%)	9	36
15	AO	79/80 (99%)	74 (94%)	5 (6%)	15	46
15	CO	79/80 (99%)	74 (94%)	5 (6%)	15	46
16	AP	72/74 (97%)	67 (93%)	5 (7%)	13	43
16	CP	72/74 (97%)	66 (92%)	6 (8%)	9	35
17	AQ	94/97 (97%)	91 (97%)	3 (3%)	34	65
17	CQ	94/97 (97%)	92 (98%)	2 (2%)	48	74
18	AR	61/77 (79%)	59 (97%)	2 (3%)	33	64
18	CR	61/77 (79%)	59 (97%)	2 (3%)	33	64
19	AS	72/80 (90%)	62 (86%)	10 (14%)	3	14
19	CS	72/80 (90%)	62 (86%)	10 (14%)	3	14
20	AT	76/82 (93%)	67 (88%)	9 (12%)	4	20
20	CT	76/82 (93%)	67 (88%)	9 (12%)	4	20
21	AU	19/22 (86%)	17 (90%)	2 (10%)	5	24
21	CU	19/22 (86%)	18 (95%)	1 (5%)	19	52
24	AY	78/78 (100%)	42 (54%)	36 (46%)	0	0
24	CY	12/78 (15%)	8 (67%)	4 (33%)	0	0
25	B0	66/67 (98%)	58 (88%)	8 (12%)	4	19
25	D0	66/67 (98%)	58 (88%)	8 (12%)	4	19
26	B1	78/83 (94%)	67 (86%)	11 (14%)	3	14
26	D1	78/83 (94%)	67 (86%)	11 (14%)	3	14
27	B2	66/67 (98%)	59 (89%)	7 (11%)	5	24
27	D2	66/67 (98%)	56 (85%)	10 (15%)	2	12
28	B3	51/52 (98%)	41 (80%)	10 (20%)	1	6
28	D3	51/52 (98%)	41 (80%)	10 (20%)	1	6
29	B4	49/63 (78%)	40 (82%)	9 (18%)	1	7

Continued on next page...

Continued from previous page...

Mol	Chain	Analysed	Rotameric	Outliers	Percentiles	
29	D4	49/63 (78%)	42 (86%)	7 (14%)	2	13
30	B5	51/52 (98%)	47 (92%)	4 (8%)	10	38
30	D5	51/52 (98%)	47 (92%)	4 (8%)	10	38
31	B6	43/52 (83%)	39 (91%)	4 (9%)	7	29
31	D6	43/52 (83%)	38 (88%)	5 (12%)	4	21
32	B7	41/42 (98%)	36 (88%)	5 (12%)	4	19
32	D7	41/42 (98%)	36 (88%)	5 (12%)	4	19
33	B8	53/55 (96%)	45 (85%)	8 (15%)	2	12
33	D8	53/55 (96%)	45 (85%)	8 (15%)	2	12
34	B9	33/34 (97%)	32 (97%)	1 (3%)	36	66
34	D9	33/34 (97%)	32 (97%)	1 (3%)	36	66
37	BC	61/181 (34%)	57 (93%)	4 (7%)	14	45
37	DC	61/181 (34%)	57 (93%)	4 (7%)	14	45
38	BD	213/218 (98%)	176 (83%)	37 (17%)	1	8
38	DD	213/218 (98%)	176 (83%)	37 (17%)	1	8
39	BE	165/166 (99%)	142 (86%)	23 (14%)	3	14
39	DE	165/166 (99%)	142 (86%)	23 (14%)	3	14
40	BF	165/166 (99%)	143 (87%)	22 (13%)	3	15
40	DF	165/166 (99%)	143 (87%)	22 (13%)	3	15
41	BG	155/156 (99%)	133 (86%)	22 (14%)	2	13
41	DG	155/156 (99%)	135 (87%)	20 (13%)	3	17
42	BH	137/148 (93%)	122 (89%)	15 (11%)	5	23
42	DH	137/148 (93%)	122 (89%)	15 (11%)	5	23
43	BI	121/124 (98%)	104 (86%)	17 (14%)	3	14
43	DI	121/124 (98%)	103 (85%)	18 (15%)	2	12
45	BN	117/119 (98%)	97 (83%)	20 (17%)	1	8
45	DN	117/119 (98%)	96 (82%)	21 (18%)	1	7
46	BO	100/100 (100%)	95 (95%)	5 (5%)	20	54
46	DO	100/100 (100%)	94 (94%)	6 (6%)	16	48
47	BP	112/116 (97%)	80 (71%)	32 (29%)	0	1
47	DP	112/116 (97%)	81 (72%)	31 (28%)	0	1

Continued on next page...

Continued from previous page...

Mol	Chain	Analysed	Rotameric	Outliers	Percentiles	
48	BQ	111/111 (100%)	104 (94%)	7 (6%)	15	46
48	DQ	111/111 (100%)	104 (94%)	7 (6%)	15	46
49	BR	100/101 (99%)	86 (86%)	14 (14%)	3	14
49	DR	100/101 (99%)	84 (84%)	16 (16%)	2	10
50	BS	77/88 (88%)	64 (83%)	13 (17%)	1	8
50	DS	77/88 (88%)	64 (83%)	13 (17%)	1	8
51	BT	120/127 (94%)	99 (82%)	21 (18%)	1	8
51	DT	120/127 (94%)	100 (83%)	20 (17%)	2	9
52	BU	92/94 (98%)	80 (87%)	12 (13%)	3	16
52	DU	92/94 (98%)	81 (88%)	11 (12%)	4	19
53	BV	82/82 (100%)	68 (83%)	14 (17%)	1	8
53	DV	82/82 (100%)	68 (83%)	14 (17%)	1	8
54	BW	91/92 (99%)	81 (89%)	10 (11%)	5	23
54	DW	91/92 (99%)	81 (89%)	10 (11%)	5	23
55	BX	74/78 (95%)	62 (84%)	12 (16%)	2	9
55	DX	74/78 (95%)	62 (84%)	12 (16%)	2	9
56	BY	84/91 (92%)	70 (83%)	14 (17%)	2	9
56	DY	84/91 (92%)	70 (83%)	14 (17%)	2	9
57	BZ	163/179 (91%)	147 (90%)	16 (10%)	6	27
57	DZ	163/179 (91%)	143 (88%)	20 (12%)	4	19
All	All	9806/10588 (93%)	8674 (88%)	1132 (12%)	4	21

5 of 1132 residues with a non-rotameric sidechain are listed below:

Mol	Chain	Res	Type
43	DI	86	THR
45	DN	103	VAL
43	DI	82	ARG
51	DT	51	ARG
43	BI	144	VAL

Sometimes sidechains can be flipped to improve hydrogen bonding and reduce clashes. 5 of 302 such sidechains are listed below:

Mol	Chain	Res	Type
38	DD	166	GLN
52	DU	71	GLN
39	DE	129	HIS
43	DI	74	ASN
57	DZ	73	GLN

5.3.3 RNA ⓘ

Mol	Chain	Analysed	Backbone Outliers	Pucker Outliers
1	AA	1505/1522 (98%)	206 (13%)	21 (1%)
1	CA	1505/1522 (98%)	235 (15%)	24 (1%)
22	AV	76/77 (98%)	18 (23%)	1 (1%)
22	AW	76/77 (98%)	14 (18%)	1 (1%)
22	CV	76/77 (98%)	20 (26%)	1 (1%)
22	CW	76/77 (98%)	8 (10%)	0
23	AX	15/25 (60%)	14 (93%)	10 (66%)
35	BA	2805/2848 (98%)	485 (17%)	58 (2%)
35	DA	2804/2848 (98%)	487 (17%)	58 (2%)
36	BB	118/122 (96%)	20 (16%)	1 (0%)
36	DB	118/122 (96%)	20 (16%)	1 (0%)
58	CX	8/25 (32%)	7 (87%)	5 (62%)
All	All	9182/9342 (98%)	1534 (16%)	181 (1%)

5 of 1534 RNA backbone outliers are listed below:

Mol	Chain	Res	Type
1	AA	4	U
1	AA	5	U
1	AA	6	G
1	AA	9	G
1	AA	31	G

5 of 181 RNA pucker outliers are listed below:

Mol	Chain	Res	Type
1	CA	1504	G
35	DA	746	A
58	CX	14	A
35	DA	331	A
35	DA	1301	A

5.4 Non-standard residues in protein, DNA, RNA chains ⓘ

2 non-standard protein/DNA/RNA residues are modelled in this entry.

In the following table, the Counts columns list the number of bonds (or angles) for which Mogul statistics could be retrieved, the number of bonds (or angles) that are observed in the model and the number of bonds (or angles) that are defined in the Chemical Component Dictionary. The Link column lists molecule types, if any, to which the group is linked. The Z score for a bond length (or angle) is the number of standard deviations the observed value is removed from the expected value. A bond length (or angle) with $|Z| > 2$ is considered an outlier worth inspection. RMSZ is the root-mean-square of all Z scores of the bond lengths (or angles).

Mol	Type	Chain	Res	Link	Bond lengths			Bond angles		
					Counts	RMSZ	$\# Z > 2$	Counts	RMSZ	$\# Z > 2$
1	A3P	AA	1493	1	22,28,29	0.82	0	24,42,45	1.57	4 (16%)
1	A3P	CA	1493	1	22,28,29	0.74	0	24,42,45	0.88	2 (8%)

In the following table, the Chirals column lists the number of chiral outliers, the number of chiral centers analysed, the number of these observed in the model and the number defined in the Chemical Component Dictionary. Similar counts are reported in the Torsion and Rings columns. '-' means no outliers of that kind were identified.

Mol	Type	Chain	Res	Link	Chirals	Torsions	Rings
1	A3P	AA	1493	1	-	1/8/30/31	0/3/3/3
1	A3P	CA	1493	1	-	2/8/30/31	0/3/3/3

There are no bond length outliers.

The worst 5 of 6 bond angle outliers are listed below:

Mol	Chain	Res	Type	Atoms	Z	Observed(°)	Ideal(°)
1	AA	1493	A3P	O2P-P1-O3'	-4.99	83.64	105.99
1	AA	1493	A3P	O3'-P1-O1P	4.11	125.27	109.39
1	CA	1493	A3P	C5-C6-N6	2.23	123.74	120.35
1	CA	1493	A3P	O2P-P1-O1P	2.16	119.13	110.68
1	AA	1493	A3P	C5-C6-N6	2.16	123.63	120.35

There are no chirality outliers.

All (3) torsion outliers are listed below:

Mol	Chain	Res	Type	Atoms
1	AA	1493	A3P	C3'-O3'-P1-O3P
1	CA	1493	A3P	C4'-C5'-O5'-P2
1	CA	1493	A3P	C3'-O3'-P1-O2P

There are no ring outliers.

2 monomers are involved in 12 short contacts:

Mol	Chain	Res	Type	Clashes	Symm-Clashes
1	AA	1493	A3P	10	0
1	CA	1493	A3P	2	0

5.5 Carbohydrates [i](#)

There are no oligosaccharides in this entry.

5.6 Ligand geometry [i](#)

Of 2338 ligands modelled in this entry, 2338 are monoatomic - leaving 0 for Mogul analysis.

There are no bond length outliers.

There are no bond angle outliers.

There are no chirality outliers.

There are no torsion outliers.

There are no ring outliers.

No monomer is involved in short contacts.

5.7 Other polymers [i](#)

There are no such residues in this entry.

5.8 Polymer linkage issues [i](#)

The following chains have linkage breaks:

Mol	Chain	Number of breaks
13	AM	3
13	CM	3
9	CI	2
9	AI	2
31	B6	1
31	D6	1
41	BG	1
41	DG	1

The worst 5 of 14 chain breaks are listed below:

Model	Chain	Residue-1	Atom-1	Residue-2	Atom-2	Distance (Å)
1	B6	46:HIS	C	47:THR	N	7.76
1	D6	46:HIS	C	47:THR	N	7.76
1	BG	112:PRO	C	113:ARG	N	4.73
1	DG	112:PRO	C	113:ARG	N	4.47
1	AM	69:GLU	C	70:LEU	N	4.25

6 Fit of model and data ⓘ

6.1 Protein, DNA and RNA chains ⓘ

In the following table, the column labelled ‘#RSRZ > 2’ contains the number (and percentage) of RSRZ outliers, followed by percent RSRZ outliers for the chain as percentile scores relative to all X-ray entries and entries of similar resolution. The OWAB column contains the minimum, median, 95th percentile and maximum values of the occupancy-weighted average B-factor per residue. The column labelled ‘Q < 0.9’ lists the number of (and percentage) of residues with an average occupancy less than 0.9.

Mol	Chain	Analysed	<RSRZ>	#RSRZ>2	OWAB(Å ²)	Q<0.9
1	AA	1507/1522 (99%)	0.22	42 (2%) 55 39	54, 107, 196, 201	0
1	CA	1507/1522 (99%)	1.30	318 (21%) 3 3	60, 169, 201, 201	0
2	AB	235/256 (91%)	0.37	15 (6%) 27 18	77, 152, 197, 201	0
2	CB	235/256 (91%)	0.68	20 (8%) 18 12	90, 173, 201, 201	0
3	AC	207/239 (86%)	0.51	11 (5%) 33 22	83, 149, 188, 201	0
3	CC	207/239 (86%)	0.62	14 (6%) 25 17	106, 175, 201, 201	0
4	AD	208/209 (99%)	0.33	7 (3%) 48 34	65, 105, 149, 180	0
4	CD	208/209 (99%)	1.18	39 (18%) 4 3	85, 173, 201, 201	0
5	AE	151/162 (93%)	0.16	4 (2%) 57 41	70, 107, 155, 198	0
5	CE	151/162 (93%)	0.89	22 (14%) 7 5	89, 155, 197, 201	0
6	AF	101/101 (100%)	0.32	1 (0%) 79 66	70, 125, 163, 190	0
6	CF	101/101 (100%)	0.25	2 (1%) 64 49	65, 110, 155, 184	0
7	AG	155/156 (99%)	0.28	5 (3%) 50 35	85, 141, 184, 201	0
7	CG	155/156 (99%)	0.64	12 (7%) 21 14	86, 164, 200, 201	0
8	AH	138/138 (100%)	0.21	7 (5%) 34 23	66, 108, 151, 171	0
8	CH	138/138 (100%)	0.76	8 (5%) 30 20	79, 157, 189, 201	0
9	AI	127/128 (99%)	0.78	17 (13%) 8 6	94, 164, 200, 201	0
9	CI	127/128 (99%)	0.98	24 (18%) 4 3	115, 177, 201, 201	0
10	AJ	99/105 (94%)	0.92	10 (10%) 14 10	105, 169, 201, 201	0
10	CJ	99/105 (94%)	1.38	26 (26%) 2 2	125, 181, 201, 201	0
11	AK	119/129 (92%)	0.20	4 (3%) 48 34	60, 113, 168, 197	0
11	CK	119/129 (92%)	0.48	8 (6%) 25 17	78, 139, 188, 200	0
12	AL	125/135 (92%)	0.08	2 (1%) 70 55	59, 90, 144, 201	0
12	CL	125/135 (92%)	1.18	31 (24%) 2 2	63, 139, 187, 201	0

Continued on next page...

Continued from previous page...

Mol	Chain	Analysed	<RSRZ>	#RSRZ>2	OWAB(Å ²)	Q<0.9
13	AM	118/126 (93%)	0.62	7 (5%) 29 19	96, 152, 189, 201	0
13	CM	118/126 (93%)	0.81	19 (16%) 5 4	102, 165, 201, 201	0
14	AN	60/61 (98%)	0.87	7 (11%) 10 8	99, 153, 198, 201	0
14	CN	60/61 (98%)	1.37	16 (26%) 2 2	118, 171, 200, 201	0
15	AO	88/89 (98%)	0.08	0 100 100	69, 102, 149, 171	0
15	CO	88/89 (98%)	0.44	6 (6%) 25 17	75, 123, 163, 176	0
16	AP	84/88 (95%)	0.16	2 (2%) 59 44	60, 92, 143, 195	0
16	CP	84/88 (95%)	1.42	22 (26%) 2 2	112, 172, 198, 201	0
17	AQ	100/105 (95%)	0.07	3 (3%) 52 37	63, 97, 134, 156	0
17	CQ	100/105 (95%)	0.71	4 (4%) 43 29	102, 142, 181, 195	0
18	AR	70/88 (79%)	0.24	1 (1%) 73 58	78, 116, 165, 178	0
18	CR	70/88 (79%)	0.31	2 (2%) 54 38	79, 120, 180, 196	0
19	AS	85/93 (91%)	0.38	1 (1%) 76 61	101, 164, 198, 201	0
19	CS	85/93 (91%)	0.89	13 (15%) 6 5	118, 176, 199, 201	0
20	AT	99/106 (93%)	0.27	0 100 100	60, 104, 163, 191	0
20	CT	99/106 (93%)	0.93	11 (11%) 12 8	113, 169, 198, 201	0
21	AU	25/27 (92%)	0.77	3 (12%) 10 7	91, 151, 184, 201	0
21	CU	25/27 (92%)	2.08	9 (36%) 1 1	84, 159, 199, 201	0
22	AV	77/77 (100%)	0.07	2 (2%) 57 41	55, 106, 161, 194	0
22	AW	77/77 (100%)	0.88	6 (7%) 20 14	125, 201, 201, 201	0
22	CV	77/77 (100%)	0.87	9 (11%) 10 8	50, 131, 174, 182	0
22	CW	77/77 (100%)	0.90	5 (6%) 26 18	146, 201, 201, 201	0
23	AX	16/25 (64%)	0.84	3 (18%) 4 3	84, 199, 201, 201	0
24	AY	97/97 (100%)	0.77	10 (10%) 13 9	2, 149, 189, 201	1 (1%)
24	CY	16/97 (16%)	0.67	1 (6%) 27 18	130, 157, 201, 201	0
25	B0	84/85 (98%)	0.26	3 (3%) 46 32	51, 90, 164, 196	0
25	D0	84/85 (98%)	0.60	3 (3%) 46 32	70, 105, 166, 191	0
26	B1	94/98 (95%)	0.07	6 (6%) 27 18	44, 76, 145, 161	0
26	D1	94/98 (95%)	-0.12	1 (1%) 77 63	41, 74, 139, 159	0
27	B2	71/72 (98%)	0.05	1 (1%) 73 58	65, 103, 150, 169	0
27	D2	71/72 (98%)	-0.35	1 (1%) 73 58	42, 71, 129, 195	0

Continued on next page...

Continued from previous page...

Mol	Chain	Analysed	<RSRZ>	#RSRZ>2	OWAB(Å ²)	Q<0.9
28	B3	60/60 (100%)	-0.07	0 100 100	42, 88, 148, 201	0
28	D3	60/60 (100%)	-0.12	0 100 100	50, 87, 142, 200	0
29	B4	56/71 (78%)	0.28	1 (1%) 67 52	96, 160, 187, 197	0
29	D4	56/71 (78%)	0.58	2 (3%) 46 32	122, 176, 201, 201	0
30	B5	59/60 (98%)	0.18	3 (5%) 34 23	37, 70, 174, 181	0
30	D5	59/60 (98%)	0.21	3 (5%) 34 23	27, 75, 177, 201	0
31	B6	45/54 (83%)	0.91	4 (8%) 17 12	97, 141, 184, 187	0
31	D6	45/54 (83%)	1.10	7 (15%) 6 4	103, 161, 195, 199	0
32	B7	49/49 (100%)	-0.24	0 100 100	38, 55, 112, 194	0
32	D7	49/49 (100%)	-0.38	1 (2%) 64 49	21, 40, 108, 159	0
33	B8	64/65 (98%)	0.36	4 (6%) 27 18	32, 72, 132, 200	0
33	D8	64/65 (98%)	0.69	7 (10%) 12 9	41, 83, 148, 201	0
34	B9	36/37 (97%)	0.92	6 (16%) 5 4	83, 123, 168, 201	0
34	D9	36/37 (97%)	1.30	9 (25%) 2 2	91, 128, 167, 197	0
35	BA	2807/2848 (98%)	-0.20	59 (2%) 63 47	32, 74, 188, 201	0
35	DA	2807/2848 (98%)	0.02	76 (2%) 56 40	29, 77, 189, 201	0
36	BB	119/122 (97%)	0.48	4 (3%) 48 34	76, 130, 181, 201	0
36	DB	119/122 (97%)	0.76	10 (8%) 18 13	87, 151, 189, 200	0
37	BC	191/229 (83%)	0.74	15 (7%) 20 14	160, 198, 201, 201	0
37	DC	191/229 (83%)	0.79	20 (10%) 13 9	154, 197, 201, 201	0
38	BD	272/276 (98%)	-0.05	7 (2%) 57 41	38, 71, 107, 184	0
38	DD	272/276 (98%)	0.13	8 (2%) 54 38	32, 68, 111, 185	0
39	BE	205/206 (99%)	0.15	9 (4%) 39 27	36, 83, 157, 201	0
39	DE	205/206 (99%)	0.35	9 (4%) 39 27	25, 91, 157, 201	0
40	BF	208/210 (99%)	-0.09	1 (0%) 87 78	30, 73, 156, 186	0
40	DF	208/210 (99%)	0.03	4 (1%) 66 50	24, 78, 165, 196	0
41	BG	181/182 (99%)	0.34	6 (3%) 49 34	79, 142, 188, 201	0
41	DG	181/182 (99%)	0.46	11 (6%) 28 19	92, 155, 193, 201	0
42	BH	165/180 (91%)	0.67	15 (9%) 16 11	90, 157, 193, 201	0
42	DH	165/180 (91%)	0.45	9 (5%) 32 21	55, 112, 158, 182	0
43	BI	145/148 (97%)	1.51	47 (32%) 1 1	60, 161, 201, 201	0

Continued on next page...

Continued from previous page...

Mol	Chain	Analysed	<RSRZ>	#RSRZ>2	OWAB(Å ²)	Q<0.9
43	DI	145/148 (97%)	0.80	13 (8%) 17 11	70, 130, 200, 201	0
44	BJ	0/131	-	-	-	-
44	DJ	0/131	-	-	-	-
45	BN	139/140 (99%)	0.06	5 (3%) 46 32	52, 88, 145, 201	0
45	DN	139/140 (99%)	-0.06	3 (2%) 62 46	44, 79, 140, 189	0
46	BO	122/122 (100%)	-0.27	0 100 100	42, 72, 101, 178	0
46	DO	122/122 (100%)	0.67	10 (8%) 19 13	59, 104, 154, 201	0
47	BP	146/150 (97%)	0.51	13 (8%) 17 12	26, 92, 150, 197	0
47	DP	146/150 (97%)	0.73	15 (10%) 13 9	35, 96, 170, 198	0
48	BQ	141/141 (100%)	0.17	5 (3%) 47 33	48, 89, 132, 201	0
48	DQ	141/141 (100%)	0.62	15 (10%) 13 9	53, 106, 159, 191	0
49	BR	117/118 (99%)	0.10	5 (4%) 40 27	39, 76, 125, 150	0
49	DR	117/118 (99%)	0.53	7 (5%) 29 19	53, 90, 147, 162	0
50	BS	99/112 (88%)	0.73	11 (11%) 12 8	75, 133, 182, 189	0
50	DS	99/112 (88%)	1.25	23 (23%) 2 2	95, 145, 196, 201	0
51	BT	138/146 (94%)	0.11	3 (2%) 62 46	51, 87, 182, 201	0
51	DT	138/146 (94%)	0.64	15 (10%) 12 9	68, 131, 194, 201	0
52	BU	117/118 (99%)	-0.08	3 (2%) 57 41	37, 73, 137, 201	0
52	DU	117/118 (99%)	-0.17	4 (3%) 48 34	25, 62, 114, 174	0
53	BV	101/101 (100%)	0.19	3 (2%) 52 37	35, 103, 143, 201	0
53	DV	101/101 (100%)	-0.07	3 (2%) 52 37	32, 80, 126, 180	0
54	BW	113/113 (100%)	-0.12	1 (0%) 81 68	43, 70, 133, 201	0
54	DW	113/113 (100%)	-0.34	1 (0%) 81 68	37, 60, 118, 187	0
55	BX	93/96 (96%)	0.03	0 100 100	43, 89, 125, 140	0
55	DX	93/96 (96%)	-0.22	1 (1%) 77 63	43, 65, 114, 153	0
56	BY	101/110 (91%)	0.72	14 (13%) 7 5	63, 109, 182, 201	0
56	DY	101/110 (91%)	0.71	14 (13%) 7 5	54, 99, 176, 201	0
57	BZ	187/206 (90%)	0.12	4 (2%) 63 47	74, 121, 171, 201	0
57	DZ	187/206 (90%)	0.28	7 (3%) 45 31	76, 133, 187, 201	0
58	CX	8/25 (32%)	1.29	2 (25%) 2 2	106, 165, 200, 201	0
All	All	21297/22390 (95%)	0.35	1383 (6%) 26 18	2, 111, 198, 201	1 (0%)

The worst 5 of 1383 RSRZ outliers are listed below:

Mol	Chain	Res	Type	RSRZ
24	AY	46	ASP	16.0
14	CN	2	ALA	11.5
50	DS	30	ARG	8.3
14	AN	2	ALA	8.2
43	BI	119	PRO	7.4

6.2 Non-standard residues in protein, DNA, RNA chains [i](#)

In the following table, the Atoms column lists the number of modelled atoms in the group and the number defined in the chemical component dictionary. The B-factors column lists the minimum, median, 95th percentile and maximum values of B factors of atoms in the group. The column labelled 'Q< 0.9' lists the number of atoms with occupancy less than 0.9.

Mol	Type	Chain	Res	Atoms	RSCC	RSR	B-factors(Å ²)	Q<0.9
1	A3P	CA	1493	26/27	0.56	0.14	191,200,203,203	0
1	A3P	AA	1493	26/27	0.83	0.12	151,182,188,189	0

6.3 Carbohydrates [i](#)

There are no monosaccharides in this entry.

6.4 Ligands [i](#)

In the following table, the Atoms column lists the number of modelled atoms in the group and the number defined in the chemical component dictionary. The B-factors column lists the minimum, median, 95th percentile and maximum values of B factors of atoms in the group. The column labelled 'Q< 0.9' lists the number of atoms with occupancy less than 0.9.

Mol	Type	Chain	Res	Atoms	RSCC	RSR	B-factors(Å ²)	Q<0.9
59	MG	D3	101	1/1	-0.23	1.26	1,1,1,1	1
59	MG	DY	201	1/1	-0.07	0.22	168,168,168,168	0
59	MG	DA	2944	1/1	-0.06	3.29	109,109,109,109	1
59	MG	DA	2930	1/1	-0.01	0.83	1,1,1,1	1
59	MG	DA	2950	1/1	0.00	2.07	80,80,80,80	1
59	MG	BA	3357	1/1	0.02	0.33	78,78,78,78	1
59	MG	AN	102	1/1	0.11	0.19	141,141,141,141	0
59	MG	CA	1610	1/1	0.12	0.29	143,143,143,143	0
59	MG	DA	3345	1/1	0.14	1.28	25,25,25,25	1
59	MG	DA	3238	1/1	0.17	0.26	134,134,134,134	0
59	MG	AA	1712	1/1	0.18	0.29	188,188,188,188	0
59	MG	AA	1802	1/1	0.21	0.40	119,119,119,119	0

Continued on next page...

Continued from previous page...

Mol	Type	Chain	Res	Atoms	RSCC	RSR	B-factors(\AA^2)	Q<0.9
59	MG	DA	2931	1/1	0.22	1.49	151,151,151,151	1
59	MG	DA	3563	1/1	0.26	0.19	68,68,68,68	1
59	MG	D6	102	1/1	0.26	0.29	97,97,97,97	0
59	MG	DA	3271	1/1	0.28	0.38	96,96,96,96	0
59	MG	CA	1777	1/1	0.29	0.20	125,125,125,125	0
59	MG	AA	1972	1/1	0.29	0.60	98,98,98,98	1
59	MG	DA	3686	1/1	0.32	0.35	107,107,107,107	0
59	MG	DA	2976	1/1	0.32	0.53	1,1,1,1	1
59	MG	BT	201	1/1	0.33	0.30	117,117,117,117	0
59	MG	BA	2967	1/1	0.34	0.46	95,95,95,95	0
59	MG	DA	3131	1/1	0.34	0.43	154,154,154,154	0
59	MG	AA	1605	1/1	0.35	0.32	152,152,152,152	0
59	MG	BA	3316	1/1	0.35	0.83	98,98,98,98	0
59	MG	BA	3120	1/1	0.36	0.35	101,101,101,101	0
59	MG	CC	301	1/1	0.36	0.14	117,117,117,117	0
59	MG	CA	1658	1/1	0.36	0.20	97,97,97,97	0
59	MG	CA	1759	1/1	0.36	0.40	98,98,98,98	0
59	MG	DA	3784	1/1	0.37	0.61	123,123,123,123	0
59	MG	DA	3133	1/1	0.37	0.33	120,120,120,120	0
59	MG	AQ	203	1/1	0.38	0.30	130,130,130,130	0
59	MG	BA	3585	1/1	0.39	0.54	143,143,143,143	0
59	MG	DA	3649	1/1	0.40	0.33	66,66,66,66	0
59	MG	AA	1648	1/1	0.41	0.33	108,108,108,108	0
59	MG	DA	3721	1/1	0.41	0.13	171,171,171,171	0
59	MG	BA	3095	1/1	0.42	0.42	95,95,95,95	0
59	MG	BA	3342	1/1	0.42	0.45	127,127,127,127	0
59	MG	DA	3689	1/1	0.43	0.14	123,123,123,123	0
59	MG	DA	3125	1/1	0.43	0.37	118,118,118,118	0
59	MG	BA	3268	1/1	0.43	0.27	88,88,88,88	1
59	MG	BA	3005	1/1	0.43	0.78	105,105,105,105	0
59	MG	DA	3419	1/1	0.44	0.72	122,122,122,122	0
59	MG	CV	106	1/1	0.44	0.21	101,101,101,101	0
59	MG	AA	1780	1/1	0.44	0.33	154,154,154,154	0
59	MG	DA	3374	1/1	0.44	0.43	91,91,91,91	0
59	MG	AA	1604	1/1	0.46	0.25	118,118,118,118	0
59	MG	BA	3570	1/1	0.46	0.34	115,115,115,115	0
59	MG	DA	3788	1/1	0.46	0.23	124,124,124,124	0
59	MG	BA	3580	1/1	0.46	0.28	135,135,135,135	0
59	MG	DA	3781	1/1	0.47	0.26	143,143,143,143	0
59	MG	CA	1716	1/1	0.47	0.16	110,110,110,110	0
59	MG	CA	1657	1/1	0.48	0.23	85,85,85,85	0
59	MG	BA	3602	1/1	0.48	0.49	122,122,122,122	1

Continued on next page...

Continued from previous page...

Mol	Type	Chain	Res	Atoms	RSCC	RSR	B-factors(\AA^2)	Q<0.9
59	MG	BA	3193	1/1	0.48	0.45	109,109,109,109	0
59	MG	DA	3571	1/1	0.48	0.34	96,96,96,96	0
59	MG	BA	2951	1/1	0.48	0.22	142,142,142,142	0
59	MG	DA	3349	1/1	0.48	1.12	141,141,141,141	0
59	MG	AA	1820	1/1	0.49	0.29	97,97,97,97	0
59	MG	D0	104	1/1	0.50	0.28	98,98,98,98	0
59	MG	DA	3406	1/1	0.50	1.21	38,38,38,38	1
59	MG	DA	3418	1/1	0.50	0.31	88,88,88,88	0
59	MG	DA	3769	1/1	0.50	0.30	142,142,142,142	0
59	MG	AA	1711	1/1	0.50	0.30	90,90,90,90	0
59	MG	AV	104	1/1	0.50	0.15	133,133,133,133	0
59	MG	BA	3205	1/1	0.50	0.39	78,78,78,78	0
59	MG	BA	3112	1/1	0.50	0.31	101,101,101,101	0
59	MG	CA	1692	1/1	0.51	0.26	140,140,140,140	0
59	MG	BA	3576	1/1	0.51	0.26	97,97,97,97	0
59	MG	DA	3144	1/1	0.51	0.28	131,131,131,131	0
59	MG	DA	3515	1/1	0.51	0.52	108,108,108,108	0
59	MG	AA	1627	1/1	0.51	0.23	142,142,142,142	0
59	MG	DA	3779	1/1	0.52	0.33	122,122,122,122	0
59	MG	DA	3390	1/1	0.53	0.53	60,60,60,60	1
59	MG	BA	3245	1/1	0.53	0.29	116,116,116,116	0
59	MG	CA	1720	1/1	0.53	0.31	106,106,106,106	0
59	MG	DA	3172	1/1	0.53	0.54	102,102,102,102	0
59	MG	DA	3485	1/1	0.53	0.40	8,8,8,8	1
59	MG	CA	1780	1/1	0.53	0.29	47,47,47,47	1
59	MG	AA	1792	1/1	0.54	0.21	102,102,102,102	0
59	MG	DA	3113	1/1	0.54	0.42	109,109,109,109	0
59	MG	BA	3199	1/1	0.54	0.75	110,110,110,110	0
59	MG	CA	1750	1/1	0.54	0.26	102,102,102,102	0
59	MG	DB	204	1/1	0.54	0.24	110,110,110,110	0
59	MG	DA	3634	1/1	0.54	0.23	83,83,83,83	0
59	MG	AA	1801	1/1	0.55	0.37	130,130,130,130	0
59	MG	CA	1697	1/1	0.55	0.33	83,83,83,83	0
59	MG	CA	1685	1/1	0.55	0.27	92,92,92,92	0
59	MG	DA	3628	1/1	0.55	0.60	93,93,93,93	0
59	MG	DA	2920	1/1	0.55	1.04	15,15,15,15	1
59	MG	DA	3459	1/1	0.55	0.62	92,92,92,92	0
59	MG	DA	3479	1/1	0.55	0.35	127,127,127,127	0
59	MG	CA	1763	1/1	0.55	0.13	105,105,105,105	0
59	MG	AA	1865	1/1	0.56	0.27	96,96,96,96	0
59	MG	DA	3145	1/1	0.56	0.56	120,120,120,120	0
59	MG	BA	3043	1/1	0.56	0.51	80,80,80,80	0

Continued on next page...

Continued from previous page...

Mol	Type	Chain	Res	Atoms	RSCC	RSR	B-factors(\AA^2)	Q<0.9
59	MG	DA	3203	1/1	0.56	0.28	112,112,112,112	0
59	MG	DA	3065	1/1	0.56	0.37	128,128,128,128	0
59	MG	DA	3240	1/1	0.56	0.19	128,128,128,128	0
59	MG	BA	3072	1/1	0.56	0.33	101,101,101,101	0
59	MG	DA	3124	1/1	0.56	0.36	81,81,81,81	0
59	MG	BA	2963	1/1	0.56	0.46	113,113,113,113	0
59	MG	CA	1756	1/1	0.56	0.20	87,87,87,87	0
59	MG	AA	1868	1/1	0.56	0.27	100,100,100,100	0
59	MG	AA	1642	1/1	0.57	0.38	108,108,108,108	0
59	MG	BA	3059	1/1	0.57	0.33	98,98,98,98	0
59	MG	AA	1938	1/1	0.57	0.55	124,124,124,124	0
59	MG	BA	3583	1/1	0.57	0.57	81,81,81,81	1
59	MG	BA	3190	1/1	0.57	0.45	117,117,117,117	0
59	MG	BA	3446	1/1	0.57	0.25	99,99,99,99	0
59	MG	DA	3384	1/1	0.57	0.40	120,120,120,120	0
59	MG	DA	3017	1/1	0.57	0.26	70,70,70,70	0
59	MG	DA	3035	1/1	0.57	0.26	84,84,84,84	0
59	MG	CA	1695	1/1	0.57	0.45	110,110,110,110	0
59	MG	DA	3540	1/1	0.58	0.10	152,152,152,152	0
59	MG	DA	2983	1/1	0.58	0.31	79,79,79,79	1
59	MG	CA	1622	1/1	0.58	0.40	99,99,99,99	0
59	MG	BA	3383	1/1	0.58	0.34	126,126,126,126	0
59	MG	BA	3087	1/1	0.58	0.31	87,87,87,87	0
59	MG	DA	2906	1/1	0.58	0.50	93,93,93,93	1
59	MG	DA	2972	1/1	0.58	0.35	97,97,97,97	0
59	MG	CA	1747	1/1	0.58	0.27	79,79,79,79	0
59	MG	CV	101	1/1	0.59	0.57	93,93,93,93	1
59	MG	AA	1905	1/1	0.59	0.50	71,71,71,71	1
59	MG	BA	3598	1/1	0.59	0.43	110,110,110,110	0
59	MG	BA	3529	1/1	0.59	0.29	70,70,70,70	0
59	MG	AA	1813	1/1	0.59	0.23	134,134,134,134	0
59	MG	DA	2990	1/1	0.59	0.38	43,43,43,43	1
59	MG	DA	3748	1/1	0.59	0.55	125,125,125,125	0
59	MG	AA	1968	1/1	0.59	0.32	95,95,95,95	0
59	MG	BA	2923	1/1	0.59	0.35	96,96,96,96	0
59	MG	DA	2925	1/1	0.59	0.46	108,108,108,108	0
59	MG	DA	3111	1/1	0.59	0.27	83,83,83,83	0
59	MG	DA	3322	1/1	0.59	0.45	89,89,89,89	0
59	MG	CA	1719	1/1	0.59	0.25	95,95,95,95	0
59	MG	AA	1771	1/1	0.59	0.28	95,95,95,95	0
59	MG	DA	3150	1/1	0.60	0.16	98,98,98,98	0
59	MG	AY	103	1/1	0.60	0.30	108,108,108,108	0

Continued on next page...

Continued from previous page...

Mol	Type	Chain	Res	Atoms	RSCC	RSR	B-factors(\AA^2)	Q<0.9
59	MG	DA	3075	1/1	0.60	0.27	98,98,98,98	0
59	MG	DA	2961	1/1	0.60	0.42	126,126,126,126	0
59	MG	CA	1721	1/1	0.60	0.87	111,111,111,111	0
59	MG	BA	3379	1/1	0.60	0.48	114,114,114,114	0
59	MG	BA	2987	1/1	0.60	0.33	104,104,104,104	0
59	MG	BA	3391	1/1	0.60	0.43	91,91,91,91	1
59	MG	BA	3335	1/1	0.60	0.41	113,113,113,113	0
59	MG	DA	3138	1/1	0.60	0.51	139,139,139,139	0
59	MG	AA	1740	1/1	0.60	0.19	94,94,94,94	0
59	MG	DA	3049	1/1	0.60	0.69	96,96,96,96	0
59	MG	AA	1910	1/1	0.61	0.31	120,120,120,120	0
59	MG	BA	3044	1/1	0.61	0.51	64,64,64,64	0
59	MG	BA	3287	1/1	0.61	0.25	104,104,104,104	0
59	MG	DA	3591	1/1	0.61	0.70	19,19,19,19	1
59	MG	DA	3081	1/1	0.61	0.32	75,75,75,75	0
59	MG	AA	1789	1/1	0.61	0.12	108,108,108,108	0
59	MG	CA	1626	1/1	0.61	0.48	112,112,112,112	0
59	MG	AA	1953	1/1	0.61	0.18	120,120,120,120	0
59	MG	BA	3234	1/1	0.61	0.42	90,90,90,90	0
59	MG	CA	1741	1/1	0.62	0.49	106,106,106,106	0
59	MG	DA	3517	1/1	0.62	0.20	107,107,107,107	0
59	MG	AV	102	1/1	0.62	0.50	106,106,106,106	0
59	MG	AA	1900	1/1	0.62	0.11	128,128,128,128	0
59	MG	AV	106	1/1	0.62	0.17	87,87,87,87	1
59	MG	CA	1689	1/1	0.62	0.16	96,96,96,96	1
59	MG	DA	3079	1/1	0.62	0.40	127,127,127,127	0
59	MG	BA	3303	1/1	0.62	0.17	88,88,88,88	0
59	MG	DA	2936	1/1	0.62	0.26	81,81,81,81	0
59	MG	DA	2940	1/1	0.62	0.28	106,106,106,106	0
59	MG	DA	3376	1/1	0.62	0.55	93,93,93,93	0
59	MG	AA	1776	1/1	0.62	0.50	119,119,119,119	0
59	MG	BA	3501	1/1	0.62	0.36	112,112,112,112	0
59	MG	DA	2954	1/1	0.62	0.56	47,47,47,47	1
59	MG	CA	1700	1/1	0.62	0.34	104,104,104,104	0
59	MG	BA	2907	1/1	0.62	0.20	108,108,108,108	0
59	MG	AA	1666	1/1	0.62	0.47	127,127,127,127	0
59	MG	BA	3350	1/1	0.62	0.62	118,118,118,118	0
59	MG	CA	1637	1/1	0.62	0.21	114,114,114,114	0
59	MG	DA	3491	1/1	0.62	0.32	107,107,107,107	0
59	MG	DA	3289	1/1	0.63	0.28	78,78,78,78	0
59	MG	BA	3001	1/1	0.63	0.28	117,117,117,117	0
59	MG	DA	3615	1/1	0.63	0.29	86,86,86,86	0

Continued on next page...

Continued from previous page...

Mol	Type	Chain	Res	Atoms	RSCC	RSR	B-factors(\AA^2)	Q<0.9
59	MG	CA	1752	1/1	0.63	0.25	113,113,113,113	0
59	MG	CA	1737	1/1	0.63	0.17	120,120,120,120	0
59	MG	AA	1790	1/1	0.63	0.41	96,96,96,96	0
59	MG	DA	3673	1/1	0.63	0.34	116,116,116,116	0
59	MG	DA	3433	1/1	0.63	0.44	1,1,1,1	1
59	MG	BA	3097	1/1	0.63	0.28	89,89,89,89	0
59	MG	DA	3578	1/1	0.64	0.38	105,105,105,105	0
59	MG	BA	3146	1/1	0.64	0.40	113,113,113,113	0
59	MG	CA	1677	1/1	0.64	0.26	88,88,88,88	1
59	MG	CA	1725	1/1	0.64	0.29	76,76,76,76	1
59	MG	AA	1939	1/1	0.64	0.27	74,74,74,74	1
59	MG	BA	3140	1/1	0.64	0.32	113,113,113,113	0
59	MG	CA	1773	1/1	0.64	0.21	106,106,106,106	0
59	MG	DA	3358	1/1	0.64	0.32	93,93,93,93	0
59	MG	BA	3395	1/1	0.64	0.32	84,84,84,84	0
59	MG	DA	3648	1/1	0.65	0.36	100,100,100,100	0
59	MG	AA	1722	1/1	0.65	0.23	116,116,116,116	0
59	MG	BA	3588	1/1	0.65	0.33	90,90,90,90	0
59	MG	DA	3146	1/1	0.65	0.33	85,85,85,85	0
59	MG	AA	1758	1/1	0.65	0.32	98,98,98,98	0
59	MG	DA	3717	1/1	0.65	0.54	155,155,155,155	0
59	MG	CA	1735	1/1	0.65	0.19	127,127,127,127	0
59	MG	DA	3000	1/1	0.65	0.14	105,105,105,105	0
59	MG	AA	1943	1/1	0.65	0.25	60,60,60,60	1
59	MG	BA	3213	1/1	0.65	0.54	135,135,135,135	0
59	MG	CA	1608	1/1	0.65	0.32	124,124,124,124	0
59	MG	AA	1873	1/1	0.65	0.31	117,117,117,117	0
59	MG	DA	3066	1/1	0.65	0.23	113,113,113,113	0
59	MG	DA	3143	1/1	0.65	0.42	113,113,113,113	0
59	MG	DA	3640	1/1	0.65	0.50	81,81,81,81	1
59	MG	DA	3378	1/1	0.66	0.36	96,96,96,96	0
59	MG	BA	2993	1/1	0.66	0.49	86,86,86,86	0
59	MG	D6	101	1/1	0.66	0.28	95,95,95,95	0
59	MG	AA	1964	1/1	0.66	0.47	106,106,106,106	0
59	MG	BA	3346	1/1	0.66	0.26	71,71,71,71	0
59	MG	BA	3272	1/1	0.66	0.53	126,126,126,126	0
59	MG	AA	1705	1/1	0.66	0.29	105,105,105,105	0
59	MG	DA	2928	1/1	0.66	0.17	61,61,61,61	1
59	MG	AA	1936	1/1	0.66	0.15	135,135,135,135	0
59	MG	CV	110	1/1	0.66	0.19	105,105,105,105	0
59	MG	AD	303	1/1	0.66	0.26	134,134,134,134	0
59	MG	DA	3116	1/1	0.66	0.23	78,78,78,78	0

Continued on next page...

Continued from previous page...

Mol	Type	Chain	Res	Atoms	RSCC	RSR	B-factors(\AA^2)	Q<0.9
59	MG	DA	3662	1/1	0.66	0.42	59,59,59,59	0
59	MG	BA	3222	1/1	0.67	0.23	108,108,108,108	0
59	MG	DA	3497	1/1	0.67	0.31	103,103,103,103	0
59	MG	BA	3132	1/1	0.67	0.28	81,81,81,81	0
59	MG	DA	3680	1/1	0.67	0.33	98,98,98,98	0
59	MG	AA	1828	1/1	0.67	0.14	86,86,86,86	0
59	MG	BH	201	1/1	0.67	0.20	71,71,71,71	1
59	MG	CA	1646	1/1	0.67	0.35	102,102,102,102	0
59	MG	DA	3137	1/1	0.67	0.21	70,70,70,70	0
59	MG	DA	3573	1/1	0.67	0.26	86,86,86,86	0
59	MG	BH	204	1/1	0.67	0.21	57,57,57,57	1
59	MG	DA	3770	1/1	0.67	0.16	85,85,85,85	1
59	MG	DA	2988	1/1	0.67	0.48	40,40,40,40	1
59	MG	DA	3337	1/1	0.67	0.31	90,90,90,90	0
59	MG	DA	3447	1/1	0.67	0.24	70,70,70,70	0
59	MG	AA	1907	1/1	0.67	0.28	96,96,96,96	0
59	MG	DA	2991	1/1	0.67	0.17	44,44,44,44	1
59	MG	DB	207	1/1	0.67	0.21	53,53,53,53	1
59	MG	AA	1831	1/1	0.67	0.52	89,89,89,89	0
59	MG	DA	2908	1/1	0.68	0.30	97,97,97,97	0
59	MG	BA	3321	1/1	0.68	0.25	58,58,58,58	0
59	MG	AA	1935	1/1	0.68	0.28	96,96,96,96	0
59	MG	DA	3495	1/1	0.68	0.28	75,75,75,75	0
59	MG	DA	3404	1/1	0.68	0.27	87,87,87,87	0
59	MG	CA	1671	1/1	0.68	0.31	99,99,99,99	0
59	MG	AA	1966	1/1	0.68	0.11	99,99,99,99	0
59	MG	BA	3113	1/1	0.68	0.12	95,95,95,95	0
59	MG	AA	1698	1/1	0.68	0.44	103,103,103,103	0
59	MG	AO	102	1/1	0.68	0.21	77,77,77,77	0
59	MG	DA	3457	1/1	0.68	0.29	68,68,68,68	0
59	MG	DO	201	1/1	0.68	0.17	117,117,117,117	0
59	MG	CJ	201	1/1	0.68	0.22	115,115,115,115	0
59	MG	AA	1735	1/1	0.69	0.23	85,85,85,85	0
59	MG	DA	3676	1/1	0.69	0.23	96,96,96,96	0
59	MG	DA	3516	1/1	0.69	0.56	97,97,97,97	0
59	MG	DA	3266	1/1	0.69	0.36	57,57,57,57	0
59	MG	AA	1959	1/1	0.69	0.66	146,146,146,146	0
59	MG	DA	3706	1/1	0.69	0.34	66,66,66,66	0
59	MG	CA	1746	1/1	0.69	0.20	85,85,85,85	0
59	MG	BQ	201	1/1	0.69	0.15	72,72,72,72	0
59	MG	DA	3329	1/1	0.69	0.71	110,110,110,110	0
59	MG	AH	201	1/1	0.69	0.33	102,102,102,102	0

Continued on next page...

Continued from previous page...

Mol	Type	Chain	Res	Atoms	RSCC	RSR	B-factors(\AA^2)	Q<0.9
59	MG	AA	1617	1/1	0.69	0.12	109,109,109,109	0
59	MG	BA	3592	1/1	0.69	0.19	100,100,100,100	0
59	MG	DA	3464	1/1	0.69	0.29	62,62,62,62	1
59	MG	AA	1743	1/1	0.69	0.26	87,87,87,87	0
59	MG	AA	1726	1/1	0.69	0.28	70,70,70,70	1
59	MG	CA	1765	1/1	0.69	0.22	94,94,94,94	0
59	MG	CA	1629	1/1	0.69	0.23	98,98,98,98	0
59	MG	DA	3661	1/1	0.69	0.27	100,100,100,100	0
59	MG	DA	3127	1/1	0.69	0.09	93,93,93,93	0
59	MG	AA	1915	1/1	0.70	0.26	75,75,75,75	0
59	MG	AA	1924	1/1	0.70	0.47	84,84,84,84	0
59	MG	AO	101	1/1	0.70	0.24	111,111,111,111	0
59	MG	DA	3696	1/1	0.70	0.45	80,80,80,80	0
59	MG	DA	2901	1/1	0.70	0.29	51,51,51,51	0
59	MG	DA	3711	1/1	0.70	0.20	55,55,55,55	1
59	MG	DA	2958	1/1	0.70	0.87	59,59,59,59	1
59	MG	AA	1883	1/1	0.70	0.24	58,58,58,58	0
59	MG	DA	3617	1/1	0.70	0.46	111,111,111,111	0
59	MG	BA	3215	1/1	0.70	0.62	4,4,4,4	1
59	MG	AA	1832	1/1	0.70	0.23	140,140,140,140	0
59	MG	DA	3637	1/1	0.70	0.34	88,88,88,88	0
59	MG	DA	3168	1/1	0.70	0.34	100,100,100,100	0
59	MG	DA	2923	1/1	0.70	0.13	94,94,94,94	0
59	MG	AA	1747	1/1	0.70	0.17	119,119,119,119	0
59	MG	CA	1712	1/1	0.70	0.24	88,88,88,88	1
59	MG	BA	3238	1/1	0.70	0.36	110,110,110,110	0
59	MG	AA	1673	1/1	0.70	0.32	90,90,90,90	0
59	MG	AA	1795	1/1	0.70	0.16	96,96,96,96	0
59	MG	DA	3665	1/1	0.71	0.41	96,96,96,96	0
59	MG	DA	3671	1/1	0.71	0.27	103,103,103,103	0
59	MG	BA	3339	1/1	0.71	0.57	63,63,63,63	1
59	MG	BA	3540	1/1	0.71	0.83	66,66,66,66	1
59	MG	DA	3369	1/1	0.71	0.26	95,95,95,95	0
59	MG	BA	3172	1/1	0.71	0.36	80,80,80,80	0
59	MG	DA	2945	1/1	0.71	0.27	102,102,102,102	0
59	MG	AA	1794	1/1	0.71	0.39	106,106,106,106	0
59	MG	BA	3102	1/1	0.71	0.32	64,64,64,64	0
59	MG	AA	1970	1/1	0.71	0.19	107,107,107,107	0
59	MG	DA	3391	1/1	0.71	0.22	73,73,73,73	0
59	MG	DA	3191	1/1	0.71	0.31	83,83,83,83	0
59	MG	DA	3730	1/1	0.71	0.32	91,91,91,91	0
59	MG	DA	2960	1/1	0.71	0.35	57,57,57,57	1

Continued on next page...

Continued from previous page...

Mol	Type	Chain	Res	Atoms	RSCC	RSR	B-factors(\AA^2)	Q<0.9
59	MG	BA	3276	1/1	0.71	0.10	125,125,125,125	0
59	MG	DA	2907	1/1	0.71	0.30	83,83,83,83	0
59	MG	AA	1827	1/1	0.71	0.19	85,85,85,85	0
59	MG	AA	1662	1/1	0.71	0.23	68,68,68,68	0
59	MG	AA	1765	1/1	0.71	0.13	107,107,107,107	1
59	MG	DA	3786	1/1	0.71	0.39	144,144,144,144	0
59	MG	DA	3321	1/1	0.71	0.27	88,88,88,88	0
59	MG	DA	3793	1/1	0.71	0.39	130,130,130,130	0
59	MG	AA	1715	1/1	0.71	0.18	126,126,126,126	0
59	MG	BA	3480	1/1	0.71	0.30	55,55,55,55	0
59	MG	DB	211	1/1	0.71	0.22	80,80,80,80	0
59	MG	DF	302	1/1	0.71	0.30	98,98,98,98	0
59	MG	BA	3493	1/1	0.71	0.34	101,101,101,101	0
59	MG	AA	1756	1/1	0.71	0.23	91,91,91,91	0
59	MG	DA	3134	1/1	0.72	0.11	74,74,74,74	0
59	MG	BA	3336	1/1	0.72	0.15	99,99,99,99	0
59	MG	AA	1861	1/1	0.72	0.29	77,77,77,77	0
59	MG	CA	1650	1/1	0.72	0.23	79,79,79,79	0
59	MG	AA	1659	1/1	0.72	0.10	107,107,107,107	0
59	MG	AX	101	1/1	0.72	0.22	113,113,113,113	0
59	MG	BA	3229	1/1	0.72	0.29	88,88,88,88	0
59	MG	BA	3003	1/1	0.72	0.30	75,75,75,75	0
59	MG	CA	1680	1/1	0.72	0.35	102,102,102,102	0
59	MG	DA	3021	1/1	0.72	0.47	87,87,87,87	0
59	MG	DA	3449	1/1	0.72	0.25	71,71,71,71	0
59	MG	BA	3358	1/1	0.72	0.18	100,100,100,100	0
59	MG	BA	3361	1/1	0.72	0.46	105,105,105,105	0
59	MG	DA	3220	1/1	0.72	0.19	117,117,117,117	0
59	MG	AA	1757	1/1	0.72	0.45	111,111,111,111	0
59	MG	DA	3239	1/1	0.72	0.09	96,96,96,96	0
59	MG	CA	1770	1/1	0.72	0.21	54,54,54,54	1
59	MG	DA	3253	1/1	0.72	0.29	52,52,52,52	0
59	MG	DA	3068	1/1	0.72	0.15	51,51,51,51	0
59	MG	DA	3074	1/1	0.72	0.24	129,129,129,129	0
59	MG	DA	3754	1/1	0.72	0.34	34,34,34,34	1
59	MG	BA	3015	1/1	0.72	0.16	105,105,105,105	0
59	MG	BA	2904	1/1	0.72	0.37	104,104,104,104	0
59	MG	DA	2939	1/1	0.72	0.78	1,1,1,1	1
59	MG	DA	3552	1/1	0.72	0.42	120,120,120,120	0
59	MG	DA	3555	1/1	0.72	0.36	105,105,105,105	0
59	MG	AA	1646	1/1	0.72	0.30	106,106,106,106	0
59	MG	AA	1652	1/1	0.72	0.12	95,95,95,95	0

Continued on next page...

Continued from previous page...

Mol	Type	Chain	Res	Atoms	RSCC	RSR	B-factors(\AA^2)	Q<0.9
59	MG	DA	3344	1/1	0.72	0.37	75,75,75,75	0
59	MG	CC	302	1/1	0.72	0.13	114,114,114,114	0
59	MG	AA	1887	1/1	0.72	0.25	72,72,72,72	0
59	MG	BA	3083	1/1	0.72	0.32	80,80,80,80	0
59	MG	AA	1891	1/1	0.72	0.22	54,54,54,54	1
59	MG	AA	1836	1/1	0.72	0.21	114,114,114,114	0
59	MG	BA	3210	1/1	0.72	0.45	106,106,106,106	0
59	MG	BA	3312	1/1	0.73	0.24	53,53,53,53	0
59	MG	DA	3567	1/1	0.73	0.26	98,98,98,98	0
59	MG	BA	3400	1/1	0.73	0.20	87,87,87,87	0
59	MG	DA	3269	1/1	0.73	0.21	44,44,44,44	0
59	MG	BA	3415	1/1	0.73	0.23	69,69,69,69	1
59	MG	CA	1619	1/1	0.73	0.12	116,116,116,116	0
59	MG	DA	3297	1/1	0.73	0.32	53,53,53,53	0
59	MG	AA	1730	1/1	0.73	0.17	77,77,77,77	1
59	MG	BA	3364	1/1	0.73	1.06	66,66,66,66	1
59	MG	DA	2946	1/1	0.73	0.40	96,96,96,96	0
59	MG	BA	3150	1/1	0.73	0.39	145,145,145,145	0
59	MG	BA	3498	1/1	0.73	0.85	85,85,85,85	1
59	MG	CA	1641	1/1	0.73	0.25	84,84,84,84	0
59	MG	DA	3158	1/1	0.73	0.28	130,130,130,130	0
59	MG	DA	3651	1/1	0.73	0.77	93,93,93,93	0
59	MG	CA	1644	1/1	0.73	0.20	92,92,92,92	0
59	MG	BA	3380	1/1	0.73	0.36	133,133,133,133	0
59	MG	AA	1821	1/1	0.73	0.34	65,65,65,65	0
59	MG	AA	1942	1/1	0.73	0.35	98,98,98,98	0
59	MG	CA	1779	1/1	0.73	0.28	102,102,102,102	0
59	MG	BA	3394	1/1	0.73	0.22	85,85,85,85	0
59	MG	CA	1668	1/1	0.73	0.17	94,94,94,94	0
59	MG	CA	1670	1/1	0.73	0.13	66,66,66,66	0
59	MG	BA	3440	1/1	0.74	0.38	72,72,72,72	0
59	MG	DA	3439	1/1	0.74	0.14	54,54,54,54	1
59	MG	DA	3443	1/1	0.74	0.48	133,133,133,133	0
59	MG	DA	2966	1/1	0.74	0.84	51,51,51,51	1
59	MG	BA	3216	1/1	0.74	0.18	73,73,73,73	0
59	MG	DA	3455	1/1	0.74	0.23	71,71,71,71	0
59	MG	DA	3123	1/1	0.74	0.45	91,91,91,91	0
59	MG	DA	2917	1/1	0.74	0.31	89,89,89,89	0
59	MG	BA	2929	1/1	0.74	0.21	90,90,90,90	0
59	MG	DA	3476	1/1	0.74	0.34	120,120,120,120	0
59	MG	AA	1769	1/1	0.74	0.19	101,101,101,101	0
59	MG	BB	206	1/1	0.74	0.25	90,90,90,90	1

Continued on next page...

Continued from previous page...

Mol	Type	Chain	Res	Atoms	RSCC	RSR	B-factors(\AA^2)	Q<0.9
59	MG	BA	3367	1/1	0.74	0.53	96,96,96,96	0
59	MG	AA	1857	1/1	0.74	0.12	57,57,57,57	0
59	MG	BA	3117	1/1	0.74	0.46	98,98,98,98	0
59	MG	DA	3712	1/1	0.74	0.54	108,108,108,108	0
59	MG	DA	3506	1/1	0.74	0.54	73,73,73,73	1
59	MG	BA	3539	1/1	0.74	0.13	97,97,97,97	1
59	MG	AA	1932	1/1	0.74	0.23	82,82,82,82	0
59	MG	CA	1609	1/1	0.74	0.28	93,93,93,93	0
59	MG	BA	3548	1/1	0.74	0.14	92,92,92,92	0
59	MG	BA	3092	1/1	0.74	0.36	101,101,101,101	0
59	MG	AA	1889	1/1	0.74	0.38	115,115,115,115	0
59	MG	BA	3274	1/1	0.74	0.32	83,83,83,83	0
59	MG	DA	3165	1/1	0.74	0.08	121,121,121,121	0
59	MG	D9	101	1/1	0.74	0.21	92,92,92,92	1
59	MG	DA	3170	1/1	0.74	0.14	98,98,98,98	0
59	MG	BA	3141	1/1	0.74	0.29	104,104,104,104	0
59	MG	DA	3189	1/1	0.74	0.37	80,80,80,80	0
59	MG	AA	1632	1/1	0.74	0.34	97,97,97,97	0
59	MG	DA	3403	1/1	0.74	0.37	109,109,109,109	0
59	MG	DA	3094	1/1	0.74	0.19	87,87,87,87	0
59	MG	DA	3208	1/1	0.74	0.29	91,91,91,91	0
59	MG	DA	3096	1/1	0.74	0.23	80,80,80,80	0
59	MG	DA	3234	1/1	0.74	0.38	118,118,118,118	0
59	MG	DA	3566	1/1	0.75	0.12	106,106,106,106	0
59	MG	DA	2921	1/1	0.75	0.67	114,114,114,114	0
59	MG	AA	1739	1/1	0.75	0.34	73,73,73,73	1
59	MG	CA	1662	1/1	0.75	0.14	79,79,79,79	0
59	MG	AA	1624	1/1	0.75	0.21	98,98,98,98	0
59	MG	DA	3590	1/1	0.75	0.19	67,67,67,67	0
59	MG	DA	3462	1/1	0.75	0.38	78,78,78,78	0
59	MG	AA	1761	1/1	0.75	0.35	83,83,83,83	0
59	MG	BA	3409	1/1	0.75	0.15	104,104,104,104	0
59	MG	DA	3478	1/1	0.75	0.30	112,112,112,112	0
59	MG	AA	1945	1/1	0.75	0.32	94,94,94,94	1
59	MG	DA	3481	1/1	0.75	0.39	73,73,73,73	0
59	MG	BA	3567	1/1	0.75	0.17	76,76,76,76	0
59	MG	AA	1640	1/1	0.75	0.59	127,127,127,127	0
59	MG	CA	1642	1/1	0.75	0.15	85,85,85,85	0
59	MG	DA	3105	1/1	0.75	0.30	92,92,92,92	0
59	MG	AA	1614	1/1	0.75	0.33	113,113,113,113	0
59	MG	DA	3002	1/1	0.75	0.13	78,78,78,78	0
59	MG	AA	1717	1/1	0.75	0.31	120,120,120,120	0

Continued on next page...

Continued from previous page...

Mol	Type	Chain	Res	Atoms	RSCC	RSR	B-factors(\AA^2)	Q<0.9
59	MG	DA	3421	1/1	0.75	0.26	71,71,71,71	0
59	MG	BA	3016	1/1	0.75	0.26	66,66,66,66	0
59	MG	DA	3025	1/1	0.75	0.41	108,108,108,108	0
59	MG	BA	3354	1/1	0.75	0.32	76,76,76,76	0
59	MG	DA	3042	1/1	0.75	0.17	60,60,60,60	0
59	MG	AA	1881	1/1	0.76	0.19	98,98,98,98	0
59	MG	AL	203	1/1	0.76	0.22	81,81,81,81	0
59	MG	DA	3467	1/1	0.76	0.56	109,109,109,109	0
59	MG	DA	3470	1/1	0.76	0.26	75,75,75,75	0
59	MG	AA	1625	1/1	0.76	0.44	73,73,73,73	1
59	MG	CH	201	1/1	0.76	0.09	37,37,37,37	1
59	MG	DA	3148	1/1	0.76	0.49	120,120,120,120	0
59	MG	CA	1723	1/1	0.76	0.22	82,82,82,82	0
59	MG	AA	1656	1/1	0.76	0.19	98,98,98,98	1
59	MG	CA	1726	1/1	0.76	0.31	107,107,107,107	0
59	MG	DA	3366	1/1	0.76	0.49	9,9,9,9	1
59	MG	CV	109	1/1	0.76	0.14	95,95,95,95	0
59	MG	DA	3695	1/1	0.76	0.27	81,81,81,81	0
59	MG	CA	1663	1/1	0.76	0.19	97,97,97,97	0
59	MG	BA	3284	1/1	0.76	0.45	97,97,97,97	0
59	MG	BA	3286	1/1	0.76	0.21	57,57,57,57	0
59	MG	BA	3218	1/1	0.76	0.18	111,111,111,111	0
59	MG	DA	3196	1/1	0.76	0.28	100,100,100,100	0
59	MG	BA	3301	1/1	0.76	0.23	67,67,67,67	0
59	MG	DA	3727	1/1	0.76	0.14	70,70,70,70	1
59	MG	AA	1948	1/1	0.76	0.30	114,114,114,114	0
59	MG	DA	3214	1/1	0.76	0.39	102,102,102,102	0
59	MG	CA	1627	1/1	0.76	0.11	71,71,71,71	0
59	MG	BA	3116	1/1	0.76	0.22	81,81,81,81	0
59	MG	CA	1758	1/1	0.76	0.15	126,126,126,126	0
59	MG	CA	1632	1/1	0.76	0.17	94,94,94,94	0
59	MG	DA	3577	1/1	0.76	0.48	92,92,92,92	0
59	MG	DA	2911	1/1	0.76	0.25	91,91,91,91	0
59	MG	DA	3436	1/1	0.76	0.31	104,104,104,104	0
59	MG	BA	3596	1/1	0.76	0.28	107,107,107,107	0
59	MG	DA	3261	1/1	0.76	0.40	34,34,34,34	1
59	MG	AA	1949	1/1	0.76	0.29	42,42,42,42	1
59	MG	AA	1952	1/1	0.76	0.43	97,97,97,97	0
59	MG	DA	3630	1/1	0.76	0.28	99,99,99,99	0
59	MG	CA	1705	1/1	0.76	0.15	62,62,62,62	0
59	MG	BA	3331	1/1	0.76	0.52	92,92,92,92	0
59	MG	AA	1798	1/1	0.76	0.14	114,114,114,114	0

Continued on next page...

Continued from previous page...

Mol	Type	Chain	Res	Atoms	RSCC	RSR	B-factors(\AA^2)	Q<0.9
59	MG	AA	1775	1/1	0.77	0.20	92,92,92,92	0
59	MG	AA	1750	1/1	0.77	0.18	54,54,54,54	1
59	MG	CA	1698	1/1	0.77	0.29	73,73,73,73	1
59	MG	AQ	202	1/1	0.77	0.16	97,97,97,97	0
59	MG	BA	3422	1/1	0.77	0.14	68,68,68,68	0
59	MG	BA	3423	1/1	0.77	0.27	67,67,67,67	1
59	MG	BA	3318	1/1	0.77	0.24	63,63,63,63	0
59	MG	D1	101	1/1	0.77	0.12	75,75,75,75	0
59	MG	BA	2986	1/1	0.77	0.24	52,52,52,52	0
59	MG	BA	3471	1/1	0.77	0.37	96,96,96,96	0
59	MG	DA	3009	1/1	0.77	0.47	83,83,83,83	0
59	MG	DA	3015	1/1	0.77	0.34	81,81,81,81	0
59	MG	BA	3094	1/1	0.77	0.21	32,32,32,32	0
59	MG	AA	1937	1/1	0.77	0.18	58,58,58,58	0
59	MG	CA	1724	1/1	0.77	0.24	102,102,102,102	0
59	MG	BA	3096	1/1	0.77	0.40	102,102,102,102	0
59	MG	AA	1630	1/1	0.77	0.20	57,57,57,57	0
59	MG	BA	3513	1/1	0.77	0.20	77,77,77,77	0
59	MG	AA	1781	1/1	0.77	0.18	111,111,111,111	0
59	MG	DA	3453	1/1	0.77	0.28	84,84,84,84	0
59	MG	DA	2912	1/1	0.77	0.25	68,68,68,68	0
59	MG	DA	3221	1/1	0.77	0.35	77,77,77,77	0
59	MG	BA	3109	1/1	0.77	0.18	35,35,35,35	0
59	MG	DA	3235	1/1	0.77	0.25	110,110,110,110	0
59	MG	DA	3691	1/1	0.77	0.16	59,59,59,59	0
59	MG	DA	3073	1/1	0.77	0.29	64,64,64,64	0
59	MG	AA	1908	1/1	0.77	0.17	65,65,65,65	0
59	MG	AA	1971	1/1	0.77	0.16	125,125,125,125	0
59	MG	BA	3554	1/1	0.77	0.15	109,109,109,109	0
59	MG	BA	3566	1/1	0.77	0.40	66,66,66,66	1
59	MG	AA	1745	1/1	0.77	0.33	50,50,50,50	1
59	MG	AA	1835	1/1	0.77	0.36	102,102,102,102	0
59	MG	BA	3265	1/1	0.77	0.14	66,66,66,66	0
59	MG	BA	3019	1/1	0.77	0.33	66,66,66,66	0
59	MG	BA	3365	1/1	0.77	0.24	112,112,112,112	0
59	MG	BA	3030	1/1	0.77	0.34	79,79,79,79	0
59	MG	DA	3756	1/1	0.77	0.41	106,106,106,106	0
59	MG	DA	3117	1/1	0.77	0.17	88,88,88,88	0
59	MG	DA	3326	1/1	0.77	0.17	63,63,63,63	0
59	MG	BA	3039	1/1	0.77	0.42	81,81,81,81	0
59	MG	DA	3330	1/1	0.77	0.39	1,1,1,1	1
59	MG	DA	3526	1/1	0.77	0.26	11,11,11,11	1

Continued on next page...

Continued from previous page...

Mol	Type	Chain	Res	Atoms	RSCC	RSR	B-factors(\AA^2)	Q<0.9
59	MG	DA	3534	1/1	0.77	0.43	73,73,73,73	1
59	MG	CA	1774	1/1	0.77	0.28	111,111,111,111	1
59	MG	DA	3549	1/1	0.77	0.17	97,97,97,97	0
59	MG	DA	3343	1/1	0.77	0.24	69,69,69,69	0
59	MG	AA	1922	1/1	0.77	0.10	82,82,82,82	0
59	MG	AA	1720	1/1	0.77	0.32	37,37,37,37	1
59	MG	BA	3149	1/1	0.77	0.33	86,86,86,86	0
59	MG	BA	3045	1/1	0.77	0.21	75,75,75,75	0
59	MG	AA	1772	1/1	0.77	0.22	85,85,85,85	0
59	MG	BA	3104	1/1	0.78	0.33	78,78,78,78	0
59	MG	DA	3666	1/1	0.78	0.27	66,66,66,66	0
59	MG	AA	1886	1/1	0.78	0.45	84,84,84,84	0
59	MG	AA	1691	1/1	0.78	0.38	90,90,90,90	0
59	MG	BA	2914	1/1	0.78	0.53	106,106,106,106	0
59	MG	DA	3531	1/1	0.78	0.21	82,82,82,82	0
59	MG	CA	1601	1/1	0.78	0.12	96,96,96,96	0
59	MG	BA	3153	1/1	0.78	0.19	93,93,93,93	0
59	MG	BA	3460	1/1	0.78	0.35	40,40,40,40	0
59	MG	DA	3030	1/1	0.78	0.37	59,59,59,59	0
59	MG	CA	1730	1/1	0.78	0.10	106,106,106,106	0
59	MG	BA	2977	1/1	0.78	0.65	93,93,93,93	0
59	MG	BA	2922	1/1	0.78	0.41	95,95,95,95	0
59	MG	CA	1620	1/1	0.78	0.18	87,87,87,87	0
59	MG	DA	3714	1/1	0.78	0.29	109,109,109,109	0
59	MG	CV	112	1/1	0.78	0.15	69,69,69,69	0
59	MG	BA	3491	1/1	0.78	0.12	70,70,70,70	0
59	MG	DA	3151	1/1	0.78	0.33	73,73,73,73	0
59	MG	AA	1800	1/1	0.78	0.38	114,114,114,114	0
59	MG	DA	3736	1/1	0.78	0.23	77,77,77,77	1
59	MG	DA	3584	1/1	0.78	0.23	80,80,80,80	0
59	MG	BA	3098	1/1	0.78	0.23	62,62,62,62	0
59	MG	BA	3244	1/1	0.78	0.28	88,88,88,88	0
59	MG	DA	3597	1/1	0.78	0.17	66,66,66,66	0
59	MG	BA	3502	1/1	0.78	1.20	132,132,132,132	0
59	MG	BA	3594	1/1	0.78	0.24	83,83,83,83	0
59	MG	DA	3780	1/1	0.78	0.25	77,77,77,77	0
59	MG	DA	3618	1/1	0.78	0.29	72,72,72,72	0
59	MG	DA	3783	1/1	0.78	0.25	90,90,90,90	0
59	MG	DA	3346	1/1	0.78	0.23	59,59,59,59	0
59	MG	DA	3091	1/1	0.78	0.66	119,119,119,119	0
59	MG	BA	3505	1/1	0.78	0.45	95,95,95,95	0
59	MG	DA	2969	1/1	0.78	0.29	98,98,98,98	0

Continued on next page...

Continued from previous page...

Mol	Type	Chain	Res	Atoms	RSCC	RSR	B-factors(\AA^2)	Q<0.9
59	MG	CA	1703	1/1	0.78	0.19	82,82,82,82	0
59	MG	BA	3511	1/1	0.78	0.22	73,73,73,73	0
59	MG	CA	1766	1/1	0.78	0.17	118,118,118,118	0
59	MG	CA	1708	1/1	0.78	0.15	64,64,64,64	1
59	MG	B1	101	1/1	0.78	0.18	50,50,50,50	1
59	MG	BA	3246	1/1	0.78	0.18	68,68,68,68	0
59	MG	BH	202	1/1	0.79	0.09	95,95,95,95	0
59	MG	BA	2927	1/1	0.79	0.35	83,83,83,83	1
59	MG	DA	3241	1/1	0.79	0.91	34,34,34,34	1
59	MG	AA	1833	1/1	0.79	0.15	87,87,87,87	0
59	MG	AA	1906	1/1	0.79	0.29	65,65,65,65	1
59	MG	DA	2953	1/1	0.79	0.33	99,99,99,99	0
59	MG	BA	2961	1/1	0.79	0.14	79,79,79,79	0
59	MG	AA	1634	1/1	0.79	0.20	70,70,70,70	1
59	MG	DA	3272	1/1	0.79	0.21	79,79,79,79	1
59	MG	DA	3468	1/1	0.79	0.41	76,76,76,76	0
59	MG	BA	3293	1/1	0.79	0.17	82,82,82,82	0
59	MG	DA	3293	1/1	0.79	0.23	70,70,70,70	0
59	MG	BA	3532	1/1	0.79	0.35	88,88,88,88	0
59	MG	AX	102	1/1	0.79	0.06	87,87,87,87	0
59	MG	BA	2970	1/1	0.79	0.36	101,101,101,101	0
59	MG	DA	3682	1/1	0.79	0.44	103,103,103,103	0
59	MG	BA	3545	1/1	0.79	0.33	79,79,79,79	0
59	MG	AA	1762	1/1	0.79	0.22	74,74,74,74	0
59	MG	DA	3135	1/1	0.79	0.21	51,51,51,51	0
59	MG	DA	3693	1/1	0.79	0.21	33,33,33,33	1
59	MG	CA	1717	1/1	0.79	0.23	78,78,78,78	0
59	MG	BA	3550	1/1	0.79	0.21	103,103,103,103	0
59	MG	BA	3071	1/1	0.79	0.50	110,110,110,110	0
59	MG	BA	3564	1/1	0.79	0.46	113,113,113,113	0
59	MG	CA	1636	1/1	0.79	0.22	77,77,77,77	0
59	MG	DA	3347	1/1	0.79	0.14	71,71,71,71	0
59	MG	AA	1850	1/1	0.79	0.53	89,89,89,89	0
59	MG	D7	104	1/1	0.79	0.53	82,82,82,82	1
59	MG	DA	3723	1/1	0.79	0.24	101,101,101,101	0
59	MG	DA	3538	1/1	0.79	0.33	118,118,118,118	0
59	MG	CA	1639	1/1	0.79	0.14	95,95,95,95	0
59	MG	AA	1965	1/1	0.79	0.33	97,97,97,97	0
59	MG	AA	1727	1/1	0.79	0.20	84,84,84,84	1
59	MG	BA	2908	1/1	0.79	0.17	84,84,84,84	0
59	MG	AA	1805	1/1	0.79	0.13	102,102,102,102	0
59	MG	DA	3382	1/1	0.79	0.11	101,101,101,101	0

Continued on next page...

Continued from previous page...

Mol	Type	Chain	Res	Atoms	RSCC	RSR	B-factors(\AA^2)	Q<0.9
59	MG	CA	1648	1/1	0.79	0.34	90,90,90,90	0
59	MG	DA	3569	1/1	0.79	0.47	102,102,102,102	0
59	MG	BA	3338	1/1	0.79	0.34	97,97,97,97	0
59	MG	AA	1737	1/1	0.79	0.31	69,69,69,69	0
59	MG	BA	3340	1/1	0.79	0.53	99,99,99,99	0
59	MG	BA	3006	1/1	0.79	0.27	68,68,68,68	0
59	MG	DA	3583	1/1	0.79	0.24	64,64,64,64	0
59	MG	DA	3787	1/1	0.79	0.33	95,95,95,95	0
59	MG	BA	3248	1/1	0.79	0.29	101,101,101,101	0
59	MG	BA	3477	1/1	0.79	0.72	128,128,128,128	0
59	MG	BA	3154	1/1	0.79	0.22	54,54,54,54	0
59	MG	DB	205	1/1	0.79	0.20	82,82,82,82	0
59	MG	BA	3353	1/1	0.79	0.38	107,107,107,107	0
59	MG	AA	1814	1/1	0.79	0.32	77,77,77,77	0
59	MG	CA	1679	1/1	0.79	0.10	65,65,65,65	1
59	MG	BA	3186	1/1	0.79	0.15	81,81,81,81	0
59	MG	CA	1681	1/1	0.79	0.15	95,95,95,95	0
59	MG	AA	1829	1/1	0.80	0.38	91,91,91,91	0
59	MG	BA	3040	1/1	0.80	0.36	79,79,79,79	0
59	MG	DA	3667	1/1	0.80	0.35	46,46,46,46	1
59	MG	DA	3668	1/1	0.80	0.14	93,93,93,93	0
59	MG	BA	2981	1/1	0.80	0.31	80,80,80,80	0
59	MG	BA	3115	1/1	0.80	0.51	93,93,93,93	0
59	MG	AA	1677	1/1	0.80	0.18	76,76,76,76	1
59	MG	DA	2927	1/1	0.80	1.13	1,1,1,1	1
59	MG	DA	3036	1/1	0.80	0.32	76,76,76,76	0
59	MG	AA	1699	1/1	0.80	0.17	71,71,71,71	0
59	MG	BA	2992	1/1	0.80	0.11	50,50,50,50	1
59	MG	DA	3062	1/1	0.80	0.34	88,88,88,88	0
59	MG	AA	1946	1/1	0.80	0.23	77,77,77,77	0
59	MG	BA	3138	1/1	0.80	0.14	60,60,60,60	0
59	MG	DA	3067	1/1	0.80	0.24	106,106,106,106	0
59	MG	BB	204	1/1	0.80	0.12	109,109,109,109	0
59	MG	AA	1904	1/1	0.80	0.16	81,81,81,81	0
59	MG	CJ	202	1/1	0.80	0.10	130,130,130,130	0
59	MG	BE	301	1/1	0.80	0.25	88,88,88,88	0
59	MG	DA	3716	1/1	0.80	0.46	103,103,103,103	0
59	MG	CA	1655	1/1	0.80	0.14	84,84,84,84	0
59	MG	DA	3719	1/1	0.80	0.24	73,73,73,73	0
59	MG	AA	1686	1/1	0.80	0.16	81,81,81,81	0
59	MG	BA	3004	1/1	0.80	0.27	84,84,84,84	0
59	MG	DA	3572	1/1	0.80	0.25	56,56,56,56	1

Continued on next page...

Continued from previous page...

Mol	Type	Chain	Res	Atoms	RSCC	RSR	B-factors(\AA^2)	Q<0.9
59	MG	AA	1950	1/1	0.80	0.35	81,81,81,81	0
59	MG	DA	2957	1/1	0.80	0.29	47,47,47,47	0
59	MG	CY	101	1/1	0.80	0.06	143,143,143,143	0
59	MG	DA	3581	1/1	0.80	0.29	88,88,88,88	1
59	MG	BN	201	1/1	0.80	0.21	64,64,64,64	0
59	MG	AA	1637	1/1	0.80	0.26	78,78,78,78	1
59	MG	BA	3008	1/1	0.80	0.29	123,123,123,123	0
59	MG	AY	102	1/1	0.80	0.27	104,104,104,104	1
59	MG	CA	1675	1/1	0.80	0.29	93,93,93,93	0
59	MG	CA	1605	1/1	0.80	0.25	49,49,49,49	1
59	MG	BA	3165	1/1	0.80	0.40	77,77,77,77	0
59	MG	DA	2986	1/1	0.80	0.34	142,142,142,142	0
59	MG	AA	1787	1/1	0.80	0.17	109,109,109,109	0
59	MG	DA	3132	1/1	0.80	0.28	49,49,49,49	0
59	MG	DA	3316	1/1	0.80	0.23	59,59,59,59	1
59	MG	DA	2989	1/1	0.80	0.22	83,83,83,83	0
59	MG	BA	3458	1/1	0.80	0.41	104,104,104,104	0
59	MG	DA	3642	1/1	0.80	0.35	88,88,88,88	0
59	MG	AA	1697	1/1	0.80	0.39	76,76,76,76	0
59	MG	DB	209	1/1	0.80	0.19	95,95,95,95	0
59	MG	DA	2993	1/1	0.80	0.48	96,96,96,96	0
59	MG	AA	1713	1/1	0.80	0.17	70,70,70,70	0
59	MG	BA	3575	1/1	0.80	0.33	92,92,92,92	0
59	MG	DP	206	1/1	0.80	0.25	82,82,82,82	0
59	MG	BA	3037	1/1	0.80	0.34	64,64,64,64	0
59	MG	AA	1955	1/1	0.81	0.35	64,64,64,64	1
59	MG	CV	104	1/1	0.81	0.08	86,86,86,86	0
59	MG	BA	3018	1/1	0.81	0.20	38,38,38,38	0
59	MG	DA	3512	1/1	0.81	0.54	104,104,104,104	0
59	MG	AA	1804	1/1	0.81	0.30	90,90,90,90	0
59	MG	DA	3071	1/1	0.81	0.33	71,71,71,71	0
59	MG	AA	1755	1/1	0.81	0.17	34,34,34,34	1
59	MG	CA	1672	1/1	0.81	0.17	92,92,92,92	0
59	MG	BA	3258	1/1	0.81	0.40	69,69,69,69	0
59	MG	CA	1739	1/1	0.81	0.17	104,104,104,104	0
59	MG	BA	3494	1/1	0.81	0.25	77,77,77,77	0
59	MG	DA	3212	1/1	0.81	0.31	105,105,105,105	0
59	MG	BA	3259	1/1	0.81	0.17	59,59,59,59	0
59	MG	DA	3388	1/1	0.81	0.22	78,78,78,78	0
59	MG	CA	1621	1/1	0.81	0.14	89,89,89,89	0
59	MG	BA	3384	1/1	0.81	0.43	95,95,95,95	0
59	MG	DA	3224	1/1	0.81	0.28	85,85,85,85	0

Continued on next page...

Continued from previous page...

Mol	Type	Chain	Res	Atoms	RSCC	RSR	B-factors(\AA^2)	Q<0.9
59	MG	BA	3387	1/1	0.81	0.16	87,87,87,87	0
59	MG	CA	1753	1/1	0.81	0.10	103,103,103,103	0
59	MG	DA	3407	1/1	0.81	0.34	77,77,77,77	1
59	MG	DA	3409	1/1	0.81	0.14	53,53,53,53	1
59	MG	DA	2981	1/1	0.81	0.31	127,127,127,127	0
59	MG	CA	1754	1/1	0.81	0.11	78,78,78,78	1
59	MG	CA	1686	1/1	0.81	0.17	74,74,74,74	0
59	MG	BA	3122	1/1	0.81	0.34	106,106,106,106	0
59	MG	BA	3031	1/1	0.81	0.18	58,58,58,58	0
59	MG	DA	3750	1/1	0.81	0.24	84,84,84,84	0
59	MG	DA	2909	1/1	0.81	0.36	83,83,83,83	0
59	MG	DA	3587	1/1	0.81	0.34	74,74,74,74	0
59	MG	BA	2943	1/1	0.81	0.22	92,92,92,92	1
59	MG	DA	3130	1/1	0.81	0.38	108,108,108,108	0
59	MG	BA	3522	1/1	0.81	0.30	74,74,74,74	0
59	MG	AA	1809	1/1	0.81	0.27	92,92,92,92	0
59	MG	BA	3604	1/1	0.81	0.51	82,82,82,82	0
59	MG	DA	3291	1/1	0.81	0.24	88,88,88,88	0
59	MG	DA	3624	1/1	0.81	0.19	71,71,71,71	0
59	MG	BA	3605	1/1	0.81	0.34	79,79,79,79	0
59	MG	AA	1725	1/1	0.81	0.31	70,70,70,70	1
59	MG	AA	1709	1/1	0.81	0.28	85,85,85,85	1
59	MG	AA	1834	1/1	0.81	0.23	94,94,94,94	0
59	MG	AA	1635	1/1	0.81	0.48	108,108,108,108	0
59	MG	DA	3324	1/1	0.81	0.26	66,66,66,66	1
59	MG	BA	3051	1/1	0.81	0.17	68,68,68,68	0
59	MG	BA	3300	1/1	0.81	0.21	71,71,71,71	0
59	MG	BA	3553	1/1	0.81	0.14	106,106,106,106	0
59	MG	AA	1738	1/1	0.81	0.34	59,59,59,59	0
59	MG	AA	1729	1/1	0.81	0.13	50,50,50,50	0
59	MG	DA	3489	1/1	0.81	0.18	59,59,59,59	1
59	MG	DA	2942	1/1	0.81	1.09	27,27,27,27	1
59	MG	BA	3325	1/1	0.82	0.23	84,84,84,84	0
59	MG	AA	1876	1/1	0.82	0.18	92,92,92,92	1
59	MG	BA	3430	1/1	0.82	0.17	68,68,68,68	0
59	MG	DA	3311	1/1	0.82	0.45	96,96,96,96	0
59	MG	AA	1880	1/1	0.82	0.25	102,102,102,102	0
59	MG	AA	1917	1/1	0.82	0.27	78,78,78,78	0
59	MG	DA	2982	1/1	0.82	0.47	97,97,97,97	0
59	MG	BA	3453	1/1	0.82	0.12	120,120,120,120	0
59	MG	DA	3487	1/1	0.82	0.45	42,42,42,42	1
59	MG	BA	3233	1/1	0.82	0.21	73,73,73,73	0

Continued on next page...

Continued from previous page...

Mol	Type	Chain	Res	Atoms	RSCC	RSR	B-factors(\AA^2)	Q<0.9
59	MG	BA	3591	1/1	0.82	0.53	93,93,93,93	0
59	MG	CA	1733	1/1	0.82	0.08	76,76,76,76	0
59	MG	AA	1920	1/1	0.82	0.10	73,73,73,73	0
59	MG	DA	3505	1/1	0.82	0.36	125,125,125,125	0
59	MG	DA	3340	1/1	0.82	0.33	96,96,96,96	0
59	MG	BA	2971	1/1	0.82	0.48	92,92,92,92	0
59	MG	CA	1738	1/1	0.82	0.09	80,80,80,80	0
59	MG	AA	1710	1/1	0.82	0.21	77,77,77,77	0
59	MG	DA	2905	1/1	0.82	0.09	80,80,80,80	0
59	MG	BA	3345	1/1	0.82	0.30	37,37,37,37	0
59	MG	AA	1958	1/1	0.82	0.19	106,106,106,106	0
59	MG	DA	3710	1/1	0.82	0.44	92,92,92,92	0
59	MG	BA	3047	1/1	0.82	0.32	89,89,89,89	0
59	MG	DA	3153	1/1	0.82	0.20	68,68,68,68	0
59	MG	DA	3539	1/1	0.82	0.23	70,70,70,70	0
59	MG	DA	3154	1/1	0.82	0.20	58,58,58,58	0
59	MG	BA	2984	1/1	0.82	0.20	92,92,92,92	0
59	MG	DA	3718	1/1	0.82	0.29	92,92,92,92	0
59	MG	AA	1736	1/1	0.82	0.28	101,101,101,101	0
59	MG	AA	1927	1/1	0.82	0.19	113,113,113,113	0
59	MG	DA	3556	1/1	0.82	0.39	97,97,97,97	0
59	MG	AA	1716	1/1	0.82	0.26	82,82,82,82	0
59	MG	AA	1777	1/1	0.82	0.32	115,115,115,115	0
59	MG	BA	3084	1/1	0.82	0.24	88,88,88,88	0
59	MG	DA	3737	1/1	0.82	0.31	74,74,74,74	0
59	MG	AA	1703	1/1	0.82	0.11	44,44,44,44	1
59	MG	CA	1762	1/1	0.82	0.16	95,95,95,95	0
59	MG	DA	3401	1/1	0.82	0.37	65,65,65,65	0
59	MG	AA	1752	1/1	0.82	0.10	51,51,51,51	1
59	MG	DA	3766	1/1	0.82	0.33	100,100,100,100	0
59	MG	BA	3375	1/1	0.82	0.48	74,74,74,74	0
59	MG	AA	1895	1/1	0.82	0.23	72,72,72,72	0
59	MG	AA	1822	1/1	0.82	0.35	60,60,60,60	0
59	MG	DA	2935	1/1	0.82	0.81	12,12,12,12	1
59	MG	CA	1771	1/1	0.82	0.28	96,96,96,96	0
59	MG	AA	1941	1/1	0.82	0.20	63,63,63,63	0
59	MG	AA	1860	1/1	0.82	0.30	61,61,61,61	0
59	MG	CA	1776	1/1	0.82	0.22	83,83,83,83	0
59	MG	BA	3196	1/1	0.82	0.33	64,64,64,64	0
59	MG	DA	3607	1/1	0.82	0.30	104,104,104,104	0
59	MG	AA	1786	1/1	0.82	0.15	123,123,123,123	0
59	MG	AA	1631	1/1	0.82	0.24	85,85,85,85	0

Continued on next page...

Continued from previous page...

Mol	Type	Chain	Res	Atoms	RSCC	RSR	B-factors(\AA^2)	Q<0.9
59	MG	BA	2935	1/1	0.82	0.63	102,102,102,102	0
59	MG	DA	3098	1/1	0.82	0.17	86,86,86,86	0
59	MG	BA	3556	1/1	0.82	0.29	116,116,116,116	0
59	MG	BA	3558	1/1	0.82	0.21	78,78,78,78	0
59	MG	BA	3560	1/1	0.82	0.39	83,83,83,83	0
59	MG	DN	203	1/1	0.82	0.19	64,64,64,64	1
59	MG	BA	3105	1/1	0.82	0.38	79,79,79,79	0
59	MG	AA	1803	1/1	0.82	0.12	98,98,98,98	0
59	MG	AA	1644	1/1	0.82	0.23	84,84,84,84	0
59	MG	CV	107	1/1	0.83	0.26	115,115,115,115	0
59	MG	BA	3308	1/1	0.83	0.36	53,53,53,53	1
59	MG	AA	1912	1/1	0.83	0.16	57,57,57,57	1
59	MG	BA	3597	1/1	0.83	0.31	53,53,53,53	1
59	MG	BA	3313	1/1	0.83	0.24	70,70,70,70	0
59	MG	D0	102	1/1	0.83	0.15	75,75,75,75	0
59	MG	CA	1654	1/1	0.83	0.17	77,77,77,77	0
59	MG	CA	1732	1/1	0.83	0.10	70,70,70,70	0
59	MG	AA	1754	1/1	0.83	0.12	124,124,124,124	0
59	MG	AA	1681	1/1	0.83	0.18	106,106,106,106	0
59	MG	BA	3241	1/1	0.83	0.10	44,44,44,44	0
59	MG	DA	3503	1/1	0.83	0.15	59,59,59,59	0
59	MG	CA	1659	1/1	0.83	0.34	100,100,100,100	0
59	MG	AA	1719	1/1	0.83	0.42	76,76,76,76	1
59	MG	DA	3688	1/1	0.83	0.17	107,107,107,107	1
59	MG	DA	3510	1/1	0.83	0.11	59,59,59,59	0
59	MG	BA	3327	1/1	0.83	0.33	59,59,59,59	0
59	MG	AA	1894	1/1	0.83	0.18	90,90,90,90	0
59	MG	BA	3399	1/1	0.83	0.67	146,146,146,146	0
59	MG	BA	3333	1/1	0.83	0.30	72,72,72,72	0
59	MG	DA	3522	1/1	0.83	0.37	56,56,56,56	0
59	MG	BH	203	1/1	0.83	0.31	75,75,75,75	0
59	MG	CA	1674	1/1	0.83	0.13	90,90,90,90	0
59	MG	BA	3403	1/1	0.83	0.09	69,69,69,69	0
59	MG	CA	1755	1/1	0.83	0.29	100,100,100,100	0
59	MG	AA	1870	1/1	0.83	0.30	73,73,73,73	0
59	MG	BA	2939	1/1	0.83	0.20	80,80,80,80	0
59	MG	BA	3002	1/1	0.83	0.35	83,83,83,83	0
59	MG	AA	1767	1/1	0.83	0.27	77,77,77,77	0
59	MG	DA	3180	1/1	0.83	0.20	115,115,115,115	0
59	MG	CA	1684	1/1	0.83	0.17	64,64,64,64	0
59	MG	BA	3111	1/1	0.83	0.16	79,79,79,79	0
59	MG	AA	1874	1/1	0.83	0.06	111,111,111,111	0

Continued on next page...

Continued from previous page...

Mol	Type	Chain	Res	Atoms	RSCC	RSR	B-factors(\AA^2)	Q<0.9
59	MG	BA	3561	1/1	0.83	0.27	122,122,122,122	0
59	MG	CA	1691	1/1	0.83	0.16	103,103,103,103	0
59	MG	DA	3744	1/1	0.83	0.11	93,93,93,93	1
59	MG	BA	3270	1/1	0.83	0.12	60,60,60,60	0
59	MG	BA	3058	1/1	0.83	0.26	74,74,74,74	0
59	MG	AA	1793	1/1	0.83	0.18	75,75,75,75	0
59	MG	BA	3569	1/1	0.83	0.58	113,113,113,113	0
59	MG	DA	3417	1/1	0.83	0.26	48,48,48,48	1
59	MG	DA	3767	1/1	0.83	0.28	67,67,67,67	0
59	MG	AA	1768	1/1	0.83	0.38	107,107,107,107	0
59	MG	B6	101	1/1	0.83	0.14	111,111,111,111	0
59	MG	CA	1784	1/1	0.83	0.26	76,76,76,76	0
59	MG	DA	3432	1/1	0.83	0.66	86,86,86,86	1
59	MG	BA	3080	1/1	0.83	0.41	83,83,83,83	0
59	MG	DA	3095	1/1	0.83	0.27	42,42,42,42	0
59	MG	DA	2949	1/1	0.83	0.35	98,98,98,98	1
59	MG	BA	3578	1/1	0.83	0.20	76,76,76,76	0
59	MG	DA	3446	1/1	0.83	0.19	52,52,52,52	0
59	MG	DA	3252	1/1	0.83	0.20	87,87,87,87	0
59	MG	DA	3101	1/1	0.83	0.54	97,97,97,97	0
59	MG	AA	1854	1/1	0.83	0.12	71,71,71,71	0
59	MG	DA	3106	1/1	0.83	0.10	77,77,77,77	0
59	MG	BA	3128	1/1	0.83	0.20	92,92,92,92	0
59	MG	DA	3632	1/1	0.83	0.21	56,56,56,56	0
59	MG	AA	1621	1/1	0.83	0.41	98,98,98,98	0
59	MG	BA	2976	1/1	0.83	0.17	97,97,97,97	0
59	MG	DN	201	1/1	0.83	0.09	19,19,19,19	1
59	MG	AA	1611	1/1	0.83	0.10	66,66,66,66	0
59	MG	BA	3500	1/1	0.83	0.21	79,79,79,79	0
59	MG	DA	3643	1/1	0.83	0.22	113,113,113,113	0
59	MG	DA	3292	1/1	0.83	0.45	106,106,106,106	0
59	MG	AA	1728	1/1	0.84	0.16	78,78,78,78	0
59	MG	DA	3424	1/1	0.84	0.35	84,84,84,84	0
59	MG	DA	3619	1/1	0.84	0.10	69,69,69,69	0
59	MG	DA	3429	1/1	0.84	0.22	23,23,23,23	1
59	MG	DA	3228	1/1	0.84	0.22	79,79,79,79	0
59	MG	DA	3629	1/1	0.84	0.20	45,45,45,45	0
59	MG	DA	3231	1/1	0.84	0.25	98,98,98,98	0
59	MG	CM	202	1/1	0.84	0.20	151,151,151,151	0
59	MG	DA	3633	1/1	0.84	0.24	75,75,75,75	0
59	MG	AA	1663	1/1	0.84	0.16	95,95,95,95	0
59	MG	BA	2945	1/1	0.84	0.25	113,113,113,113	0

Continued on next page...

Continued from previous page...

Mol	Type	Chain	Res	Atoms	RSCC	RSR	B-factors(\AA^2)	Q<0.9
59	MG	AA	1969	1/1	0.84	0.31	83,83,83,83	0
59	MG	AA	1919	1/1	0.84	0.14	78,78,78,78	0
59	MG	AA	1685	1/1	0.84	0.33	30,30,30,30	1
59	MG	DA	3248	1/1	0.84	0.08	62,62,62,62	0
59	MG	DA	3250	1/1	0.84	0.13	69,69,69,69	0
59	MG	BA	3123	1/1	0.84	0.30	105,105,105,105	0
59	MG	DA	3107	1/1	0.84	0.12	103,103,103,103	0
59	MG	DA	3461	1/1	0.84	0.30	77,77,77,77	0
59	MG	DA	3664	1/1	0.84	0.24	85,85,85,85	0
59	MG	BA	3127	1/1	0.84	0.15	71,71,71,71	0
59	MG	AA	1869	1/1	0.84	0.36	75,75,75,75	0
59	MG	DA	3466	1/1	0.84	0.30	40,40,40,40	0
59	MG	BA	3536	1/1	0.84	0.21	73,73,73,73	0
59	MG	BA	3225	1/1	0.84	0.16	62,62,62,62	0
59	MG	BE	304	1/1	0.84	0.16	46,46,46,46	1
59	MG	AA	1751	1/1	0.84	0.11	104,104,104,104	0
59	MG	AA	1872	1/1	0.84	0.19	77,77,77,77	0
59	MG	CA	1745	1/1	0.84	0.14	112,112,112,112	0
59	MG	BA	2975	1/1	0.84	0.28	57,57,57,57	0
59	MG	AA	1667	1/1	0.84	0.12	49,49,49,49	0
59	MG	AA	1840	1/1	0.84	0.29	76,76,76,76	0
59	MG	BA	3421	1/1	0.84	0.26	68,68,68,68	0
59	MG	BR	203	1/1	0.84	0.29	83,83,83,83	0
59	MG	BA	3555	1/1	0.84	0.33	60,60,60,60	0
59	MG	BA	3032	1/1	0.84	0.50	88,88,88,88	0
59	MG	BA	3035	1/1	0.84	0.34	42,42,42,42	0
59	MG	AA	1848	1/1	0.84	0.33	117,117,117,117	0
59	MG	BA	2917	1/1	0.84	0.22	84,84,84,84	0
59	MG	BA	3445	1/1	0.84	0.59	111,111,111,111	0
59	MG	CA	1615	1/1	0.84	0.38	104,104,104,104	0
59	MG	DA	3341	1/1	0.84	0.23	62,62,62,62	0
59	MG	BA	3159	1/1	0.84	0.24	72,72,72,72	0
59	MG	AA	1956	1/1	0.84	0.31	58,58,58,58	0
59	MG	AA	1690	1/1	0.84	0.11	81,81,81,81	1
59	MG	DA	3524	1/1	0.84	0.14	61,61,61,61	0
59	MG	CA	1696	1/1	0.84	0.20	79,79,79,79	0
59	MG	DA	3047	1/1	0.84	0.42	88,88,88,88	0
59	MG	DA	3728	1/1	0.84	0.56	46,46,46,46	1
59	MG	DA	3155	1/1	0.84	0.47	78,78,78,78	0
59	MG	BA	3173	1/1	0.84	0.23	102,102,102,102	1
59	MG	DA	3360	1/1	0.84	0.29	99,99,99,99	0
59	MG	DA	3363	1/1	0.84	0.23	69,69,69,69	0

Continued on next page...

Continued from previous page...

Mol	Type	Chain	Res	Atoms	RSCC	RSR	B-factors(\AA^2)	Q<0.9
59	MG	DA	3544	1/1	0.84	0.19	62,62,62,62	0
59	MG	DA	3548	1/1	0.84	0.28	50,50,50,50	1
59	MG	DA	3159	1/1	0.84	0.26	85,85,85,85	0
59	MG	DA	3550	1/1	0.84	0.63	86,86,86,86	0
59	MG	DA	3161	1/1	0.84	0.34	61,61,61,61	0
59	MG	DA	3553	1/1	0.84	0.39	68,68,68,68	0
59	MG	DA	3372	1/1	0.84	0.14	82,82,82,82	0
59	MG	DA	3059	1/1	0.84	0.28	77,77,77,77	0
59	MG	DA	3561	1/1	0.84	0.24	81,81,81,81	1
59	MG	BA	3174	1/1	0.84	0.25	83,83,83,83	0
59	MG	BA	3185	1/1	0.84	0.20	75,75,75,75	0
59	MG	BA	3479	1/1	0.84	0.20	133,133,133,133	0
59	MG	DA	3173	1/1	0.84	0.16	48,48,48,48	0
59	MG	CA	1630	1/1	0.84	0.11	68,68,68,68	0
59	MG	DA	2937	1/1	0.84	0.26	63,63,63,63	1
59	MG	DA	3190	1/1	0.84	0.21	97,97,97,97	0
59	MG	DA	3070	1/1	0.84	0.07	59,59,59,59	0
59	MG	AA	1807	1/1	0.84	0.18	61,61,61,61	0
59	MG	DA	3197	1/1	0.84	0.17	67,67,67,67	0
59	MG	AA	1774	1/1	0.84	0.33	120,120,120,120	0
59	MG	CA	1714	1/1	0.84	0.29	83,83,83,83	0
59	MG	DA	3408	1/1	0.84	0.13	41,41,41,41	0
59	MG	BA	3191	1/1	0.84	0.45	78,78,78,78	0
59	MG	DA	3411	1/1	0.84	0.20	67,67,67,67	1
59	MG	DA	3076	1/1	0.84	0.23	75,75,75,75	0
59	MG	DA	3602	1/1	0.84	0.20	76,76,76,76	0
59	MG	AA	1810	1/1	0.84	0.17	71,71,71,71	0
59	MG	BA	3194	1/1	0.84	0.17	67,67,67,67	0
59	MG	DA	3139	1/1	0.85	0.21	89,89,89,89	0
59	MG	BA	3317	1/1	0.85	0.44	64,64,64,64	1
59	MG	AA	1825	1/1	0.85	0.29	71,71,71,71	0
59	MG	BA	3472	1/1	0.85	0.45	100,100,100,100	0
59	MG	DA	3650	1/1	0.85	0.14	106,106,106,106	0
59	MG	DA	3023	1/1	0.85	0.23	41,41,41,41	0
59	MG	DA	3659	1/1	0.85	0.46	88,88,88,88	0
59	MG	AA	1944	1/1	0.85	0.20	76,76,76,76	0
59	MG	DA	3028	1/1	0.85	0.31	79,79,79,79	0
59	MG	CA	1611	1/1	0.85	0.15	86,86,86,86	0
59	MG	BA	3192	1/1	0.85	0.43	90,90,90,90	0
59	MG	DA	3502	1/1	0.85	0.36	74,74,74,74	0
59	MG	BA	3382	1/1	0.85	0.08	77,77,77,77	0
59	MG	BA	3482	1/1	0.85	0.63	144,144,144,144	0

Continued on next page...

Continued from previous page...

Mol	Type	Chain	Res	Atoms	RSCC	RSR	B-factors(\AA^2)	Q<0.9
59	MG	BA	3485	1/1	0.85	0.37	103,103,103,103	0
59	MG	CA	1693	1/1	0.85	0.21	73,73,73,73	0
59	MG	BA	2905	1/1	0.85	0.21	52,52,52,52	0
59	MG	DA	3163	1/1	0.85	0.15	49,49,49,49	0
59	MG	CA	1624	1/1	0.85	0.21	86,86,86,86	0
59	MG	BA	3330	1/1	0.85	0.42	88,88,88,88	0
59	MG	DA	3518	1/1	0.85	0.36	62,62,62,62	1
59	MG	DA	3520	1/1	0.85	0.23	103,103,103,103	0
59	MG	AA	1797	1/1	0.85	0.15	76,76,76,76	0
59	MG	DA	3692	1/1	0.85	0.30	61,61,61,61	0
59	MG	BA	3497	1/1	0.85	0.44	85,85,85,85	0
59	MG	CA	1701	1/1	0.85	0.14	83,83,83,83	0
59	MG	DA	3530	1/1	0.85	0.42	122,122,122,122	0
59	MG	DA	3179	1/1	0.85	0.28	66,66,66,66	0
59	MG	BA	2950	1/1	0.85	0.13	55,55,55,55	1
59	MG	DA	3185	1/1	0.85	0.09	79,79,79,79	0
59	MG	AA	1782	1/1	0.85	0.12	103,103,103,103	0
59	MG	CA	1635	1/1	0.85	0.16	93,93,93,93	0
59	MG	BA	3203	1/1	0.85	0.19	75,75,75,75	0
59	MG	BA	2994	1/1	0.85	0.26	80,80,80,80	0
59	MG	DA	3389	1/1	0.85	0.82	145,145,145,145	0
59	MG	AA	1645	1/1	0.85	0.37	56,56,56,56	1
59	MG	BA	3401	1/1	0.85	0.23	75,75,75,75	0
59	MG	DA	2951	1/1	0.85	0.37	102,102,102,102	0
59	MG	DA	3086	1/1	0.85	0.14	60,60,60,60	0
59	MG	BA	3512	1/1	0.85	0.14	51,51,51,51	0
59	MG	DA	3219	1/1	0.85	0.25	62,62,62,62	0
59	MG	DA	3092	1/1	0.85	0.57	106,106,106,106	0
59	MG	AI	201	1/1	0.85	0.12	163,163,163,163	0
59	MG	DA	3739	1/1	0.85	0.22	95,95,95,95	0
59	MG	BA	3405	1/1	0.85	0.25	44,44,44,44	0
59	MG	CA	1647	1/1	0.85	0.13	77,77,77,77	0
59	MG	AA	1830	1/1	0.85	0.15	86,86,86,86	0
59	MG	DA	3751	1/1	0.85	0.27	82,82,82,82	0
59	MG	BB	202	1/1	0.85	0.38	62,62,62,62	0
59	MG	DA	2962	1/1	0.85	0.28	84,84,84,84	0
59	MG	DA	3762	1/1	0.85	0.17	99,99,99,99	0
59	MG	BA	3411	1/1	0.85	0.20	76,76,76,76	0
59	MG	BA	3414	1/1	0.85	0.18	67,67,67,67	0
59	MG	DA	3109	1/1	0.85	0.20	90,90,90,90	0
59	MG	AA	1615	1/1	0.85	0.37	67,67,67,67	0
59	MG	DA	3112	1/1	0.85	0.14	87,87,87,87	0

Continued on next page...

Continued from previous page...

Mol	Type	Chain	Res	Atoms	RSCC	RSR	B-factors(\AA^2)	Q<0.9
59	MG	BA	3416	1/1	0.85	0.25	58,58,58,58	0
59	MG	DA	3438	1/1	0.85	0.27	76,76,76,76	0
59	MG	BA	3046	1/1	0.85	0.09	90,90,90,90	0
59	MG	CA	1660	1/1	0.85	0.14	99,99,99,99	0
59	MG	AA	1925	1/1	0.85	0.09	72,72,72,72	0
59	MG	BA	2973	1/1	0.85	0.27	85,85,85,85	0
59	MG	DA	2987	1/1	0.85	0.27	68,68,68,68	0
59	MG	DA	3791	1/1	0.85	0.39	76,76,76,76	0
59	MG	BA	2928	1/1	0.85	0.31	116,116,116,116	0
59	MG	CA	1743	1/1	0.85	0.20	81,81,81,81	0
59	MG	BA	3011	1/1	0.85	0.43	107,107,107,107	0
59	MG	BA	3061	1/1	0.85	0.26	63,63,63,63	0
59	MG	AA	1902	1/1	0.85	0.11	90,90,90,90	0
59	MG	BA	2930	1/1	0.85	0.10	85,85,85,85	0
59	MG	DD	303	1/1	0.85	0.22	64,64,64,64	0
59	MG	DA	3296	1/1	0.85	0.24	46,46,46,46	1
59	MG	DA	3001	1/1	0.85	0.08	79,79,79,79	0
59	MG	DA	3304	1/1	0.85	0.34	84,84,84,84	0
59	MG	DA	3308	1/1	0.85	0.28	103,103,103,103	0
59	MG	BA	2978	1/1	0.85	0.29	75,75,75,75	0
59	MG	CA	1602	1/1	0.85	0.11	76,76,76,76	0
59	MG	AA	1724	1/1	0.86	0.16	86,86,86,86	1
59	MG	BU	201	1/1	0.86	0.23	46,46,46,46	0
59	MG	BA	3544	1/1	0.86	0.18	62,62,62,62	0
59	MG	DA	3286	1/1	0.86	0.09	112,112,112,112	0
59	MG	DA	3288	1/1	0.86	0.16	60,60,60,60	0
59	MG	AA	1866	1/1	0.86	0.09	74,74,74,74	0
59	MG	DA	2967	1/1	0.86	1.13	35,35,35,35	1
59	MG	DA	3645	1/1	0.86	0.14	78,78,78,78	0
59	MG	BA	3034	1/1	0.86	0.12	51,51,51,51	0
59	MG	DA	3128	1/1	0.86	0.14	86,86,86,86	0
59	MG	AA	1918	1/1	0.86	0.17	64,64,64,64	0
59	MG	BA	2985	1/1	0.86	0.46	84,84,84,84	0
59	MG	DA	3653	1/1	0.86	0.09	82,82,82,82	0
59	MG	DA	3477	1/1	0.86	0.44	76,76,76,76	0
59	MG	AA	1701	1/1	0.86	0.24	77,77,77,77	0
59	MG	AA	1650	1/1	0.86	0.16	73,73,73,73	0
59	MG	BA	3254	1/1	0.86	0.34	93,93,93,93	0
59	MG	CA	1618	1/1	0.86	0.29	79,79,79,79	0
59	MG	BA	3255	1/1	0.86	0.20	55,55,55,55	0
59	MG	AA	1704	1/1	0.86	0.18	84,84,84,84	0
59	MG	BA	3443	1/1	0.86	0.18	76,76,76,76	0

Continued on next page...

Continued from previous page...

Mol	Type	Chain	Res	Atoms	RSCC	RSR	B-factors(\AA^2)	Q<0.9
59	MG	DA	3670	1/1	0.86	0.43	88,88,88,88	0
59	MG	AA	1678	1/1	0.86	0.23	76,76,76,76	0
59	MG	BA	3565	1/1	0.86	0.34	79,79,79,79	0
59	MG	DA	3498	1/1	0.86	0.24	82,82,82,82	0
59	MG	DA	3679	1/1	0.86	0.15	51,51,51,51	0
59	MG	AA	1708	1/1	0.86	0.17	65,65,65,65	1
59	MG	BA	3450	1/1	0.86	0.27	60,60,60,60	0
59	MG	DA	3684	1/1	0.86	0.25	82,82,82,82	0
59	MG	DA	3147	1/1	0.86	0.23	90,90,90,90	0
59	MG	AC	302	1/1	0.86	0.12	163,163,163,163	0
59	MG	BA	2949	1/1	0.86	0.25	102,102,102,102	0
59	MG	DA	3004	1/1	0.86	0.57	122,122,122,122	0
59	MG	DA	3513	1/1	0.86	0.16	95,95,95,95	0
59	MG	BA	3573	1/1	0.86	0.28	75,75,75,75	0
59	MG	AA	1748	1/1	0.86	0.25	23,23,23,23	1
59	MG	B7	101	1/1	0.86	0.42	93,93,93,93	0
59	MG	D7	103	1/1	0.86	0.80	69,69,69,69	0
59	MG	DA	3519	1/1	0.86	0.11	77,77,77,77	0
59	MG	DA	3352	1/1	0.86	0.18	58,58,58,58	0
59	MG	DA	3521	1/1	0.86	0.28	99,99,99,99	0
59	MG	DA	3355	1/1	0.86	0.10	80,80,80,80	0
59	MG	DA	3357	1/1	0.86	0.11	64,64,64,64	0
59	MG	BA	3198	1/1	0.86	0.21	102,102,102,102	0
59	MG	CA	1729	1/1	0.86	0.16	88,88,88,88	0
59	MG	AA	1951	1/1	0.86	0.16	82,82,82,82	0
59	MG	CA	1731	1/1	0.86	0.08	76,76,76,76	0
59	MG	BA	3581	1/1	0.86	0.42	95,95,95,95	0
59	MG	DA	3724	1/1	0.86	0.25	73,73,73,73	0
59	MG	BA	3363	1/1	0.86	0.40	92,92,92,92	0
59	MG	DA	3373	1/1	0.86	0.51	75,75,75,75	0
59	MG	AA	1718	1/1	0.86	0.15	98,98,98,98	0
59	MG	AA	1734	1/1	0.86	0.11	9,9,9,9	1
59	MG	BA	3207	1/1	0.86	0.19	43,43,43,43	0
59	MG	BA	3487	1/1	0.86	0.18	64,64,64,64	0
59	MG	DA	3743	1/1	0.86	0.29	50,50,50,50	1
59	MG	DA	2916	1/1	0.86	0.18	57,57,57,57	0
59	MG	BA	3010	1/1	0.86	0.43	95,95,95,95	0
59	MG	BA	3211	1/1	0.86	0.14	67,67,67,67	0
59	MG	AA	1610	1/1	0.86	0.24	77,77,77,77	0
59	MG	DA	2922	1/1	0.86	0.30	65,65,65,65	0
59	MG	DA	3400	1/1	0.86	0.19	63,63,63,63	1
59	MG	CA	1656	1/1	0.86	0.14	73,73,73,73	0

Continued on next page...

Continued from previous page...

Mol	Type	Chain	Res	Atoms	RSCC	RSR	B-factors(\AA^2)	Q<0.9
59	MG	BA	3307	1/1	0.86	0.33	75,75,75,75	0
59	MG	DA	3205	1/1	0.86	0.21	130,130,130,130	0
59	MG	BA	2911	1/1	0.86	0.19	94,94,94,94	0
59	MG	BA	3603	1/1	0.86	0.22	74,74,74,74	0
59	MG	BA	3309	1/1	0.86	0.12	58,58,58,58	0
59	MG	BA	3385	1/1	0.86	0.21	63,63,63,63	1
59	MG	DA	2934	1/1	0.86	0.20	48,48,48,48	1
59	MG	BA	3386	1/1	0.86	0.38	72,72,72,72	0
59	MG	BB	203	1/1	0.86	0.28	59,59,59,59	0
59	MG	AA	1619	1/1	0.86	0.15	111,111,111,111	0
59	MG	DA	3585	1/1	0.86	0.16	78,78,78,78	0
59	MG	BA	3509	1/1	0.86	0.32	58,58,58,58	0
59	MG	DA	3423	1/1	0.86	0.11	51,51,51,51	1
59	MG	CA	1760	1/1	0.86	0.06	52,52,52,52	1
59	MG	DB	202	1/1	0.86	0.29	55,55,55,55	0
59	MG	DA	3592	1/1	0.86	0.32	58,58,58,58	0
59	MG	BA	3217	1/1	0.86	0.12	72,72,72,72	0
59	MG	BA	2916	1/1	0.86	0.26	78,78,78,78	0
59	MG	CA	1764	1/1	0.86	0.07	82,82,82,82	0
59	MG	AA	1885	1/1	0.86	0.27	57,57,57,57	0
59	MG	BA	3093	1/1	0.86	0.10	52,52,52,52	0
59	MG	BA	3523	1/1	0.86	0.31	122,122,122,122	0
59	MG	BA	3320	1/1	0.86	0.32	92,92,92,92	0
59	MG	BA	3020	1/1	0.86	0.15	103,103,103,103	0
59	MG	BO	201	1/1	0.86	0.25	88,88,88,88	0
59	MG	AA	1676	1/1	0.86	0.12	68,68,68,68	0
59	MG	BA	3326	1/1	0.86	0.32	77,77,77,77	0
59	MG	DA	3314	1/1	0.87	0.20	71,71,71,71	0
59	MG	DA	3006	1/1	0.87	0.28	107,107,107,107	0
59	MG	DA	3317	1/1	0.87	0.19	62,62,62,62	0
59	MG	BA	3290	1/1	0.87	0.23	86,86,86,86	0
59	MG	BA	3557	1/1	0.87	0.36	37,37,37,37	1
59	MG	DA	3483	1/1	0.87	0.33	55,55,55,55	0
59	MG	AC	301	1/1	0.87	0.18	173,173,173,173	0
59	MG	BA	3299	1/1	0.87	0.29	66,66,66,66	0
59	MG	DA	3022	1/1	0.87	0.14	71,71,71,71	0
59	MG	BA	3013	1/1	0.87	0.29	60,60,60,60	0
59	MG	BA	3366	1/1	0.87	0.22	71,71,71,71	0
59	MG	DA	3338	1/1	0.87	0.31	68,68,68,68	0
59	MG	DA	3027	1/1	0.87	0.32	69,69,69,69	0
59	MG	DA	3501	1/1	0.87	0.20	59,59,59,59	0
59	MG	DA	3669	1/1	0.87	0.25	39,39,39,39	0

Continued on next page...

Continued from previous page...

Mol	Type	Chain	Res	Atoms	RSCC	RSR	B-factors(\AA^2)	Q<0.9
59	MG	AA	1763	1/1	0.87	0.23	88,88,88,88	0
59	MG	BA	3368	1/1	0.87	0.12	62,62,62,62	0
59	MG	CA	1690	1/1	0.87	0.30	60,60,60,60	0
59	MG	DA	2926	1/1	0.87	0.13	45,45,45,45	1
59	MG	BA	3050	1/1	0.87	0.18	73,73,73,73	0
59	MG	AA	1607	1/1	0.87	0.22	73,73,73,73	0
59	MG	BA	3170	1/1	0.87	0.16	56,56,56,56	0
59	MG	DA	3052	1/1	0.87	0.30	68,68,68,68	0
59	MG	DA	3353	1/1	0.87	0.17	84,84,84,84	0
59	MG	BA	3484	1/1	0.87	0.33	94,94,94,94	0
59	MG	DA	2933	1/1	0.87	0.23	51,51,51,51	0
59	MG	AA	1689	1/1	0.87	0.14	82,82,82,82	1
59	MG	BA	3110	1/1	0.87	0.15	55,55,55,55	0
59	MG	AX	103	1/1	0.87	0.44	112,112,112,112	0
59	MG	DA	3365	1/1	0.87	0.13	92,92,92,92	0
59	MG	BA	3239	1/1	0.87	0.16	77,77,77,77	0
59	MG	AA	1856	1/1	0.87	0.28	80,80,80,80	0
59	MG	BA	3065	1/1	0.87	0.18	50,50,50,50	0
59	MG	DA	3072	1/1	0.87	0.15	81,81,81,81	0
59	MG	CA	1628	1/1	0.87	0.12	88,88,88,88	0
59	MG	DA	2943	1/1	0.87	0.08	71,71,71,71	1
59	MG	BA	3187	1/1	0.87	0.33	37,37,37,37	0
59	MG	BA	3392	1/1	0.87	0.31	87,87,87,87	0
59	MG	DA	3078	1/1	0.87	0.24	73,73,73,73	0
59	MG	BA	3590	1/1	0.87	0.12	90,90,90,90	0
59	MG	DA	3210	1/1	0.87	0.37	71,71,71,71	0
59	MG	BA	3070	1/1	0.87	0.27	108,108,108,108	0
59	MG	DA	3083	1/1	0.87	0.22	104,104,104,104	0
59	MG	DA	3085	1/1	0.87	0.09	68,68,68,68	0
59	MG	BA	3029	1/1	0.87	0.26	92,92,92,92	0
59	MG	BA	3504	1/1	0.87	0.18	59,59,59,59	0
59	MG	DA	3222	1/1	0.87	0.17	79,79,79,79	0
59	MG	BA	3595	1/1	0.87	0.35	65,65,65,65	0
59	MG	BA	3251	1/1	0.87	0.38	100,100,100,100	0
59	MG	AA	1707	1/1	0.87	0.22	97,97,97,97	0
59	MG	BA	3076	1/1	0.87	0.16	30,30,30,30	0
59	MG	DA	2959	1/1	0.87	0.30	61,61,61,61	0
59	MG	DA	3236	1/1	0.87	0.26	63,63,63,63	0
59	MG	BA	3600	1/1	0.87	0.24	63,63,63,63	0
59	MG	DA	3576	1/1	0.87	0.43	87,87,87,87	0
59	MG	DA	3755	1/1	0.87	0.38	128,128,128,128	0
59	MG	BA	3256	1/1	0.87	0.51	122,122,122,122	0

Continued on next page...

Continued from previous page...

Mol	Type	Chain	Res	Atoms	RSCC	RSR	B-factors(\AA^2)	Q<0.9
59	MG	BA	3000	1/1	0.87	0.07	80,80,80,80	0
59	MG	AA	1788	1/1	0.87	0.09	80,80,80,80	0
59	MG	DA	3108	1/1	0.87	0.19	81,81,81,81	0
59	MG	BA	3260	1/1	0.87	0.22	77,77,77,77	0
59	MG	D0	103	1/1	0.87	0.13	74,74,74,74	0
59	MG	DA	3778	1/1	0.87	0.16	115,115,115,115	0
59	MG	BA	3524	1/1	0.87	0.24	103,103,103,103	0
59	MG	B5	101	1/1	0.87	0.26	83,83,83,83	0
59	MG	DA	3263	1/1	0.87	0.33	125,125,125,125	0
59	MG	AA	1732	1/1	0.87	0.09	52,52,52,52	0
59	MG	DA	3594	1/1	0.87	0.14	63,63,63,63	1
59	MG	DA	3442	1/1	0.87	0.30	71,71,71,71	0
59	MG	BA	3089	1/1	0.87	0.21	33,33,33,33	0
59	MG	AA	1638	1/1	0.87	0.29	119,119,119,119	0
59	MG	AA	1903	1/1	0.87	0.11	79,79,79,79	0
59	MG	AA	1791	1/1	0.87	0.18	93,93,93,93	0
59	MG	DA	3451	1/1	0.87	0.23	80,80,80,80	1
59	MG	D8	101	1/1	0.87	0.07	74,74,74,74	0
59	MG	BA	3429	1/1	0.87	0.30	67,67,67,67	0
59	MG	BA	3547	1/1	0.87	0.16	78,78,78,78	0
59	MG	DA	2902	1/1	0.87	0.27	42,42,42,42	0
59	MG	BA	3278	1/1	0.87	0.36	71,71,71,71	0
59	MG	BA	3281	1/1	0.87	0.70	94,94,94,94	0
59	MG	BA	3145	1/1	0.87	0.13	89,89,89,89	0
59	MG	BA	2940	1/1	0.87	0.18	63,63,63,63	0
59	MG	DA	3306	1/1	0.87	0.10	56,56,56,56	0
59	MG	AA	1843	1/1	0.87	0.19	99,99,99,99	0
59	MG	DA	3005	1/1	0.87	0.09	69,69,69,69	0
59	MG	DR	202	1/1	0.87	0.16	65,65,65,65	1
59	MG	DA	3474	1/1	0.87	0.42	99,99,99,99	0
59	MG	DA	3621	1/1	0.88	0.25	76,76,76,76	1
59	MG	AA	1723	1/1	0.88	0.11	91,91,91,91	0
59	MG	BA	3025	1/1	0.88	0.12	83,83,83,83	0
59	MG	DA	3093	1/1	0.88	0.39	67,67,67,67	0
59	MG	BA	3499	1/1	0.88	0.15	43,43,43,43	0
59	MG	BA	3086	1/1	0.88	0.11	123,123,123,123	0
59	MG	BA	3142	1/1	0.88	0.10	67,67,67,67	0
59	MG	CA	1769	1/1	0.88	0.12	68,68,68,68	0
59	MG	DA	2948	1/1	0.88	0.28	75,75,75,75	0
59	MG	BA	3143	1/1	0.88	0.63	149,149,149,149	0
59	MG	DA	3454	1/1	0.88	0.18	35,35,35,35	0
59	MG	BA	3607	1/1	0.88	0.46	95,95,95,95	0

Continued on next page...

Continued from previous page...

Mol	Type	Chain	Res	Atoms	RSCC	RSR	B-factors(\AA^2)	Q<0.9
59	MG	AA	1633	1/1	0.88	0.40	72,72,72,72	1
59	MG	BA	3388	1/1	0.88	0.60	100,100,100,100	0
59	MG	DA	3460	1/1	0.88	0.12	73,73,73,73	0
59	MG	CA	1775	1/1	0.88	0.11	70,70,70,70	1
59	MG	BA	3311	1/1	0.88	0.12	80,80,80,80	0
59	MG	BA	3223	1/1	0.88	0.09	80,80,80,80	0
59	MG	DA	3654	1/1	0.88	0.12	78,78,78,78	0
59	MG	DA	3657	1/1	0.88	0.15	59,59,59,59	0
59	MG	BA	3393	1/1	0.88	0.25	104,104,104,104	0
59	MG	DA	3295	1/1	0.88	0.31	99,99,99,99	0
59	MG	AA	1764	1/1	0.88	0.26	65,65,65,65	0
59	MG	BA	2948	1/1	0.88	0.11	64,64,64,64	0
59	MG	DA	3300	1/1	0.88	0.07	67,67,67,67	0
59	MG	DA	3475	1/1	0.88	0.13	115,115,115,115	0
59	MG	BA	2991	1/1	0.88	0.14	60,60,60,60	1
59	MG	DA	2965	1/1	0.88	0.30	52,52,52,52	0
59	MG	AA	1852	1/1	0.88	0.24	56,56,56,56	0
59	MG	BA	3526	1/1	0.88	0.26	76,76,76,76	0
59	MG	BA	3528	1/1	0.88	0.20	73,73,73,73	0
59	MG	AA	1749	1/1	0.88	0.08	74,74,74,74	1
59	MG	DA	2975	1/1	0.88	0.20	56,56,56,56	0
59	MG	DA	3320	1/1	0.88	0.12	78,78,78,78	0
59	MG	BP	204	1/1	0.88	0.10	24,24,24,24	1
59	MG	CS	101	1/1	0.88	0.07	97,97,97,97	1
59	MG	AV	107	1/1	0.88	0.14	58,58,58,58	0
59	MG	DA	3685	1/1	0.88	0.09	69,69,69,69	0
59	MG	DA	3325	1/1	0.88	0.35	109,109,109,109	0
59	MG	BA	3533	1/1	0.88	0.32	83,83,83,83	0
59	MG	BA	3160	1/1	0.88	0.17	49,49,49,49	0
59	MG	BA	2996	1/1	0.88	0.28	68,68,68,68	0
59	MG	DA	3331	1/1	0.88	0.16	45,45,45,45	1
59	MG	DA	3335	1/1	0.88	0.14	48,48,48,48	0
59	MG	CV	108	1/1	0.88	0.29	101,101,101,101	0
59	MG	DA	3507	1/1	0.88	0.11	5,5,5,5	1
59	MG	BA	2955	1/1	0.88	0.38	84,84,84,84	0
59	MG	DA	3708	1/1	0.88	0.34	100,100,100,100	0
59	MG	BA	3171	1/1	0.88	0.14	29,29,29,29	0
59	MG	CA	1603	1/1	0.88	0.20	112,112,112,112	0
59	MG	BA	3101	1/1	0.88	0.30	79,79,79,79	0
59	MG	CA	1607	1/1	0.88	0.13	94,94,94,94	0
59	MG	BA	2957	1/1	0.88	0.26	81,81,81,81	0
59	MG	BA	2959	1/1	0.88	0.20	65,65,65,65	0

Continued on next page...

Continued from previous page...

Mol	Type	Chain	Res	Atoms	RSCC	RSR	B-factors(\AA^2)	Q<0.9
59	MG	BA	3178	1/1	0.88	0.27	79,79,79,79	0
59	MG	BA	3180	1/1	0.88	0.23	42,42,42,42	0
59	MG	DA	3351	1/1	0.88	0.10	77,77,77,77	0
59	MG	BA	3424	1/1	0.88	0.19	64,64,64,64	0
59	MG	AA	1643	1/1	0.88	0.15	92,92,92,92	0
59	MG	DA	3156	1/1	0.88	0.34	73,73,73,73	0
59	MG	DA	3013	1/1	0.88	0.28	68,68,68,68	0
59	MG	DA	3014	1/1	0.88	0.25	108,108,108,108	0
59	MG	DA	3733	1/1	0.88	0.11	43,43,43,43	0
59	MG	DA	3735	1/1	0.88	0.17	90,90,90,90	0
59	MG	D7	101	1/1	0.88	0.37	89,89,89,89	0
59	MG	D7	102	1/1	0.88	0.22	75,75,75,75	0
59	MG	AA	1940	1/1	0.88	0.14	86,86,86,86	0
59	MG	BA	3431	1/1	0.88	0.32	79,79,79,79	0
59	MG	BA	3434	1/1	0.88	0.28	68,68,68,68	0
59	MG	DA	3745	1/1	0.88	0.23	56,56,56,56	0
59	MG	CA	1722	1/1	0.88	0.11	73,73,73,73	0
59	MG	DA	3026	1/1	0.88	0.26	60,60,60,60	0
59	MG	BA	3435	1/1	0.88	0.47	70,70,70,70	0
59	MG	DA	3753	1/1	0.88	0.42	83,83,83,83	0
59	MG	AA	1618	1/1	0.88	0.25	78,78,78,78	0
59	MG	CA	1625	1/1	0.88	0.10	62,62,62,62	0
59	MG	BA	3263	1/1	0.88	0.31	76,76,76,76	0
59	MG	DA	3758	1/1	0.88	0.41	95,95,95,95	0
59	MG	DA	3761	1/1	0.88	0.28	96,96,96,96	0
59	MG	DA	3383	1/1	0.88	0.18	135,135,135,135	0
59	MG	DA	3764	1/1	0.88	0.31	75,75,75,75	0
59	MG	AA	1779	1/1	0.88	0.16	114,114,114,114	0
59	MG	BA	3267	1/1	0.88	0.25	94,94,94,94	0
59	MG	BA	3007	1/1	0.88	0.15	93,93,93,93	0
59	MG	BA	3452	1/1	0.88	0.35	45,45,45,45	0
59	MG	DA	3776	1/1	0.88	0.14	58,58,58,58	0
59	MG	BA	2924	1/1	0.88	0.14	73,73,73,73	0
59	MG	DA	3395	1/1	0.88	0.28	83,83,83,83	0
59	MG	DA	2914	1/1	0.88	0.20	83,83,83,83	0
59	MG	BA	3457	1/1	0.88	0.25	72,72,72,72	0
59	MG	AA	1838	1/1	0.88	0.37	80,80,80,80	0
59	MG	AA	1962	1/1	0.88	0.30	65,65,65,65	0
59	MG	DA	3785	1/1	0.88	0.56	35,35,35,35	1
59	MG	DA	3405	1/1	0.88	0.13	63,63,63,63	0
59	MG	CA	1638	1/1	0.88	0.27	61,61,61,61	0
59	MG	BA	3463	1/1	0.88	0.30	66,66,66,66	0

Continued on next page...

Continued from previous page...

Mol	Type	Chain	Res	Atoms	RSCC	RSR	B-factors(\AA^2)	Q<0.9
59	MG	BA	3064	1/1	0.88	0.18	45,45,45,45	0
59	MG	AA	1863	1/1	0.88	0.27	80,80,80,80	0
59	MG	BA	3121	1/1	0.88	0.52	125,125,125,125	0
59	MG	AA	1839	1/1	0.88	0.26	74,74,74,74	0
59	MG	BA	3285	1/1	0.88	0.44	96,96,96,96	0
59	MG	BA	3204	1/1	0.88	0.52	71,71,71,71	0
59	MG	DB	208	1/1	0.88	0.11	86,86,86,86	0
59	MG	CA	1649	1/1	0.88	0.24	92,92,92,92	0
59	MG	AA	1731	1/1	0.88	0.24	81,81,81,81	0
59	MG	BA	3370	1/1	0.88	0.38	105,105,105,105	0
59	MG	DE	302	1/1	0.88	0.07	39,39,39,39	1
59	MG	BA	3017	1/1	0.88	0.35	93,93,93,93	0
59	MG	DA	3608	1/1	0.88	0.34	61,61,61,61	0
59	MG	DA	3614	1/1	0.88	0.21	100,100,100,100	0
59	MG	BA	3378	1/1	0.88	0.22	79,79,79,79	0
59	MG	BA	2901	1/1	0.88	0.15	113,113,113,113	0
59	MG	DA	3435	1/1	0.88	0.17	47,47,47,47	0
59	MG	BA	2982	1/1	0.88	0.07	58,58,58,58	1
59	MG	BA	3437	1/1	0.89	0.14	60,60,60,60	0
59	MG	AA	1898	1/1	0.89	0.25	65,65,65,65	0
59	MG	AA	1683	1/1	0.89	0.19	47,47,47,47	1
59	MG	DA	3245	1/1	0.89	0.16	78,78,78,78	0
59	MG	AA	1929	1/1	0.89	0.21	69,69,69,69	0
59	MG	CA	1664	1/1	0.89	0.11	91,91,91,91	0
59	MG	AL	206	1/1	0.89	0.13	53,53,53,53	1
59	MG	AA	1837	1/1	0.89	0.13	75,75,75,75	0
59	MG	DA	3535	1/1	0.89	0.30	52,52,52,52	0
59	MG	DA	3536	1/1	0.89	0.10	37,37,37,37	1
59	MG	DA	3255	1/1	0.89	0.30	51,51,51,51	0
59	MG	AA	1628	1/1	0.89	0.14	84,84,84,84	0
59	MG	BA	2953	1/1	0.89	0.47	84,84,84,84	0
59	MG	BA	3454	1/1	0.89	0.26	64,64,64,64	0
59	MG	BA	3374	1/1	0.89	0.26	74,74,74,74	0
59	MG	CA	1676	1/1	0.89	0.06	88,88,88,88	0
59	MG	AA	1815	1/1	0.89	0.14	76,76,76,76	0
59	MG	DA	3276	1/1	0.89	0.25	58,58,58,58	0
59	MG	AA	1744	1/1	0.89	0.14	80,80,80,80	0
59	MG	DA	3420	1/1	0.89	0.14	100,100,100,100	0
59	MG	BA	2958	1/1	0.89	0.16	46,46,46,46	0
59	MG	DA	3558	1/1	0.89	0.20	88,88,88,88	0
59	MG	DA	3713	1/1	0.89	0.10	67,67,67,67	0
59	MG	AA	1668	1/1	0.89	0.17	78,78,78,78	0

Continued on next page...

Continued from previous page...

Mol	Type	Chain	Res	Atoms	RSCC	RSR	B-factors(\AA^2)	Q<0.9
59	MG	BA	3168	1/1	0.89	0.23	24,24,24,24	0
59	MG	AV	101	1/1	0.89	0.23	52,52,52,52	1
59	MG	AA	1778	1/1	0.89	0.17	84,84,84,84	0
59	MG	BA	2966	1/1	0.89	0.26	64,64,64,64	0
59	MG	BA	3568	1/1	0.89	0.18	58,58,58,58	0
59	MG	BA	3049	1/1	0.89	0.16	66,66,66,66	0
59	MG	AA	1609	1/1	0.89	0.20	59,59,59,59	0
59	MG	DA	3574	1/1	0.89	0.30	70,70,70,70	1
59	MG	DA	3302	1/1	0.89	0.27	57,57,57,57	0
59	MG	BA	3176	1/1	0.89	0.13	50,50,50,50	0
59	MG	DA	3732	1/1	0.89	0.21	67,67,67,67	0
59	MG	BA	3324	1/1	0.89	0.20	63,63,63,63	0
59	MG	DA	3152	1/1	0.89	0.42	108,108,108,108	0
59	MG	AA	1674	1/1	0.89	0.08	48,48,48,48	0
59	MG	BA	3055	1/1	0.89	0.50	92,92,92,92	0
59	MG	AA	1641	1/1	0.89	0.16	68,68,68,68	1
59	MG	AA	1626	1/1	0.89	0.30	89,89,89,89	0
59	MG	BA	3582	1/1	0.89	0.24	63,63,63,63	0
59	MG	CA	1702	1/1	0.89	0.09	104,104,104,104	0
59	MG	BA	3060	1/1	0.89	0.31	98,98,98,98	0
59	MG	AA	1602	1/1	0.89	0.11	71,71,71,71	0
59	MG	DA	3164	1/1	0.89	0.25	55,55,55,55	0
59	MG	DA	3600	1/1	0.89	0.22	30,30,30,30	0
59	MG	BA	3334	1/1	0.89	0.21	60,60,60,60	0
59	MG	DA	3605	1/1	0.89	0.22	63,63,63,63	0
59	MG	BA	3062	1/1	0.89	0.13	61,61,61,61	0
59	MG	CM	203	1/1	0.89	0.07	123,123,123,123	0
59	MG	DA	3171	1/1	0.89	0.14	71,71,71,71	0
59	MG	CQ	201	1/1	0.89	0.08	98,98,98,98	1
59	MG	AA	1680	1/1	0.89	0.16	75,75,75,75	0
59	MG	DA	3765	1/1	0.89	0.30	69,69,69,69	0
59	MG	CS	102	1/1	0.89	0.09	102,102,102,102	0
59	MG	AA	1753	1/1	0.89	0.11	110,110,110,110	0
59	MG	DA	3620	1/1	0.89	0.11	70,70,70,70	0
59	MG	DA	3184	1/1	0.89	0.14	63,63,63,63	0
59	MG	CA	1634	1/1	0.89	0.08	97,97,97,97	0
59	MG	DA	3777	1/1	0.89	0.16	70,70,70,70	0
59	MG	DA	3627	1/1	0.89	0.11	70,70,70,70	0
59	MG	CA	1718	1/1	0.89	0.16	87,87,87,87	0
59	MG	BA	3069	1/1	0.89	0.42	100,100,100,100	0
59	MG	BA	3508	1/1	0.89	0.17	39,39,39,39	0
59	MG	DA	3195	1/1	0.89	0.36	96,96,96,96	0

Continued on next page...

Continued from previous page...

Mol	Type	Chain	Res	Atoms	RSCC	RSR	B-factors(\AA^2)	Q<0.9
59	MG	BA	3412	1/1	0.89	0.20	95,95,95,95	0
59	MG	AA	1770	1/1	0.89	0.29	76,76,76,76	0
59	MG	BA	2979	1/1	0.89	0.21	66,66,66,66	0
59	MG	BA	2980	1/1	0.89	0.14	47,47,47,47	0
59	MG	DA	3207	1/1	0.89	0.20	84,84,84,84	0
59	MG	DA	3789	1/1	0.89	0.27	68,68,68,68	0
59	MG	DA	3494	1/1	0.89	0.29	41,41,41,41	0
59	MG	D0	101	1/1	0.89	0.13	16,16,16,16	1
59	MG	BA	3519	1/1	0.89	0.32	88,88,88,88	0
59	MG	DA	3211	1/1	0.89	0.19	65,65,65,65	0
59	MG	BA	3417	1/1	0.89	0.13	68,68,68,68	0
59	MG	BA	3130	1/1	0.89	0.17	62,62,62,62	0
59	MG	DA	2974	1/1	0.89	0.35	47,47,47,47	1
59	MG	BA	3349	1/1	0.89	0.20	68,68,68,68	0
59	MG	DA	3100	1/1	0.89	0.24	67,67,67,67	0
59	MG	BA	2938	1/1	0.89	0.10	64,64,64,64	1
59	MG	DD	304	1/1	0.89	0.20	97,97,97,97	0
59	MG	DE	301	1/1	0.89	0.06	67,67,67,67	0
59	MG	BA	3608	1/1	0.89	0.23	31,31,31,31	0
59	MG	BA	3133	1/1	0.89	0.25	57,57,57,57	0
59	MG	AA	1700	1/1	0.89	0.17	90,90,90,90	0
59	MG	DN	202	1/1	0.89	0.13	78,78,78,78	0
59	MG	BA	3082	1/1	0.89	0.35	90,90,90,90	0
59	MG	AA	1651	1/1	0.89	0.10	76,76,76,76	0
59	MG	BA	3359	1/1	0.89	0.49	101,101,101,101	0
59	MG	DA	3387	1/1	0.89	0.13	77,77,77,77	0
59	MG	DW	201	1/1	0.89	0.09	36,36,36,36	1
59	MG	BA	3212	1/1	0.89	0.32	52,52,52,52	0
59	MG	DA	3635	1/1	0.90	0.22	31,31,31,31	0
59	MG	DA	3636	1/1	0.90	0.08	50,50,50,50	0
59	MG	BA	2998	1/1	0.90	0.20	54,54,54,54	0
59	MG	DA	3277	1/1	0.90	0.13	42,42,42,42	0
59	MG	DA	3282	1/1	0.90	0.15	31,31,31,31	0
59	MG	DA	3283	1/1	0.90	0.16	65,65,65,65	0
59	MG	BY	201	1/1	0.90	0.10	50,50,50,50	0
59	MG	AA	1812	1/1	0.90	0.56	70,70,70,70	0
59	MG	BA	3541	1/1	0.90	0.52	82,82,82,82	0
59	MG	CV	105	1/1	0.90	0.09	82,82,82,82	0
59	MG	BA	3275	1/1	0.90	0.07	38,38,38,38	0
59	MG	DA	3652	1/1	0.90	0.14	74,74,74,74	0
59	MG	AA	1675	1/1	0.90	0.13	52,52,52,52	1
59	MG	BA	2965	1/1	0.90	0.26	84,84,84,84	0

Continued on next page...

Continued from previous page...

Mol	Type	Chain	Res	Atoms	RSCC	RSR	B-factors(\AA^2)	Q<0.9
59	MG	DA	3656	1/1	0.90	0.19	75,75,75,75	0
59	MG	BA	3206	1/1	0.90	0.38	59,59,59,59	0
59	MG	AA	1661	1/1	0.90	0.15	34,34,34,34	1
59	MG	DA	3473	1/1	0.90	0.30	38,38,38,38	0
59	MG	BA	3552	1/1	0.90	0.14	54,54,54,54	1
59	MG	BA	3209	1/1	0.90	0.17	61,61,61,61	0
59	MG	AA	1855	1/1	0.90	0.12	69,69,69,69	0
59	MG	DA	3305	1/1	0.90	0.39	52,52,52,52	0
59	MG	BA	3447	1/1	0.90	0.13	90,90,90,90	0
59	MG	BA	3448	1/1	0.90	0.36	40,40,40,40	0
59	MG	DA	3309	1/1	0.90	0.37	76,76,76,76	0
59	MG	BA	3147	1/1	0.90	0.20	72,72,72,72	0
59	MG	DA	3312	1/1	0.90	0.23	48,48,48,48	0
59	MG	DA	3672	1/1	0.90	0.25	74,74,74,74	0
59	MG	DA	2999	1/1	0.90	0.14	91,91,91,91	0
59	MG	DA	3488	1/1	0.90	0.11	28,28,28,28	0
59	MG	BA	3148	1/1	0.90	0.29	106,106,106,106	0
59	MG	D2	101	1/1	0.90	0.14	62,62,62,62	0
59	MG	AA	1603	1/1	0.90	0.29	74,74,74,74	0
59	MG	BA	3369	1/1	0.90	0.17	65,65,65,65	0
59	MG	BA	3562	1/1	0.90	0.30	71,71,71,71	0
59	MG	BA	3455	1/1	0.90	0.29	65,65,65,65	0
59	MG	AA	1875	1/1	0.90	0.19	62,62,62,62	0
59	MG	BA	2972	1/1	0.90	0.31	63,63,63,63	1
59	MG	AA	1742	1/1	0.90	0.10	63,63,63,63	1
59	MG	BA	3462	1/1	0.90	0.24	28,28,28,28	0
59	MG	AA	1858	1/1	0.90	0.14	60,60,60,60	0
59	MG	DA	3334	1/1	0.90	0.13	56,56,56,56	0
59	MG	DA	3509	1/1	0.90	0.24	39,39,39,39	0
59	MG	DA	3019	1/1	0.90	0.67	92,92,92,92	0
59	MG	DA	3707	1/1	0.90	0.16	55,55,55,55	1
59	MG	DA	3511	1/1	0.90	0.32	83,83,83,83	0
59	MG	BA	3304	1/1	0.90	0.28	90,90,90,90	0
59	MG	AA	1695	1/1	0.90	0.07	65,65,65,65	0
59	MG	BA	3475	1/1	0.90	0.17	59,59,59,59	0
59	MG	BA	3381	1/1	0.90	0.23	42,42,42,42	0
59	MG	BA	3107	1/1	0.90	0.47	87,87,87,87	0
59	MG	B0	102	1/1	0.90	0.11	91,91,91,91	0
59	MG	DA	3166	1/1	0.90	0.12	30,30,30,30	0
59	MG	BA	3226	1/1	0.90	0.24	78,78,78,78	0
59	MG	DA	3169	1/1	0.90	0.41	67,67,67,67	0
59	MG	DA	2910	1/1	0.90	0.21	68,68,68,68	0

Continued on next page...

Continued from previous page...

Mol	Type	Chain	Res	Atoms	RSCC	RSR	B-factors(\AA^2)	Q<0.9
59	MG	DA	3722	1/1	0.90	0.17	86,86,86,86	0
59	MG	DA	3034	1/1	0.90	0.22	98,98,98,98	0
59	MG	DA	3525	1/1	0.90	0.42	63,63,63,63	0
59	MG	BA	3014	1/1	0.90	0.13	79,79,79,79	0
59	MG	CA	1643	1/1	0.90	0.14	80,80,80,80	0
59	MG	DA	3354	1/1	0.90	0.18	52,52,52,52	0
59	MG	DA	3175	1/1	0.90	0.11	28,28,28,28	0
59	MG	DA	3177	1/1	0.90	0.10	71,71,71,71	0
59	MG	AA	1687	1/1	0.90	0.07	101,101,101,101	0
59	MG	DA	3043	1/1	0.90	0.18	80,80,80,80	0
59	MG	DA	3361	1/1	0.90	0.20	42,42,42,42	0
59	MG	DA	3046	1/1	0.90	0.28	95,95,95,95	0
59	MG	DA	3541	1/1	0.90	0.26	96,96,96,96	0
59	MG	DA	3542	1/1	0.90	0.10	74,74,74,74	0
59	MG	BA	3486	1/1	0.90	0.12	54,54,54,54	0
59	MG	AI	202	1/1	0.90	0.08	117,117,117,117	0
59	MG	CA	1748	1/1	0.90	0.12	102,102,102,102	0
59	MG	BA	3488	1/1	0.90	0.39	66,66,66,66	1
59	MG	DA	3192	1/1	0.90	0.39	70,70,70,70	0
59	MG	CA	1751	1/1	0.90	0.12	69,69,69,69	1
59	MG	DA	3064	1/1	0.90	0.16	51,51,51,51	0
59	MG	BA	3236	1/1	0.90	0.32	86,86,86,86	0
59	MG	DA	3200	1/1	0.90	0.23	62,62,62,62	0
59	MG	DA	3760	1/1	0.90	0.14	52,52,52,52	0
59	MG	BA	3492	1/1	0.90	0.14	31,31,31,31	1
59	MG	CA	1652	1/1	0.90	0.33	78,78,78,78	0
59	MG	BA	3063	1/1	0.90	0.17	59,59,59,59	0
59	MG	AL	201	1/1	0.90	0.12	87,87,87,87	0
59	MG	BA	3495	1/1	0.90	0.17	69,69,69,69	0
59	MG	BA	3496	1/1	0.90	0.18	44,44,44,44	0
59	MG	BA	3240	1/1	0.90	0.27	55,55,55,55	0
59	MG	AA	1844	1/1	0.90	0.18	107,107,107,107	0
59	MG	DA	3775	1/1	0.90	0.29	86,86,86,86	0
59	MG	DA	3397	1/1	0.90	0.26	72,72,72,72	0
59	MG	BA	2947	1/1	0.90	0.27	45,45,45,45	0
59	MG	BA	3179	1/1	0.90	0.13	66,66,66,66	0
59	MG	BA	3118	1/1	0.90	0.16	59,59,59,59	0
59	MG	DA	2938	1/1	0.90	0.46	17,17,17,17	1
59	MG	DA	3223	1/1	0.90	0.21	37,37,37,37	0
59	MG	DA	3782	1/1	0.90	0.22	51,51,51,51	0
59	MG	BA	3181	1/1	0.90	0.22	42,42,42,42	0
59	MG	AL	204	1/1	0.90	0.12	90,90,90,90	0

Continued on next page...

Continued from previous page...

Mol	Type	Chain	Res	Atoms	RSCC	RSR	B-factors(\AA^2)	Q<0.9
59	MG	BA	3253	1/1	0.90	0.23	52,52,52,52	1
59	MG	BA	3507	1/1	0.90	0.18	55,55,55,55	0
59	MG	DA	3087	1/1	0.90	0.19	33,33,33,33	0
59	MG	DA	3414	1/1	0.90	0.42	121,121,121,121	0
59	MG	BA	3406	1/1	0.90	0.22	52,52,52,52	0
59	MG	DA	3790	1/1	0.90	0.45	29,29,29,29	1
59	MG	AA	1957	1/1	0.90	0.26	75,75,75,75	0
59	MG	DA	3792	1/1	0.90	0.20	77,77,77,77	0
59	MG	BA	3028	1/1	0.90	0.15	58,58,58,58	0
59	MG	DA	3796	1/1	0.90	0.38	95,95,95,95	1
59	MG	DB	201	1/1	0.90	0.14	59,59,59,59	0
59	MG	BA	3188	1/1	0.90	0.10	58,58,58,58	0
59	MG	BA	3189	1/1	0.90	0.22	62,62,62,62	0
59	MG	AA	1845	1/1	0.90	0.24	53,53,53,53	0
59	MG	AA	1911	1/1	0.90	0.08	55,55,55,55	0
59	MG	DA	3612	1/1	0.90	0.14	77,77,77,77	0
59	MG	DA	3249	1/1	0.90	0.17	68,68,68,68	0
59	MG	CA	1781	1/1	0.90	0.07	74,74,74,74	0
59	MG	AA	1846	1/1	0.90	0.26	45,45,45,45	0
59	MG	BA	3420	1/1	0.90	0.32	71,71,71,71	0
59	MG	BA	2910	1/1	0.90	0.26	83,83,83,83	1
59	MG	AA	1867	1/1	0.90	0.10	65,65,65,65	0
59	MG	BA	3348	1/1	0.90	0.27	61,61,61,61	0
59	MG	DA	3440	1/1	0.90	0.07	50,50,50,50	1
59	MG	DA	3441	1/1	0.90	0.24	55,55,55,55	0
59	MG	AA	1890	1/1	0.90	0.17	78,78,78,78	0
59	MG	BR	201	1/1	0.90	0.23	47,47,47,47	1
59	MG	DA	3270	1/1	0.90	0.26	55,55,55,55	0
59	MG	BA	3426	1/1	0.90	0.30	77,77,77,77	0
59	MG	AA	1811	1/1	0.90	0.19	49,49,49,49	0
59	MG	DA	3274	1/1	0.90	0.17	73,73,73,73	0
59	MG	DA	3007	1/1	0.91	0.16	57,57,57,57	0
59	MG	DA	3527	1/1	0.91	0.08	46,46,46,46	0
59	MG	BA	3077	1/1	0.91	0.24	71,71,71,71	0
59	MG	AA	1849	1/1	0.91	0.11	80,80,80,80	0
59	MG	BA	3352	1/1	0.91	0.12	72,72,72,72	0
59	MG	BA	3224	1/1	0.91	0.28	79,79,79,79	0
59	MG	DA	3136	1/1	0.91	0.29	97,97,97,97	0
59	MG	BA	3177	1/1	0.91	0.30	45,45,45,45	0
59	MG	AA	1620	1/1	0.91	0.24	71,71,71,71	0
59	MG	AA	1851	1/1	0.91	0.16	62,62,62,62	0
59	MG	DA	3694	1/1	0.91	0.26	107,107,107,107	0

Continued on next page...

Continued from previous page...

Mol	Type	Chain	Res	Atoms	RSCC	RSR	B-factors(\AA^2)	Q<0.9
59	MG	DA	2918	1/1	0.91	0.23	91,91,91,91	0
59	MG	BA	3230	1/1	0.91	0.20	85,85,85,85	0
59	MG	DA	3703	1/1	0.91	0.13	41,41,41,41	0
59	MG	CA	1767	1/1	0.91	0.20	73,73,73,73	0
59	MG	BA	3231	1/1	0.91	0.18	28,28,28,28	0
59	MG	DA	3278	1/1	0.91	0.14	57,57,57,57	0
59	MG	DA	3279	1/1	0.91	0.26	70,70,70,70	0
59	MG	DA	3415	1/1	0.91	0.30	41,41,41,41	0
59	MG	BA	3042	1/1	0.91	0.51	103,103,103,103	0
59	MG	BA	3085	1/1	0.91	0.53	68,68,68,68	0
59	MG	BA	3571	1/1	0.91	0.28	77,77,77,77	0
59	MG	BA	3183	1/1	0.91	0.09	54,54,54,54	0
59	MG	AA	1658	1/1	0.91	0.12	106,106,106,106	0
59	MG	BA	3129	1/1	0.91	0.34	42,42,42,42	0
59	MG	DA	3040	1/1	0.91	0.33	81,81,81,81	0
59	MG	DA	3428	1/1	0.91	0.19	65,65,65,65	0
59	MG	AA	1784	1/1	0.91	0.12	92,92,92,92	0
59	MG	AA	1973	1/1	0.91	0.16	69,69,69,69	0
59	MG	DA	3157	1/1	0.91	0.10	52,52,52,52	0
59	MG	BA	3433	1/1	0.91	0.12	61,61,61,61	0
59	MG	DA	3299	1/1	0.91	0.27	75,75,75,75	0
59	MG	BA	3091	1/1	0.91	0.27	62,62,62,62	0
59	MG	DA	3731	1/1	0.91	0.20	45,45,45,45	1
59	MG	CA	1783	1/1	0.91	0.09	83,83,83,83	0
59	MG	DA	3050	1/1	0.91	0.29	40,40,40,40	0
59	MG	DA	3580	1/1	0.91	0.12	34,34,34,34	0
59	MG	BA	3373	1/1	0.91	0.24	56,56,56,56	0
59	MG	BA	2983	1/1	0.91	0.14	63,63,63,63	0
59	MG	DA	3307	1/1	0.91	0.29	77,77,77,77	0
59	MG	BA	3586	1/1	0.91	0.22	86,86,86,86	0
59	MG	DA	3167	1/1	0.91	0.15	40,40,40,40	0
59	MG	CD	302	1/1	0.91	0.07	68,68,68,68	0
59	MG	BA	3587	1/1	0.91	0.25	47,47,47,47	0
59	MG	CA	1707	1/1	0.91	0.14	79,79,79,79	0
59	MG	BA	3315	1/1	0.91	0.32	74,74,74,74	0
59	MG	CA	1709	1/1	0.91	0.11	85,85,85,85	1
59	MG	BA	3376	1/1	0.91	0.18	68,68,68,68	1
59	MG	DA	3601	1/1	0.91	0.07	39,39,39,39	0
59	MG	AA	1608	1/1	0.91	0.17	58,58,58,58	0
59	MG	DA	3757	1/1	0.91	0.27	86,86,86,86	0
59	MG	BA	3518	1/1	0.91	0.36	64,64,64,64	0
59	MG	BA	3012	1/1	0.91	0.32	34,34,34,34	0

Continued on next page...

Continued from previous page...

Mol	Type	Chain	Res	Atoms	RSCC	RSR	B-factors(\AA^2)	Q<0.9
59	MG	AA	1746	1/1	0.91	0.16	66,66,66,66	0
59	MG	DA	3463	1/1	0.91	0.24	83,83,83,83	0
59	MG	CV	103	1/1	0.91	0.08	67,67,67,67	0
59	MG	BA	2933	1/1	0.91	0.11	36,36,36,36	0
59	MG	AA	1702	1/1	0.91	0.16	64,64,64,64	0
59	MG	BA	2988	1/1	0.91	0.13	35,35,35,35	0
59	MG	DA	3080	1/1	0.91	0.09	56,56,56,56	0
59	MG	CA	1640	1/1	0.91	0.10	76,76,76,76	0
59	MG	BA	3599	1/1	0.91	0.11	83,83,83,83	0
59	MG	DA	3084	1/1	0.91	0.19	57,57,57,57	0
59	MG	BA	2990	1/1	0.91	0.22	77,77,77,77	0
59	MG	AA	1660	1/1	0.91	0.12	82,82,82,82	0
59	MG	DA	3342	1/1	0.91	0.16	58,58,58,58	0
59	MG	DA	3202	1/1	0.91	0.13	70,70,70,70	0
59	MG	BA	3103	1/1	0.91	0.19	69,69,69,69	0
59	MG	DA	3482	1/1	0.91	0.28	37,37,37,37	1
59	MG	AA	1733	1/1	0.91	0.08	71,71,71,71	0
59	MG	BA	3535	1/1	0.91	0.14	81,81,81,81	0
59	MG	DA	3486	1/1	0.91	0.27	38,38,38,38	0
59	MG	AA	1721	1/1	0.91	0.06	111,111,111,111	0
59	MG	DA	3639	1/1	0.91	0.19	37,37,37,37	0
59	MG	DA	3348	1/1	0.91	0.20	43,43,43,43	0
59	MG	BA	2942	1/1	0.91	0.58	110,110,110,110	0
59	MG	AA	1817	1/1	0.91	0.07	71,71,71,71	0
59	MG	CA	1651	1/1	0.91	0.09	84,84,84,84	0
59	MG	BA	2997	1/1	0.91	0.20	82,82,82,82	0
59	MG	DA	2977	1/1	0.91	0.28	60,60,60,60	0
59	MG	DA	3794	1/1	0.91	0.23	79,79,79,79	0
59	MG	BA	3542	1/1	0.91	0.21	102,102,102,102	0
59	MG	BA	3543	1/1	0.91	0.20	71,71,71,71	0
59	MG	BD	305	1/1	0.91	0.29	168,168,168,168	0
59	MG	BA	3465	1/1	0.91	0.29	37,37,37,37	0
59	MG	BA	3269	1/1	0.91	0.11	63,63,63,63	0
59	MG	BA	3546	1/1	0.91	0.36	83,83,83,83	0
59	MG	DA	3230	1/1	0.91	0.29	94,94,94,94	0
59	MG	BA	3162	1/1	0.91	0.20	41,41,41,41	0
59	MG	DA	3368	1/1	0.91	0.46	104,104,104,104	0
59	MG	BA	3473	1/1	0.91	0.59	87,87,87,87	0
59	MG	BA	3067	1/1	0.91	0.10	34,34,34,34	0
59	MG	DD	305	1/1	0.91	0.42	1,1,1,1	1
59	MG	BA	2944	1/1	0.91	0.15	43,43,43,43	0
59	MG	BA	2999	1/1	0.91	0.19	86,86,86,86	0

Continued on next page...

Continued from previous page...

Mol	Type	Chain	Res	Atoms	RSCC	RSR	B-factors(\AA^2)	Q<0.9
59	MG	DA	3121	1/1	0.91	0.17	69,69,69,69	0
59	MG	DF	303	1/1	0.91	0.09	22,22,22,22	1
59	MG	DA	2903	1/1	0.91	0.11	43,43,43,43	0
59	MG	DA	3380	1/1	0.91	0.21	43,43,43,43	0
59	MG	DA	2904	1/1	0.91	0.50	66,66,66,66	0
59	MG	AA	1847	1/1	0.91	0.08	76,76,76,76	0
59	MG	DP	202	1/1	0.91	0.20	49,49,49,49	1
59	MG	DA	3247	1/1	0.91	0.31	41,41,41,41	0
59	MG	DR	201	1/1	0.91	0.10	108,108,108,108	0
59	MG	BA	2915	1/1	0.91	0.26	70,70,70,70	0
59	MG	AA	1759	1/1	0.91	0.19	51,51,51,51	0
59	MG	BA	3408	1/1	0.91	0.30	73,73,73,73	0
59	MG	CA	1604	1/1	0.92	0.07	63,63,63,63	0
59	MG	DA	3493	1/1	0.92	0.10	90,90,90,90	0
59	MG	CA	1778	1/1	0.92	0.15	88,88,88,88	0
59	MG	AA	1859	1/1	0.92	0.10	44,44,44,44	0
59	MG	DA	3663	1/1	0.92	0.23	55,55,55,55	0
59	MG	BA	3135	1/1	0.92	0.21	86,86,86,86	0
59	MG	BA	3137	1/1	0.92	0.13	43,43,43,43	0
59	MG	DA	3194	1/1	0.92	0.31	92,92,92,92	0
59	MG	AA	1926	1/1	0.92	0.12	59,59,59,59	0
59	MG	BA	3397	1/1	0.92	0.16	75,75,75,75	0
59	MG	BA	3139	1/1	0.92	0.21	27,27,27,27	0
59	MG	DA	3350	1/1	0.92	0.30	34,34,34,34	0
59	MG	CA	1613	1/1	0.92	0.12	73,73,73,73	0
59	MG	DA	3508	1/1	0.92	0.07	88,88,88,88	0
59	MG	DA	3201	1/1	0.92	0.07	62,62,62,62	0
59	MG	DA	2947	1/1	0.92	0.15	86,86,86,86	0
59	MG	AL	205	1/1	0.92	0.09	47,47,47,47	1
59	MG	BA	3088	1/1	0.92	0.39	62,62,62,62	0
59	MG	BA	3337	1/1	0.92	0.21	37,37,37,37	0
59	MG	BA	3404	1/1	0.92	0.18	34,34,34,34	0
59	MG	CA	1704	1/1	0.92	0.08	71,71,71,71	0
59	MG	BA	3036	1/1	0.92	0.24	98,98,98,98	0
59	MG	DA	3362	1/1	0.92	0.20	39,39,39,39	0
59	MG	AA	1783	1/1	0.92	0.38	73,73,73,73	0
59	MG	AA	1766	1/1	0.92	0.18	74,74,74,74	0
59	MG	DA	3218	1/1	0.92	0.26	130,130,130,130	0
59	MG	DA	3367	1/1	0.92	0.33	28,28,28,28	1
59	MG	BA	3341	1/1	0.92	0.21	33,33,33,33	0
59	MG	CA	1710	1/1	0.92	0.15	51,51,51,51	0
59	MG	CV	102	1/1	0.92	0.15	92,92,92,92	0

Continued on next page...

Continued from previous page...

Mol	Type	Chain	Res	Atoms	RSCC	RSR	B-factors(\AA^2)	Q<0.9
59	MG	AA	1882	1/1	0.92	0.15	57,57,57,57	0
59	MG	BA	3344	1/1	0.92	0.26	45,45,45,45	0
59	MG	CA	1715	1/1	0.92	0.06	80,80,80,80	0
59	MG	BA	3413	1/1	0.92	0.39	73,73,73,73	0
59	MG	DA	2968	1/1	0.92	0.13	1,1,1,1	1
59	MG	AA	1818	1/1	0.92	0.09	60,60,60,60	0
59	MG	DA	3537	1/1	0.92	0.38	56,56,56,56	0
59	MG	DA	3233	1/1	0.92	0.23	152,152,152,152	0
59	MG	BA	3208	1/1	0.92	0.17	27,27,27,27	0
59	MG	AA	1806	1/1	0.92	0.12	81,81,81,81	0
59	MG	BA	2962	1/1	0.92	0.19	70,70,70,70	0
59	MG	BA	3418	1/1	0.92	0.23	69,69,69,69	0
59	MG	AA	1682	1/1	0.92	0.45	104,104,104,104	0
59	MG	DA	3546	1/1	0.92	0.69	11,11,11,11	1
59	MG	DA	3547	1/1	0.92	0.29	89,89,89,89	0
59	MG	DA	2979	1/1	0.92	0.14	42,42,42,42	0
59	MG	DA	2980	1/1	0.92	0.20	69,69,69,69	0
59	MG	DA	3242	1/1	0.92	0.21	31,31,31,31	0
59	MG	BA	2918	1/1	0.92	0.18	76,76,76,76	1
59	MG	BA	2919	1/1	0.92	0.17	44,44,44,44	1
59	MG	DA	3114	1/1	0.92	0.31	55,55,55,55	0
59	MG	BA	2920	1/1	0.92	0.13	42,42,42,42	0
59	MG	DA	2984	1/1	0.92	0.28	66,66,66,66	1
59	MG	DA	3559	1/1	0.92	0.32	74,74,74,74	0
59	MG	DA	2985	1/1	0.92	0.14	39,39,39,39	0
59	MG	BA	3282	1/1	0.92	0.21	47,47,47,47	0
59	MG	BA	3283	1/1	0.92	0.16	58,58,58,58	0
59	MG	BA	2968	1/1	0.92	0.32	72,72,72,72	0
59	MG	DA	3568	1/1	0.92	0.17	73,73,73,73	0
59	MG	DA	3126	1/1	0.92	0.14	60,60,60,60	0
59	MG	DA	3747	1/1	0.92	0.24	38,38,38,38	1
59	MG	BA	3360	1/1	0.92	0.20	80,80,80,80	0
59	MG	DA	3268	1/1	0.92	0.11	35,35,35,35	0
59	MG	D5	103	1/1	0.92	0.17	88,88,88,88	0
59	MG	AA	1909	1/1	0.92	0.05	87,87,87,87	1
59	MG	BA	3432	1/1	0.92	0.28	59,59,59,59	0
59	MG	AA	1760	1/1	0.92	0.23	45,45,45,45	0
59	MG	BA	3219	1/1	0.92	0.36	57,57,57,57	0
59	MG	DA	3275	1/1	0.92	0.12	63,63,63,63	0
59	MG	BA	3220	1/1	0.92	0.23	54,54,54,54	0
59	MG	DA	3582	1/1	0.92	0.51	47,47,47,47	1
59	MG	BA	3221	1/1	0.92	0.22	42,42,42,42	0

Continued on next page...

Continued from previous page...

Mol	Type	Chain	Res	Atoms	RSCC	RSR	B-factors(\AA^2)	Q<0.9
59	MG	DA	3003	1/1	0.92	0.14	36,36,36,36	0
59	MG	AA	1692	1/1	0.92	0.09	89,89,89,89	0
59	MG	CA	1742	1/1	0.92	0.15	81,81,81,81	0
59	MG	DA	3588	1/1	0.92	0.18	83,83,83,83	0
59	MG	AA	1826	1/1	0.92	0.15	83,83,83,83	0
59	MG	DA	3140	1/1	0.92	0.50	77,77,77,77	0
59	MG	DA	3142	1/1	0.92	0.14	90,90,90,90	0
59	MG	DA	3593	1/1	0.92	0.08	61,61,61,61	0
59	MG	BA	3609	1/1	0.92	0.17	56,56,56,56	0
59	MG	DA	3596	1/1	0.92	0.13	54,54,54,54	1
59	MG	DA	3008	1/1	0.92	0.10	70,70,70,70	0
59	MG	DA	3598	1/1	0.92	0.29	83,83,83,83	0
59	MG	BA	3444	1/1	0.92	0.27	69,69,69,69	0
59	MG	DA	3011	1/1	0.92	0.29	40,40,40,40	0
59	MG	DA	3294	1/1	0.92	0.07	80,80,80,80	1
59	MG	BA	3534	1/1	0.92	0.32	56,56,56,56	0
59	MG	AA	1914	1/1	0.92	0.11	56,56,56,56	0
59	MG	BB	205	1/1	0.92	0.08	69,69,69,69	1
59	MG	DA	3609	1/1	0.92	0.31	63,63,63,63	0
59	MG	AA	1639	1/1	0.92	0.29	79,79,79,79	0
59	MG	DA	3613	1/1	0.92	0.07	56,56,56,56	1
59	MG	AA	1684	1/1	0.92	0.08	87,87,87,87	0
59	MG	AA	1842	1/1	0.92	0.09	58,58,58,58	0
59	MG	DA	3303	1/1	0.92	0.15	54,54,54,54	0
59	MG	AA	1897	1/1	0.92	0.13	68,68,68,68	0
59	MG	AA	1947	1/1	0.92	0.32	79,79,79,79	0
59	MG	AD	302	1/1	0.92	0.07	96,96,96,96	0
59	MG	AA	1714	1/1	0.92	0.20	66,66,66,66	0
59	MG	DA	3797	1/1	0.92	0.18	56,56,56,56	0
59	MG	AA	1921	1/1	0.92	0.18	86,86,86,86	0
59	MG	B5	102	1/1	0.92	0.10	32,32,32,32	1
59	MG	CA	1761	1/1	0.92	0.10	87,87,87,87	0
59	MG	DA	2919	1/1	0.92	0.19	57,57,57,57	0
59	MG	CA	1673	1/1	0.92	0.14	62,62,62,62	0
59	MG	DA	3631	1/1	0.92	0.26	41,41,41,41	0
59	MG	AA	1623	1/1	0.92	0.33	66,66,66,66	0
59	MG	DA	3037	1/1	0.92	0.35	58,58,58,58	0
59	MG	DA	3472	1/1	0.92	0.46	79,79,79,79	1
59	MG	BA	3184	1/1	0.92	0.20	38,38,38,38	0
59	MG	BA	3461	1/1	0.92	0.24	41,41,41,41	0
59	MG	BA	3026	1/1	0.92	0.23	105,105,105,105	0
59	MG	DA	3323	1/1	0.92	0.31	58,58,58,58	0

Continued on next page...

Continued from previous page...

Mol	Type	Chain	Res	Atoms	RSCC	RSR	B-factors(\AA^2)	Q<0.9
59	MG	DE	303	1/1	0.92	0.08	42,42,42,42	0
59	MG	BA	3027	1/1	0.92	0.30	74,74,74,74	0
59	MG	CA	1768	1/1	0.92	0.08	71,71,71,71	0
59	MG	AA	1923	1/1	0.92	0.35	55,55,55,55	0
59	MG	DA	3480	1/1	0.92	0.21	87,87,87,87	0
59	MG	BA	3468	1/1	0.92	0.16	36,36,36,36	0
59	MG	DA	3174	1/1	0.92	0.24	93,93,93,93	0
59	MG	CA	1683	1/1	0.92	0.25	60,60,60,60	0
59	MG	DP	205	1/1	0.92	0.26	63,63,63,63	0
59	MG	DA	3176	1/1	0.92	0.28	37,37,37,37	0
59	MG	AA	1901	1/1	0.92	0.33	65,65,65,65	0
59	MG	BA	2902	1/1	0.92	0.10	79,79,79,79	0
59	MG	DT	201	1/1	0.92	0.05	5,5,5,5	1
59	MG	DU	203	1/1	0.92	0.22	36,36,36,36	0
59	MG	BA	3390	1/1	0.92	0.16	65,65,65,65	0
59	MG	AL	202	1/1	0.92	0.11	73,73,73,73	0
59	MG	DA	3225	1/1	0.93	0.19	32,32,32,32	0
59	MG	DA	3226	1/1	0.93	0.32	54,54,54,54	0
59	MG	DA	2998	1/1	0.93	0.22	49,49,49,49	0
59	MG	BA	2909	1/1	0.93	0.16	50,50,50,50	0
59	MG	BA	3124	1/1	0.93	0.26	62,62,62,62	0
59	MG	DA	3232	1/1	0.93	0.24	59,59,59,59	0
59	MG	BA	3355	1/1	0.93	0.17	26,26,26,26	0
59	MG	DA	3119	1/1	0.93	0.17	66,66,66,66	0
59	MG	BA	3227	1/1	0.93	0.14	78,78,78,78	0
59	MG	DA	3370	1/1	0.93	0.30	68,68,68,68	0
59	MG	DA	3371	1/1	0.93	0.05	59,59,59,59	1
59	MG	BA	3125	1/1	0.93	0.15	70,70,70,70	0
59	MG	DA	3237	1/1	0.93	0.19	37,37,37,37	0
59	MG	DA	3683	1/1	0.93	0.23	46,46,46,46	0
59	MG	BA	3298	1/1	0.93	0.18	67,67,67,67	0
59	MG	DA	3375	1/1	0.93	0.18	57,57,57,57	0
59	MG	AA	1612	1/1	0.93	0.05	55,55,55,55	0
59	MG	DA	2913	1/1	0.93	0.39	15,15,15,15	1
59	MG	DA	3379	1/1	0.93	0.14	72,72,72,72	0
59	MG	AA	1819	1/1	0.93	0.06	75,75,75,75	0
59	MG	BA	3362	1/1	0.93	0.23	43,43,43,43	0
59	MG	DA	3244	1/1	0.93	0.16	29,29,29,29	0
59	MG	AA	1669	1/1	0.93	0.17	50,50,50,50	0
59	MG	CA	1606	1/1	0.93	0.08	60,60,60,60	0
59	MG	AA	1785	1/1	0.93	0.06	108,108,108,108	0
59	MG	DA	3698	1/1	0.93	0.06	25,25,25,25	0

Continued on next page...

Continued from previous page...

Mol	Type	Chain	Res	Atoms	RSCC	RSR	B-factors(\AA^2)	Q<0.9
59	MG	AA	1934	1/1	0.93	0.10	68,68,68,68	0
59	MG	AA	1796	1/1	0.93	0.11	61,61,61,61	0
59	MG	DA	3016	1/1	0.93	0.18	51,51,51,51	0
59	MG	DA	3393	1/1	0.93	0.09	6,6,6,6	1
59	MG	AA	1853	1/1	0.93	0.20	74,74,74,74	0
59	MG	DA	3254	1/1	0.93	0.11	59,59,59,59	0
59	MG	AA	1913	1/1	0.93	0.09	72,72,72,72	0
59	MG	DA	3020	1/1	0.93	0.17	52,52,52,52	0
59	MG	CA	1694	1/1	0.93	0.13	93,93,93,93	0
59	MG	DA	3265	1/1	0.93	0.46	82,82,82,82	0
59	MG	BA	2952	1/1	0.93	0.28	96,96,96,96	0
59	MG	BA	3048	1/1	0.93	0.13	90,90,90,90	0
59	MG	CA	1616	1/1	0.93	0.10	62,62,62,62	0
59	MG	AA	1823	1/1	0.93	0.20	68,68,68,68	0
59	MG	BA	3577	1/1	0.93	0.21	38,38,38,38	0
59	MG	BA	3503	1/1	0.93	0.17	65,65,65,65	1
59	MG	DA	3413	1/1	0.93	0.29	84,84,84,84	0
59	MG	DA	3725	1/1	0.93	0.12	71,71,71,71	0
59	MG	BA	3579	1/1	0.93	0.36	71,71,71,71	0
59	MG	DA	3564	1/1	0.93	0.20	42,42,42,42	0
59	MG	DA	3729	1/1	0.93	0.30	96,96,96,96	0
59	MG	DA	3032	1/1	0.93	0.39	34,34,34,34	0
59	MG	DA	3149	1/1	0.93	0.16	26,26,26,26	0
59	MG	BA	2954	1/1	0.93	0.10	59,59,59,59	0
59	MG	AA	1671	1/1	0.93	0.54	107,107,107,107	0
59	MG	BA	3249	1/1	0.93	0.23	79,79,79,79	0
59	MG	DA	3280	1/1	0.93	0.13	58,58,58,58	0
59	MG	BA	3377	1/1	0.93	0.17	59,59,59,59	0
59	MG	DA	3039	1/1	0.93	0.34	88,88,88,88	0
59	MG	DA	3741	1/1	0.93	0.20	43,43,43,43	0
59	MG	DA	3575	1/1	0.93	0.30	89,89,89,89	0
59	MG	DA	3425	1/1	0.93	0.16	56,56,56,56	0
59	MG	BA	3584	1/1	0.93	0.18	65,65,65,65	0
59	MG	DA	3746	1/1	0.93	0.27	71,71,71,71	0
59	MG	DA	3287	1/1	0.93	0.13	66,66,66,66	0
59	MG	DA	3431	1/1	0.93	0.21	38,38,38,38	0
59	MG	DA	3749	1/1	0.93	0.30	80,80,80,80	1
59	MG	BA	3197	1/1	0.93	0.23	54,54,54,54	0
59	MG	BA	3053	1/1	0.93	0.42	62,62,62,62	0
59	MG	AA	1694	1/1	0.93	0.13	56,56,56,56	1
59	MG	CM	201	1/1	0.93	0.06	131,131,131,131	0
59	MG	BA	3323	1/1	0.93	0.22	36,36,36,36	0

Continued on next page...

Continued from previous page...

Mol	Type	Chain	Res	Atoms	RSCC	RSR	B-factors(\AA^2)	Q<0.9
59	MG	DA	3162	1/1	0.93	0.39	122,122,122,122	0
59	MG	CA	1633	1/1	0.93	0.09	70,70,70,70	0
59	MG	CP	101	1/1	0.93	0.06	81,81,81,81	0
59	MG	DA	3759	1/1	0.93	0.25	49,49,49,49	0
59	MG	DA	3058	1/1	0.93	0.13	32,32,32,32	0
59	MG	DA	3298	1/1	0.93	0.13	65,65,65,65	0
59	MG	BA	3514	1/1	0.93	0.19	76,76,76,76	0
59	MG	BA	3515	1/1	0.93	0.17	47,47,47,47	1
59	MG	BA	3057	1/1	0.93	0.16	68,68,68,68	0
59	MG	AA	1963	1/1	0.93	0.32	74,74,74,74	0
59	MG	BA	3521	1/1	0.93	0.31	119,119,119,119	0
59	MG	BA	2989	1/1	0.93	0.26	82,82,82,82	0
59	MG	DA	2955	1/1	0.93	0.20	34,34,34,34	1
59	MG	DA	3771	1/1	0.93	0.43	71,71,71,71	0
59	MG	DA	3773	1/1	0.93	0.13	90,90,90,90	0
59	MG	BA	3449	1/1	0.93	0.11	69,69,69,69	0
59	MG	DA	3603	1/1	0.93	0.11	60,60,60,60	0
59	MG	BA	2925	1/1	0.93	0.24	33,33,33,33	0
59	MG	BA	3451	1/1	0.93	0.08	55,55,55,55	0
59	MG	BA	3527	1/1	0.93	0.37	86,86,86,86	0
59	MG	AA	1606	1/1	0.93	0.13	77,77,77,77	0
59	MG	DA	3610	1/1	0.93	0.21	112,112,112,112	0
59	MG	DA	3611	1/1	0.93	0.37	31,31,31,31	0
59	MG	BA	3021	1/1	0.93	0.26	78,78,78,78	0
59	MG	BA	3108	1/1	0.93	0.27	56,56,56,56	0
59	MG	DA	3465	1/1	0.93	0.17	26,26,26,26	0
59	MG	DA	3181	1/1	0.93	0.22	49,49,49,49	0
59	MG	AA	1696	1/1	0.93	0.09	90,90,90,90	0
59	MG	AA	1877	1/1	0.93	0.20	61,61,61,61	0
59	MG	DA	3187	1/1	0.93	0.27	44,44,44,44	0
59	MG	DA	3188	1/1	0.93	0.17	31,31,31,31	0
59	MG	AA	1879	1/1	0.93	0.14	74,74,74,74	0
59	MG	DA	3622	1/1	0.93	0.08	58,58,58,58	0
59	MG	BA	3164	1/1	0.93	0.32	44,44,44,44	0
59	MG	DA	3626	1/1	0.93	0.10	34,34,34,34	0
59	MG	DA	2970	1/1	0.93	0.19	41,41,41,41	1
59	MG	BA	3538	1/1	0.93	0.09	37,37,37,37	0
59	MG	BA	2995	1/1	0.93	0.28	84,84,84,84	0
59	MG	BA	2931	1/1	0.93	0.14	44,44,44,44	0
59	MG	CA	1740	1/1	0.93	0.16	85,85,85,85	0
59	MG	DA	3088	1/1	0.93	0.10	65,65,65,65	0
59	MG	DA	3198	1/1	0.93	0.23	31,31,31,31	0

Continued on next page...

Continued from previous page...

Mol	Type	Chain	Res	Atoms	RSCC	RSR	B-factors(\AA^2)	Q<0.9
59	MG	AA	1622	1/1	0.93	0.16	70,70,70,70	0
59	MG	BA	3464	1/1	0.93	0.21	43,43,43,43	0
59	MG	DB	210	1/1	0.93	0.15	56,56,56,56	0
59	MG	AA	1657	1/1	0.93	0.06	77,77,77,77	0
59	MG	CA	1744	1/1	0.93	0.12	57,57,57,57	0
59	MG	DA	3204	1/1	0.93	0.17	70,70,70,70	0
59	MG	BA	3466	1/1	0.93	0.17	38,38,38,38	0
59	MG	BA	3277	1/1	0.93	0.22	44,44,44,44	0
59	MG	AA	1816	1/1	0.93	0.21	64,64,64,64	0
59	MG	DA	3492	1/1	0.93	0.38	62,62,62,62	0
59	MG	DA	3099	1/1	0.93	0.21	67,67,67,67	0
59	MG	BA	3280	1/1	0.93	0.24	38,38,38,38	0
59	MG	CA	1749	1/1	0.93	0.26	16,16,16,16	1
59	MG	DA	3496	1/1	0.93	0.17	83,83,83,83	0
59	MG	DA	3102	1/1	0.93	0.12	86,86,86,86	0
59	MG	BA	3033	1/1	0.93	0.11	69,69,69,69	0
59	MG	DA	3500	1/1	0.93	0.15	84,84,84,84	0
59	MG	DA	3655	1/1	0.93	0.44	91,91,91,91	0
59	MG	BA	3119	1/1	0.93	0.15	30,30,30,30	0
59	MG	BA	3551	1/1	0.93	0.24	82,82,82,82	0
59	MG	AT	201	1/1	0.93	0.07	76,76,76,76	1
59	MG	AA	1773	1/1	0.93	0.06	50,50,50,50	0
59	MG	DU	201	1/1	0.93	0.14	68,68,68,68	0
59	MG	BA	3081	1/1	0.93	0.29	64,64,64,64	0
59	MG	DA	2997	1/1	0.93	0.22	43,43,43,43	0
59	MG	DA	3359	1/1	0.93	0.13	64,64,64,64	0
60	ZN	CD	301	1/1	0.93	0.20	151,151,151,151	0
59	MG	CA	1661	1/1	0.94	0.06	65,65,65,65	0
59	MG	BA	3537	1/1	0.94	0.16	28,28,28,28	0
59	MG	CA	1728	1/1	0.94	0.11	88,88,88,88	0
59	MG	AA	1616	1/1	0.94	0.19	61,61,61,61	0
59	MG	DA	3579	1/1	0.94	0.17	110,110,110,110	0
59	MG	DA	2996	1/1	0.94	0.49	71,71,71,71	1
59	MG	DA	2924	1/1	0.94	0.08	65,65,65,65	0
59	MG	DA	3082	1/1	0.94	0.13	82,82,82,82	0
59	MG	BA	2921	1/1	0.94	0.08	51,51,51,51	0
59	MG	DA	3258	1/1	0.94	0.12	48,48,48,48	0
59	MG	DA	3260	1/1	0.94	0.33	33,33,33,33	0
59	MG	BA	3343	1/1	0.94	0.20	32,32,32,32	0
59	MG	BA	3262	1/1	0.94	0.07	50,50,50,50	0
59	MG	BA	3201	1/1	0.94	0.09	50,50,50,50	0
59	MG	CA	1612	1/1	0.94	0.13	58,58,58,58	0

Continued on next page...

Continued from previous page...

Mol	Type	Chain	Res	Atoms	RSCC	RSR	B-factors(\AA^2)	Q<0.9
59	MG	DA	3267	1/1	0.94	0.28	62,62,62,62	0
59	MG	BA	2912	1/1	0.94	0.24	57,57,57,57	0
59	MG	DA	3089	1/1	0.94	0.13	81,81,81,81	0
59	MG	DA	3595	1/1	0.94	0.38	75,75,75,75	0
59	MG	CA	1614	1/1	0.94	0.21	72,72,72,72	0
59	MG	BA	3266	1/1	0.94	0.09	65,65,65,65	0
59	MG	BA	3023	1/1	0.94	0.11	64,64,64,64	0
59	MG	BA	3436	1/1	0.94	0.07	62,62,62,62	0
59	MG	BA	3389	1/1	0.94	0.25	56,56,56,56	0
59	MG	BA	3439	1/1	0.94	0.18	37,37,37,37	0
59	MG	DA	3097	1/1	0.94	0.16	69,69,69,69	0
59	MG	DA	3604	1/1	0.94	0.23	39,39,39,39	0
59	MG	DA	3010	1/1	0.94	0.25	49,49,49,49	0
59	MG	DA	3740	1/1	0.94	0.08	50,50,50,50	0
59	MG	DA	3606	1/1	0.94	0.10	88,88,88,88	1
59	MG	DA	3377	1/1	0.94	0.11	16,16,16,16	0
59	MG	BA	3310	1/1	0.94	0.14	68,68,68,68	0
59	MG	DA	3182	1/1	0.94	0.06	73,73,73,73	0
59	MG	BA	2964	1/1	0.94	0.10	96,96,96,96	0
59	MG	BA	2937	1/1	0.94	0.25	40,40,40,40	0
59	MG	DA	3285	1/1	0.94	0.17	37,37,37,37	0
59	MG	BA	2913	1/1	0.94	0.33	51,51,51,51	0
59	MG	DA	3103	1/1	0.94	0.12	60,60,60,60	0
59	MG	DA	3104	1/1	0.94	0.08	63,63,63,63	0
59	MG	DA	3752	1/1	0.94	0.30	96,96,96,96	0
59	MG	AA	1871	1/1	0.94	0.32	144,144,144,144	0
59	MG	CV	111	1/1	0.94	0.07	71,71,71,71	0
59	MG	CA	1687	1/1	0.94	0.05	63,63,63,63	0
59	MG	DA	3504	1/1	0.94	0.09	60,60,60,60	0
59	MG	DA	3392	1/1	0.94	0.09	81,81,81,81	0
59	MG	DA	3193	1/1	0.94	0.13	68,68,68,68	0
59	MG	CA	1688	1/1	0.94	0.04	79,79,79,79	0
59	MG	DA	3396	1/1	0.94	0.26	62,62,62,62	0
59	MG	BA	2906	1/1	0.94	0.21	92,92,92,92	0
59	MG	DA	3398	1/1	0.94	0.12	31,31,31,31	1
59	MG	DA	3763	1/1	0.94	0.11	62,62,62,62	1
59	MG	DA	3399	1/1	0.94	0.16	62,62,62,62	0
59	MG	BA	3155	1/1	0.94	0.17	29,29,29,29	0
59	MG	BB	201	1/1	0.94	0.26	46,46,46,46	0
59	MG	DA	3514	1/1	0.94	0.12	82,82,82,82	0
59	MG	BA	3157	1/1	0.94	0.20	60,60,60,60	0
59	MG	CA	1631	1/1	0.94	0.08	59,59,59,59	0

Continued on next page...

Continued from previous page...

Mol	Type	Chain	Res	Atoms	RSCC	RSR	B-factors(\AA^2)	Q<0.9
59	MG	BA	3158	1/1	0.94	0.15	33,33,33,33	0
59	MG	DA	3301	1/1	0.94	0.06	32,32,32,32	0
59	MG	DA	3774	1/1	0.94	0.24	84,84,84,84	0
59	MG	BA	3242	1/1	0.94	0.39	60,60,60,60	0
59	MG	BA	3243	1/1	0.94	0.28	25,25,25,25	0
59	MG	AA	1670	1/1	0.94	0.08	28,28,28,28	1
59	MG	DA	3641	1/1	0.94	0.48	68,68,68,68	0
59	MG	BD	302	1/1	0.94	0.08	52,52,52,52	0
59	MG	BD	304	1/1	0.94	0.18	49,49,49,49	0
59	MG	AA	1601	1/1	0.94	0.06	74,74,74,74	0
59	MG	DA	3647	1/1	0.94	0.32	36,36,36,36	0
59	MG	DA	3209	1/1	0.94	0.21	50,50,50,50	0
59	MG	AA	1706	1/1	0.94	0.06	44,44,44,44	1
59	MG	DA	3528	1/1	0.94	0.14	80,80,80,80	0
59	MG	DA	3529	1/1	0.94	0.06	42,42,42,42	0
59	MG	DA	3038	1/1	0.94	0.24	32,32,32,32	0
59	MG	DA	2963	1/1	0.94	0.05	39,39,39,39	1
59	MG	DA	3533	1/1	0.94	0.22	100,100,100,100	0
59	MG	DA	3313	1/1	0.94	0.19	101,101,101,101	0
59	MG	BA	3407	1/1	0.94	0.13	64,64,64,64	0
59	MG	DA	3315	1/1	0.94	0.17	77,77,77,77	0
59	MG	AI	203	1/1	0.94	0.10	138,138,138,138	0
59	MG	BA	3328	1/1	0.94	0.27	76,76,76,76	0
59	MG	DA	3427	1/1	0.94	0.29	78,78,78,78	0
59	MG	DA	3044	1/1	0.94	0.12	78,78,78,78	0
59	MG	DA	3045	1/1	0.94	0.08	47,47,47,47	0
59	MG	CA	1706	1/1	0.94	0.06	47,47,47,47	0
59	MG	DA	3543	1/1	0.94	0.15	71,71,71,71	0
59	MG	BA	3329	1/1	0.94	0.19	1,1,1,1	1
59	MG	DA	3545	1/1	0.94	0.07	58,58,58,58	0
59	MG	DA	3048	1/1	0.94	0.39	63,63,63,63	0
59	MG	BA	2974	1/1	0.94	0.22	38,38,38,38	0
59	MG	BA	3167	1/1	0.94	0.16	36,36,36,36	0
59	MG	DA	3227	1/1	0.94	0.26	73,73,73,73	0
59	MG	DD	301	1/1	0.94	0.22	57,57,57,57	0
59	MG	BA	3371	1/1	0.94	0.12	63,63,63,63	0
59	MG	DA	3675	1/1	0.94	0.18	39,39,39,39	0
59	MG	DA	3053	1/1	0.94	0.14	33,33,33,33	0
59	MG	DD	306	1/1	0.94	0.08	60,60,60,60	0
59	MG	DA	3056	1/1	0.94	0.21	65,65,65,65	0
59	MG	BA	3372	1/1	0.94	0.21	70,70,70,70	0
59	MG	BA	3052	1/1	0.94	0.13	64,64,64,64	0

Continued on next page...

Continued from previous page...

Mol	Type	Chain	Res	Atoms	RSCC	RSR	B-factors(\AA^2)	Q<0.9
59	MG	DA	3557	1/1	0.94	0.10	64,64,64,64	0
59	MG	DA	3445	1/1	0.94	0.28	55,55,55,55	0
59	MG	BA	3467	1/1	0.94	0.18	93,93,93,93	0
59	MG	BA	3075	1/1	0.94	0.27	87,87,87,87	0
59	MG	BA	3470	1/1	0.94	0.15	35,35,35,35	0
59	MG	DA	3450	1/1	0.94	0.14	100,100,100,100	0
59	MG	DA	3690	1/1	0.94	0.14	62,62,62,62	0
59	MG	BA	3291	1/1	0.94	0.28	41,41,41,41	0
59	MG	BA	3195	1/1	0.94	0.32	85,85,85,85	0
59	MG	BA	3295	1/1	0.94	0.38	51,51,51,51	0
59	MG	BA	3297	1/1	0.94	0.09	34,34,34,34	0
59	MG	BA	2946	1/1	0.94	0.15	49,49,49,49	0
59	MG	BA	3054	1/1	0.94	0.17	100,100,100,100	0
59	MG	BA	3425	1/1	0.94	0.23	48,48,48,48	0
59	MG	DA	3700	1/1	0.94	0.17	59,59,59,59	0
59	MG	DA	3701	1/1	0.94	0.10	55,55,55,55	0
59	MG	CC	303	1/1	0.94	0.15	113,113,113,113	0
59	MG	DA	3709	1/1	0.95	0.09	61,61,61,61	0
59	MG	BA	3410	1/1	0.95	0.38	42,42,42,42	0
59	MG	BP	201	1/1	0.95	0.05	24,24,24,24	0
59	MG	DA	2952	1/1	0.95	0.16	44,44,44,44	0
59	MG	BA	2956	1/1	0.95	0.05	37,37,37,37	1
59	MG	AA	1741	1/1	0.95	0.14	54,54,54,54	0
59	MG	CA	1734	1/1	0.95	0.14	56,56,56,56	0
59	MG	DA	2956	1/1	0.95	0.10	38,38,38,38	0
59	MG	B0	101	1/1	0.95	0.43	73,73,73,73	0
59	MG	CA	1736	1/1	0.95	0.07	60,60,60,60	0
59	MG	DA	3720	1/1	0.95	0.08	66,66,66,66	0
59	MG	BR	202	1/1	0.95	0.05	24,24,24,24	0
59	MG	AN	103	1/1	0.95	0.15	147,147,147,147	0
59	MG	BA	3056	1/1	0.95	0.35	156,156,156,156	0
59	MG	DA	3243	1/1	0.95	0.27	64,64,64,64	0
59	MG	CA	1665	1/1	0.95	0.15	79,79,79,79	0
59	MG	DA	3356	1/1	0.95	0.29	32,32,32,32	0
59	MG	BA	3516	1/1	0.95	0.34	64,64,64,64	0
59	MG	CA	1669	1/1	0.95	0.06	57,57,57,57	0
59	MG	BA	3517	1/1	0.95	0.24	98,98,98,98	0
59	MG	BA	3279	1/1	0.95	0.18	59,59,59,59	0
59	MG	DA	3061	1/1	0.95	0.10	67,67,67,67	0
59	MG	D1	102	1/1	0.95	0.17	80,80,80,80	0
59	MG	AA	1665	1/1	0.95	0.28	60,60,60,60	0
59	MG	DA	3364	1/1	0.95	0.17	59,59,59,59	0

Continued on next page...

Continued from previous page...

Mol	Type	Chain	Res	Atoms	RSCC	RSR	B-factors(\AA^2)	Q<0.9
59	MG	BA	3520	1/1	0.95	0.08	80,80,80,80	0
59	MG	DA	3738	1/1	0.95	0.12	89,89,89,89	0
59	MG	AA	1928	1/1	0.95	0.20	42,42,42,42	0
59	MG	DA	2973	1/1	0.95	0.16	21,21,21,21	0
59	MG	AA	1613	1/1	0.95	0.27	74,74,74,74	0
59	MG	DA	3160	1/1	0.95	0.20	68,68,68,68	0
59	MG	DA	3262	1/1	0.95	0.19	59,59,59,59	1
59	MG	DA	3069	1/1	0.95	0.06	50,50,50,50	0
59	MG	BA	3469	1/1	0.95	0.26	102,102,102,102	0
59	MG	BA	3161	1/1	0.95	0.12	39,39,39,39	0
59	MG	BA	3009	1/1	0.95	0.24	80,80,80,80	0
59	MG	DA	2978	1/1	0.95	0.20	33,33,33,33	0
59	MG	BA	3163	1/1	0.95	0.22	35,35,35,35	0
59	MG	BA	2941	1/1	0.95	0.15	62,62,62,62	0
59	MG	AD	304	1/1	0.95	0.22	135,135,135,135	0
59	MG	DA	3077	1/1	0.95	0.23	68,68,68,68	0
59	MG	BA	3531	1/1	0.95	0.30	53,53,53,53	0
59	MG	BA	3476	1/1	0.95	0.12	58,58,58,58	0
59	MG	DA	3625	1/1	0.95	0.25	29,29,29,29	0
59	MG	CA	1757	1/1	0.95	0.07	83,83,83,83	0
59	MG	AA	1931	1/1	0.95	0.16	87,87,87,87	0
59	MG	DA	3385	1/1	0.95	0.10	43,43,43,43	0
59	MG	DA	3386	1/1	0.95	0.26	99,99,99,99	0
59	MG	BA	3478	1/1	0.95	0.28	28,28,28,28	0
59	MG	AA	1878	1/1	0.95	0.08	76,76,76,76	0
59	MG	BA	3593	1/1	0.95	0.07	41,41,41,41	0
59	MG	DA	3281	1/1	0.95	0.24	31,31,31,31	0
59	MG	BA	3292	1/1	0.95	0.11	29,29,29,29	0
59	MG	BA	3169	1/1	0.95	0.17	24,24,24,24	0
59	MG	BA	3483	1/1	0.95	0.34	60,60,60,60	0
59	MG	AA	1824	1/1	0.95	0.11	83,83,83,83	0
59	MG	DA	2995	1/1	0.95	0.07	44,44,44,44	0
59	MG	DA	3183	1/1	0.95	0.12	94,94,94,94	0
59	MG	DA	3772	1/1	0.95	0.07	69,69,69,69	0
59	MG	CA	1623	1/1	0.95	0.05	81,81,81,81	0
59	MG	DA	3290	1/1	0.95	0.17	32,32,32,32	0
59	MG	BA	3041	1/1	0.95	0.14	37,37,37,37	0
59	MG	BA	3250	1/1	0.95	0.07	51,51,51,51	0
59	MG	DA	3402	1/1	0.95	0.21	16,16,16,16	0
59	MG	BA	3068	1/1	0.95	0.30	59,59,59,59	0
59	MG	BA	3601	1/1	0.95	0.45	79,79,79,79	0
59	MG	CA	1699	1/1	0.95	0.08	64,64,64,64	0

Continued on next page...

Continued from previous page...

Mol	Type	Chain	Res	Atoms	RSCC	RSR	B-factors(\AA^2)	Q<0.9
59	MG	CA	1772	1/1	0.95	0.09	79,79,79,79	0
59	MG	BA	3134	1/1	0.95	0.06	65,65,65,65	0
59	MG	BA	3489	1/1	0.95	0.05	22,22,22,22	0
59	MG	BA	3490	1/1	0.95	0.27	19,19,19,19	0
59	MG	BA	2903	1/1	0.95	0.26	37,37,37,37	0
59	MG	BA	3606	1/1	0.95	0.18	65,65,65,65	0
59	MG	BA	3175	1/1	0.95	0.21	25,25,25,25	0
59	MG	AA	1892	1/1	0.95	0.10	75,75,75,75	0
59	MG	DA	3199	1/1	0.95	0.14	30,30,30,30	0
59	MG	BA	3549	1/1	0.95	0.17	84,84,84,84	0
59	MG	BA	3305	1/1	0.95	0.16	28,28,28,28	0
59	MG	DA	3012	1/1	0.95	0.21	30,30,30,30	0
59	MG	AV	105	1/1	0.95	0.04	80,80,80,80	0
59	MG	AA	1893	1/1	0.95	0.20	56,56,56,56	0
59	MG	DA	3310	1/1	0.95	0.15	90,90,90,90	1
59	MG	BA	3073	1/1	0.95	0.24	52,52,52,52	0
59	MG	DA	3206	1/1	0.95	0.11	66,66,66,66	0
59	MG	DA	2932	1/1	0.95	0.71	1,1,1,1	1
59	MG	CA	1713	1/1	0.95	0.12	65,65,65,65	1
59	MG	DA	3430	1/1	0.95	0.11	25,25,25,25	0
59	MG	DB	206	1/1	0.95	0.08	65,65,65,65	1
59	MG	BA	3074	1/1	0.95	0.15	36,36,36,36	0
59	MG	DA	3115	1/1	0.95	0.33	39,39,39,39	0
59	MG	AA	1799	1/1	0.95	0.09	80,80,80,80	0
59	MG	BD	301	1/1	0.95	0.26	25,25,25,25	0
59	MG	DA	3213	1/1	0.95	0.25	67,67,67,67	0
59	MG	DA	3681	1/1	0.95	0.07	28,28,28,28	0
59	MG	BA	3264	1/1	0.95	0.22	42,42,42,42	0
59	MG	DA	3216	1/1	0.95	0.14	36,36,36,36	0
59	MG	BD	303	1/1	0.95	0.10	35,35,35,35	0
59	MG	BA	3182	1/1	0.95	0.11	60,60,60,60	0
59	MG	AA	1862	1/1	0.95	0.26	65,65,65,65	0
59	MG	DA	3687	1/1	0.95	0.09	43,43,43,43	0
59	MG	DA	3328	1/1	0.95	0.15	34,34,34,34	0
59	MG	BA	3559	1/1	0.95	0.16	45,45,45,45	0
59	MG	AA	1636	1/1	0.95	0.15	53,53,53,53	0
59	MG	BF	301	1/1	0.95	0.15	60,60,60,60	0
59	MG	DA	3332	1/1	0.95	0.18	26,26,26,26	0
59	MG	DA	3333	1/1	0.95	0.28	55,55,55,55	0
59	MG	DA	3570	1/1	0.95	0.10	62,62,62,62	0
59	MG	DA	3031	1/1	0.95	0.26	51,51,51,51	0
59	MG	DP	204	1/1	0.95	0.06	15,15,15,15	0

Continued on next page...

Continued from previous page...

Mol	Type	Chain	Res	Atoms	RSCC	RSR	B-factors(\AA^2)	Q<0.9
59	MG	DA	3452	1/1	0.95	0.18	30,30,30,30	0
59	MG	AA	1864	1/1	0.95	0.09	67,67,67,67	0
59	MG	DA	3699	1/1	0.95	0.07	62,62,62,62	0
59	MG	AA	1647	1/1	0.95	0.11	35,35,35,35	0
59	MG	BA	3563	1/1	0.95	0.23	80,80,80,80	0
59	MG	DA	3456	1/1	0.95	0.35	56,56,56,56	0
59	MG	DU	202	1/1	0.95	0.28	8,8,8,8	1
59	MG	DA	3704	1/1	0.95	0.23	74,74,74,74	0
59	MG	BA	3114	1/1	0.95	0.08	80,80,80,80	0
59	MG	DA	3458	1/1	0.95	0.40	59,59,59,59	0
59	MG	BA	2932	1/1	0.95	0.24	63,63,63,63	0
59	MG	DA	3229	1/1	0.96	0.07	51,51,51,51	0
59	MG	B5	103	1/1	0.96	0.18	36,36,36,36	0
59	MG	BA	3510	1/1	0.96	0.27	41,41,41,41	0
59	MG	DA	3551	1/1	0.96	0.20	53,53,53,53	0
59	MG	DA	3644	1/1	0.96	0.16	54,54,54,54	0
59	MG	DA	3029	1/1	0.96	0.11	30,30,30,30	0
59	MG	BA	3151	1/1	0.96	0.11	65,65,65,65	0
59	MG	DA	3554	1/1	0.96	0.07	95,95,95,95	0
59	MG	BA	3288	1/1	0.96	0.32	38,38,38,38	0
59	MG	BR	204	1/1	0.96	0.08	26,26,26,26	0
59	MG	BR	205	1/1	0.96	0.09	76,76,76,76	0
59	MG	BA	3022	1/1	0.96	0.06	43,43,43,43	0
59	MG	BA	3474	1/1	0.96	0.33	53,53,53,53	0
59	MG	DA	3560	1/1	0.96	0.08	58,58,58,58	0
59	MG	BU	202	1/1	0.96	0.11	39,39,39,39	0
59	MG	BA	3257	1/1	0.96	0.41	42,42,42,42	0
59	MG	BA	3200	1/1	0.96	0.05	31,31,31,31	0
59	MG	DA	3658	1/1	0.96	0.10	53,53,53,53	0
59	MG	DA	3394	1/1	0.96	0.10	63,63,63,63	0
59	MG	DA	3660	1/1	0.96	0.34	78,78,78,78	0
59	MG	AA	1954	1/1	0.96	0.27	67,67,67,67	0
59	MG	DA	3318	1/1	0.96	0.06	59,59,59,59	0
59	MG	BA	3228	1/1	0.96	0.48	99,99,99,99	0
59	MG	BA	3332	1/1	0.96	0.14	19,19,19,19	0
59	MG	DA	3484	1/1	0.96	0.38	58,58,58,58	0
59	MG	DA	2929	1/1	0.96	0.13	10,10,10,10	1
59	MG	AQ	201	1/1	0.96	0.07	97,97,97,97	1
59	MG	DA	3178	1/1	0.96	0.11	29,29,29,29	0
59	MG	BA	3481	1/1	0.96	0.18	59,59,59,59	0
59	MG	BA	3156	1/1	0.96	0.18	27,27,27,27	0
59	MG	DA	3490	1/1	0.96	0.10	29,29,29,29	1

Continued on next page...

Continued from previous page...

Mol	Type	Chain	Res	Atoms	RSCC	RSR	B-factors(\AA^2)	Q<0.9
59	MG	DA	3251	1/1	0.96	0.12	53,53,53,53	0
59	MG	AA	1933	1/1	0.96	0.17	67,67,67,67	0
59	MG	DA	3674	1/1	0.96	0.35	55,55,55,55	0
59	MG	BA	3232	1/1	0.96	0.21	64,64,64,64	0
59	MG	AA	1884	1/1	0.96	0.04	89,89,89,89	0
59	MG	DA	3051	1/1	0.96	0.20	36,36,36,36	0
59	MG	AA	1629	1/1	0.96	0.18	80,80,80,80	0
59	MG	DA	3259	1/1	0.96	0.21	32,32,32,32	0
59	MG	DA	3412	1/1	0.96	0.34	42,42,42,42	0
59	MG	DA	2992	1/1	0.96	0.40	103,103,103,103	0
59	MG	DA	3336	1/1	0.96	0.22	31,31,31,31	0
59	MG	DA	3120	1/1	0.96	0.24	106,106,106,106	0
59	MG	DA	3055	1/1	0.96	0.25	51,51,51,51	0
59	MG	AA	1672	1/1	0.96	0.06	77,77,77,77	0
59	MG	DA	2994	1/1	0.96	0.20	60,60,60,60	0
59	MG	CA	1711	1/1	0.96	0.06	65,65,65,65	1
59	MG	DA	3060	1/1	0.96	0.26	77,77,77,77	0
59	MG	DA	3422	1/1	0.96	0.42	63,63,63,63	0
59	MG	AA	1930	1/1	0.96	0.06	64,64,64,64	0
59	MG	BA	3079	1/1	0.96	0.09	37,37,37,37	0
59	MG	DA	3129	1/1	0.96	0.29	72,72,72,72	0
59	MG	DA	3426	1/1	0.96	0.19	28,28,28,28	0
59	MG	DA	3063	1/1	0.96	0.07	50,50,50,50	0
59	MG	DA	3795	1/1	0.96	0.20	25,25,25,25	0
59	MG	DA	2941	1/1	0.96	0.05	27,27,27,27	1
59	MG	DA	3273	1/1	0.96	0.29	54,54,54,54	0
59	MG	AV	103	1/1	0.96	0.06	72,72,72,72	0
59	MG	BA	3572	1/1	0.96	0.28	68,68,68,68	0
59	MG	DB	203	1/1	0.96	0.06	30,30,30,30	1
59	MG	DA	3702	1/1	0.96	0.11	80,80,80,80	0
59	MG	CA	1617	1/1	0.96	0.04	66,66,66,66	0
59	MG	CA	1667	1/1	0.96	0.10	66,66,66,66	0
59	MG	BA	3099	1/1	0.96	0.13	30,30,30,30	0
59	MG	BA	3100	1/1	0.96	0.06	47,47,47,47	0
59	MG	BA	3214	1/1	0.96	0.29	85,85,85,85	0
59	MG	DA	3523	1/1	0.96	0.11	34,34,34,34	0
59	MG	BA	3166	1/1	0.96	0.42	89,89,89,89	0
59	MG	AA	1960	1/1	0.96	0.08	72,72,72,72	0
59	MG	DD	302	1/1	0.96	0.16	53,53,53,53	0
59	MG	BA	3144	1/1	0.96	0.16	73,73,73,73	0
59	MG	DA	3284	1/1	0.96	0.15	25,25,25,25	0
59	MG	BA	3459	1/1	0.96	0.13	44,44,44,44	0

Continued on next page...

Continued from previous page...

Mol	Type	Chain	Res	Atoms	RSCC	RSR	B-factors(\AA^2)	Q<0.9
59	MG	DA	3715	1/1	0.96	0.12	64,64,64,64	0
59	MG	BA	3419	1/1	0.96	0.20	49,49,49,49	0
59	MG	BA	2960	1/1	0.96	0.31	84,84,84,84	0
59	MG	BA	3351	1/1	0.96	0.14	26,26,26,26	0
59	MG	DF	301	1/1	0.96	0.09	17,17,17,17	1
59	MG	DA	3532	1/1	0.96	0.15	79,79,79,79	0
59	MG	DA	3623	1/1	0.96	0.09	28,28,28,28	0
59	MG	CA	1678	1/1	0.96	0.06	45,45,45,45	1
59	MG	AA	1841	1/1	0.96	0.19	42,42,42,42	0
59	MG	DA	3215	1/1	0.96	0.21	69,69,69,69	0
59	MG	BA	3066	1/1	0.96	0.29	57,57,57,57	0
59	MG	CA	1782	1/1	0.96	0.10	52,52,52,52	0
59	MG	AA	1888	1/1	0.96	0.12	58,58,58,58	0
59	MG	DA	3018	1/1	0.96	0.05	76,76,76,76	0
59	MG	CA	1682	1/1	0.96	0.27	53,53,53,53	0
59	MG	BA	3252	1/1	0.96	0.17	75,75,75,75	0
59	MG	BA	3356	1/1	0.96	0.16	45,45,45,45	0
59	MG	BA	3427	1/1	0.96	0.17	63,63,63,63	0
59	MG	BP	202	1/1	0.96	0.14	69,69,69,69	1
59	MG	DA	3734	1/1	0.96	0.10	74,74,74,74	0
59	MG	DA	3090	1/1	0.96	0.10	35,35,35,35	0
59	MG	BP	203	1/1	0.96	0.12	88,88,88,88	0
59	MG	DA	3638	1/1	0.96	0.15	21,21,21,21	0
59	MG	BA	2936	1/1	0.96	0.30	43,43,43,43	0
59	MG	BE	302	1/1	0.97	0.06	30,30,30,30	0
59	MG	DA	3499	1/1	0.97	0.22	90,90,90,90	0
59	MG	DA	3448	1/1	0.97	0.07	55,55,55,55	0
59	MG	BA	2969	1/1	0.97	0.11	41,41,41,41	0
59	MG	DA	3726	1/1	0.97	0.11	65,65,65,65	0
59	MG	AA	1967	1/1	0.97	0.14	67,67,67,67	0
59	MG	BA	3106	1/1	0.97	0.05	35,35,35,35	0
59	MG	DA	3217	1/1	0.97	0.43	69,69,69,69	0
59	MG	BA	3525	1/1	0.97	0.07	44,44,44,44	0
59	MG	AA	1649	1/1	0.97	0.06	63,63,63,63	0
59	MG	DA	3054	1/1	0.97	0.05	69,69,69,69	0
59	MG	CA	1653	1/1	0.97	0.18	39,39,39,39	0
59	MG	BA	3302	1/1	0.97	0.47	69,69,69,69	0
59	MG	DA	3057	1/1	0.97	0.15	32,32,32,32	0
59	MG	AA	1899	1/1	0.97	0.09	63,63,63,63	0
59	MG	DA	3678	1/1	0.97	0.20	100,100,100,100	0
59	MG	DA	3565	1/1	0.97	0.18	54,54,54,54	0
59	MG	CA	1727	1/1	0.97	0.10	74,74,74,74	0

Continued on next page...

Continued from previous page...

Mol	Type	Chain	Res	Atoms	RSCC	RSR	B-factors(\AA^2)	Q<0.9
59	MG	DA	3410	1/1	0.97	0.30	25,25,25,25	0
59	MG	AA	1961	1/1	0.97	0.20	87,87,87,87	0
59	MG	BA	2934	1/1	0.97	0.25	57,57,57,57	0
59	MG	DA	3319	1/1	0.97	0.17	47,47,47,47	0
59	MG	AX	104	1/1	0.97	0.19	43,43,43,43	0
59	MG	DA	3186	1/1	0.97	0.06	42,42,42,42	0
59	MG	DA	3416	1/1	0.97	0.17	35,35,35,35	0
59	MG	AY	101	1/1	0.97	0.35	6,6,6,6	1
59	MG	DA	3469	1/1	0.97	0.17	65,65,65,65	0
59	MG	BA	3441	1/1	0.97	0.07	40,40,40,40	0
59	MG	DA	3471	1/1	0.97	0.16	63,63,63,63	0
59	MG	BA	3442	1/1	0.97	0.28	65,65,65,65	0
59	MG	BA	3202	1/1	0.97	0.08	24,24,24,24	0
59	MG	AA	1654	1/1	0.97	0.13	58,58,58,58	1
59	MG	AA	1679	1/1	0.97	0.21	53,53,53,53	1
59	MG	BA	3506	1/1	0.97	0.06	42,42,42,42	0
59	MG	BA	2926	1/1	0.97	0.10	20,20,20,20	0
59	MG	DA	3110	1/1	0.97	0.19	200,200,200,200	0
59	MG	AA	1896	1/1	0.97	0.07	78,78,78,78	0
59	MG	DE	304	1/1	0.97	0.15	22,22,22,22	0
59	MG	DA	3586	1/1	0.97	0.32	34,34,34,34	0
59	MG	BA	3574	1/1	0.97	0.12	53,53,53,53	0
59	MG	BA	3314	1/1	0.97	0.28	29,29,29,29	0
59	MG	DA	3646	1/1	0.97	0.29	57,57,57,57	0
59	MG	BA	3289	1/1	0.97	0.21	39,39,39,39	0
59	MG	BA	3152	1/1	0.97	0.16	34,34,34,34	0
59	MG	AA	1808	1/1	0.97	0.23	57,57,57,57	0
59	MG	DP	201	1/1	0.97	0.06	36,36,36,36	1
59	MG	BA	3136	1/1	0.97	0.13	34,34,34,34	0
59	MG	DP	203	1/1	0.97	0.17	53,53,53,53	0
59	MG	DA	3118	1/1	0.97	0.05	63,63,63,63	0
59	MG	BA	3024	1/1	0.97	0.13	79,79,79,79	0
59	MG	BA	3294	1/1	0.97	0.21	73,73,73,73	0
59	MG	DA	3437	1/1	0.97	0.05	12,12,12,12	1
59	MG	DA	3041	1/1	0.97	0.12	78,78,78,78	0
59	MG	BA	3347	1/1	0.97	0.20	30,30,30,30	0
59	MG	BA	3456	1/1	0.97	0.27	33,33,33,33	0
59	MG	BA	3273	1/1	0.97	0.27	31,31,31,31	0
59	MG	AA	1916	1/1	0.97	0.04	70,70,70,70	0
59	MG	DU	204	1/1	0.97	0.13	19,19,19,19	0
59	MG	BA	3428	1/1	0.97	0.45	72,72,72,72	0
59	MG	DA	3256	1/1	0.97	0.32	42,42,42,42	0

Continued on next page...

Continued from previous page...

Mol	Type	Chain	Res	Atoms	RSCC	RSR	B-factors(\AA^2)	Q<0.9
59	MG	BA	3402	1/1	0.97	0.29	37,37,37,37	0
59	MG	BA	3306	1/1	0.98	0.25	57,57,57,57	0
59	MG	DA	3339	1/1	0.98	0.34	37,37,37,37	0
59	MG	BA	3131	1/1	0.98	0.13	43,43,43,43	0
59	MG	AA	1655	1/1	0.98	0.04	101,101,101,101	0
59	MG	DA	3589	1/1	0.98	0.33	47,47,47,47	0
59	MG	DA	3444	1/1	0.98	0.35	31,31,31,31	0
59	MG	DA	3246	1/1	0.98	0.11	32,32,32,32	0
59	MG	BA	3271	1/1	0.98	0.17	29,29,29,29	0
59	MG	BA	3126	1/1	0.98	0.05	36,36,36,36	0
59	MG	BA	3530	1/1	0.98	0.08	33,33,33,33	0
59	MG	DA	3024	1/1	0.98	0.11	92,92,92,92	0
59	MG	BE	303	1/1	0.98	0.12	22,22,22,22	0
59	MG	DA	3677	1/1	0.98	0.13	45,45,45,45	0
59	MG	DA	3381	1/1	0.98	0.36	43,43,43,43	0
59	MG	BA	3396	1/1	0.98	0.23	86,86,86,86	0
59	MG	DA	3599	1/1	0.98	0.09	39,39,39,39	0
59	MG	DA	3768	1/1	0.98	0.04	58,58,58,58	1
59	MG	BA	3261	1/1	0.98	0.12	41,41,41,41	0
59	MG	DA	3562	1/1	0.98	0.04	25,25,25,25	1
59	MG	BA	3398	1/1	0.98	0.26	53,53,53,53	0
59	MG	AA	1664	1/1	0.98	0.05	17,17,17,17	1
59	MG	BA	3589	1/1	0.98	0.07	41,41,41,41	0
59	MG	DA	3257	1/1	0.98	0.37	29,29,29,29	0
59	MG	AA	1693	1/1	0.98	0.05	56,56,56,56	1
59	MG	DA	3141	1/1	0.98	0.19	99,99,99,99	0
59	MG	CA	1645	1/1	0.98	0.12	50,50,50,50	0
59	MG	DA	3033	1/1	0.98	0.08	50,50,50,50	0
59	MG	AA	1653	1/1	0.98	0.04	68,68,68,68	1
59	MG	BA	3235	1/1	0.98	0.07	40,40,40,40	0
59	MG	DA	3327	1/1	0.98	0.05	39,39,39,39	1
59	MG	BA	3078	1/1	0.98	0.10	18,18,18,18	0
59	MG	BA	3237	1/1	0.98	0.11	58,58,58,58	0
59	MG	BA	3247	1/1	0.98	0.15	62,62,62,62	1
59	MG	DA	3697	1/1	0.98	0.10	32,32,32,32	0
59	MG	DA	3616	1/1	0.98	0.24	51,51,51,51	0
59	MG	DA	3742	1/1	0.98	0.29	51,51,51,51	0
59	MG	D5	101	1/1	0.98	0.15	48,48,48,48	0
59	MG	D5	102	1/1	0.98	0.07	63,63,63,63	0
59	MG	DA	3434	1/1	0.98	0.34	44,44,44,44	0
59	MG	DA	3122	1/1	0.98	0.43	38,38,38,38	0
59	MG	DA	2915	1/1	0.98	0.17	48,48,48,48	0

Continued on next page...

Continued from previous page...

Mol	Type	Chain	Res	Atoms	RSCC	RSR	B-factors(\AA^2)	Q<0.9
59	MG	DA	2964	1/1	0.98	0.30	54,54,54,54	0
59	MG	DA	3705	1/1	0.98	0.17	58,58,58,58	0
59	MG	BA	3438	1/1	0.98	0.10	29,29,29,29	0
60	ZN	AD	301	1/1	0.98	0.12	106,106,106,106	0
59	MG	BA	3319	1/1	0.98	0.28	33,33,33,33	0
59	MG	AA	1688	1/1	0.99	0.04	22,22,22,22	1
59	MG	DA	2971	1/1	0.99	0.03	20,20,20,20	0
59	MG	BA	3038	1/1	0.99	0.03	17,17,17,17	0
59	MG	BA	3090	1/1	0.99	0.05	27,27,27,27	0
59	MG	AP	101	1/1	0.99	0.05	93,93,93,93	0
59	MG	CA	1666	1/1	0.99	0.04	63,63,63,63	0
59	MG	DA	3264	1/1	0.99	0.08	47,47,47,47	1
59	MG	BA	3296	1/1	0.99	0.24	27,27,27,27	0
60	ZN	AD	305	1/1	0.99	0.10	88,88,88,88	0
60	ZN	AN	101	1/1	0.99	0.03	153,153,153,153	0
59	MG	BA	3322	1/1	0.99	0.25	24,24,24,24	0

6.5 Other polymers

There are no such residues in this entry.